

South East Europe

ARMED VIOLENCE MONITOR

Quarterly Regional Report

October-December 2025



Background

The spread and misuse of firearms remain a persistent threat to public safety, human rights, and sustainable development worldwide. Recognizing this challenge, UNDP SEESAC established the Armed Violence Monitoring Platform (AVMP) to systematically collect and analyse data on firearm-related incidents across South East Europe (SEE).

Monitoring and analysing firearm-related incidents are therefore essential to understanding the scale, scope, and dynamics of armed violence. Comprehensive and timely data is crucial to inform evidence-based policymaking, strengthen prevention and response strategies, and support efforts to reduce the illicit possession and misuse of small arms and light weapons (SALW).

To support these goals, this **Quarterly Regional Report** presents key trends, incident patterns, and emerging threats observed between **October** and **December 2025**. Building on monthly reports, it aims to enhance understanding of firearm-related violence in SEE.

Methodology

The AVMP provides real-time insight into the scope and impact of firearm incidents, covering **Albania, Bosnia and Herzegovina, Serbia, the Republic of Moldova, Montenegro, North Macedonia, and Kosovo**.¹

The AVMP data is collected **daily**² from a combination of **official sources**, including websites of law enforcement institutions and ministries of interior, **online and print media**, with Kosovo's data primarily sourced from daily police reports³.

Data on firearm incidents is categorised according to standardised definitions to ensure consistency and comparability across jurisdictions and reporting periods. Each incident is reviewed and analysed using a methodology developed by SEESAC.

¹ For the United Nations Development Programme, references to Kosovo shall be understood to be in the context of Security Council resolution 1244 (1999). For the European Union, this designation is without prejudice to positions on status and is in line with UNSCR 1244/1999 and the ICJ Opinion on the Kosovo declaration of independence.

² Data was retrieved on 25 January 2026. Given that news articles may be published after the incidents occurred or that recorded incidents can be updated with new pieces of information, the given statistics may slightly differ in the future.

³ The receipt of daily police reports was discontinued in late July 2025 and resumed in October 2025. Upon resumption, a number of incidents that occurred in August and September 2025 were recorded retroactively. This has resulted in discrepancies between the figures presented in the Regional Quarterly Armed Violence Monitor for the July–September 2025 period and the figures in this Monitor.

QUARTERLY SNAPSHOTS



861

firearm incidents were reported, a slight decline from the previous quarter.



459

cases of weapon seizures were reported, representing 54% of all firearm incidents.



617

cases involved firearms in illegal possession.




26

people were killed in firearm incidents, a 28% drop from the previous quarter.



79

people were injured with a firearm.

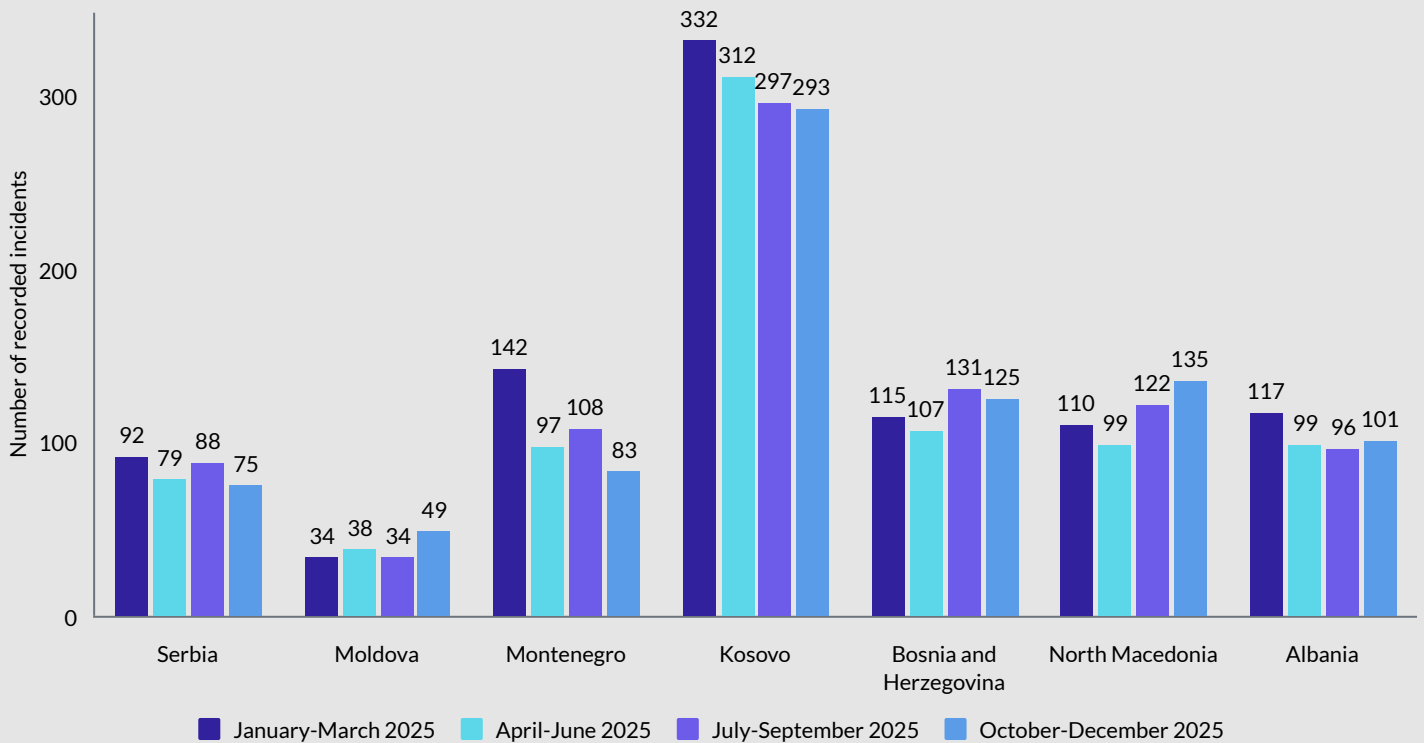


55

cases involved seizures of pyrotechnic devices.

NUMBER OF INCIDENTS

- In the fourth quarter of 2025, a total of **861 firearm incidents** were reported, which is a **minor decrease** compared to the 873 incidents recorded in the third quarter.
- Compared with the corresponding period in 2024, when 932 incidents were reported, **this quarter** documented an **8% decline**.
- The **peak** was observed in **December 2025**, with **317 incidents**, representing a **13% rise** from the same month in 2024.

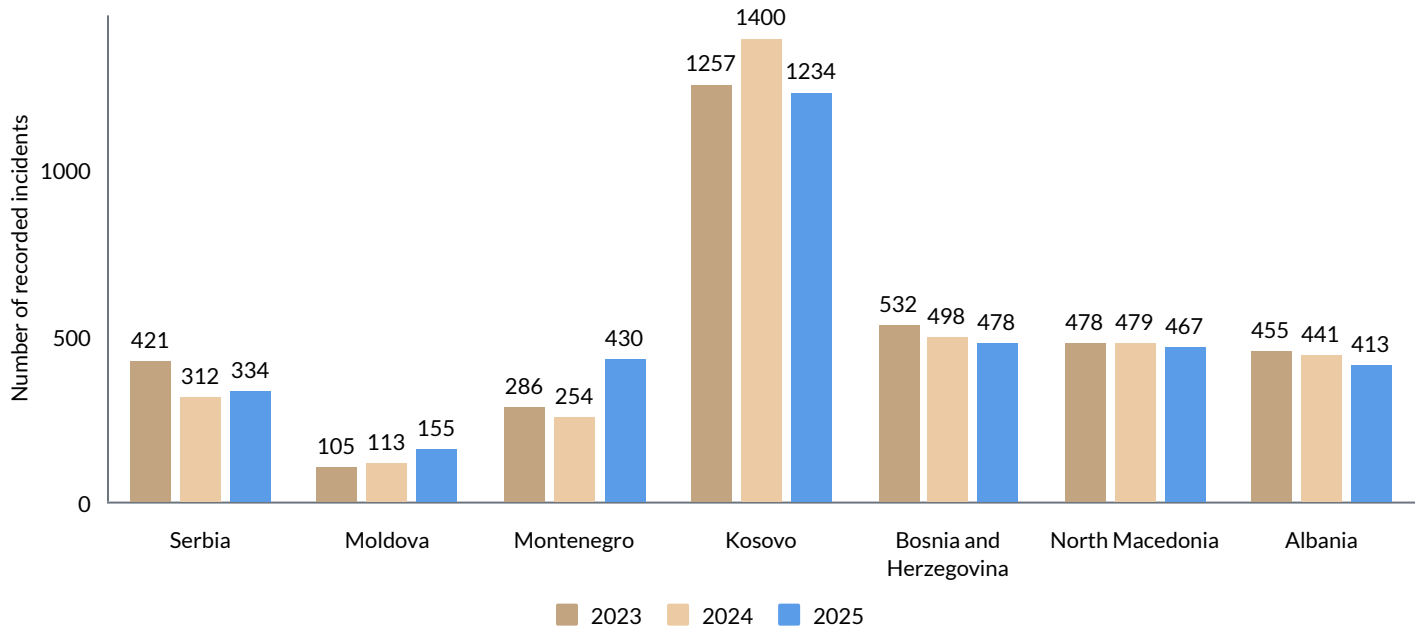


- **Kosovo (293)** continued to record the **highest number** of firearm incidents, despite a **slight decrease** compared to the previous quarter, marking its **lowest quarterly total** in 2025 and confirming a **gradual downward trend** observed in the second half of the year.
- Despite being the jurisdiction with the **lowest number of recorded incidents**, **Moldova** documented a **44% increase** in incidents in the fourth quarter (**49**).
- **North Macedonia (135)** reported a **11% increase**, continuing the **upward trend** observed in the previous quarter and **peaking in its highest quarterly total in 2025**, while **Albania (101)** saw a **modest rise** but maintained relatively **stable levels** throughout the year.
- **Bosnia and Herzegovina (125)**, **Montenegro (83)**, and **Serbia (75)** recorded **declines** in the final quarter, with the **most considerable decrease** observed in **Montenegro (22%)**, reinforcing the **overall downward trend** seen since the beginning of 2025, followed by **Serbia (15%)**, which recorded **its lowest quarterly total of the year**. Although incidents in **Bosnia and Herzegovina declined** slightly from the previous quarter, their number remained **higher than those documented in the first half of the year**.

FIREARM INCIDENT TRENDS, 2023-2025

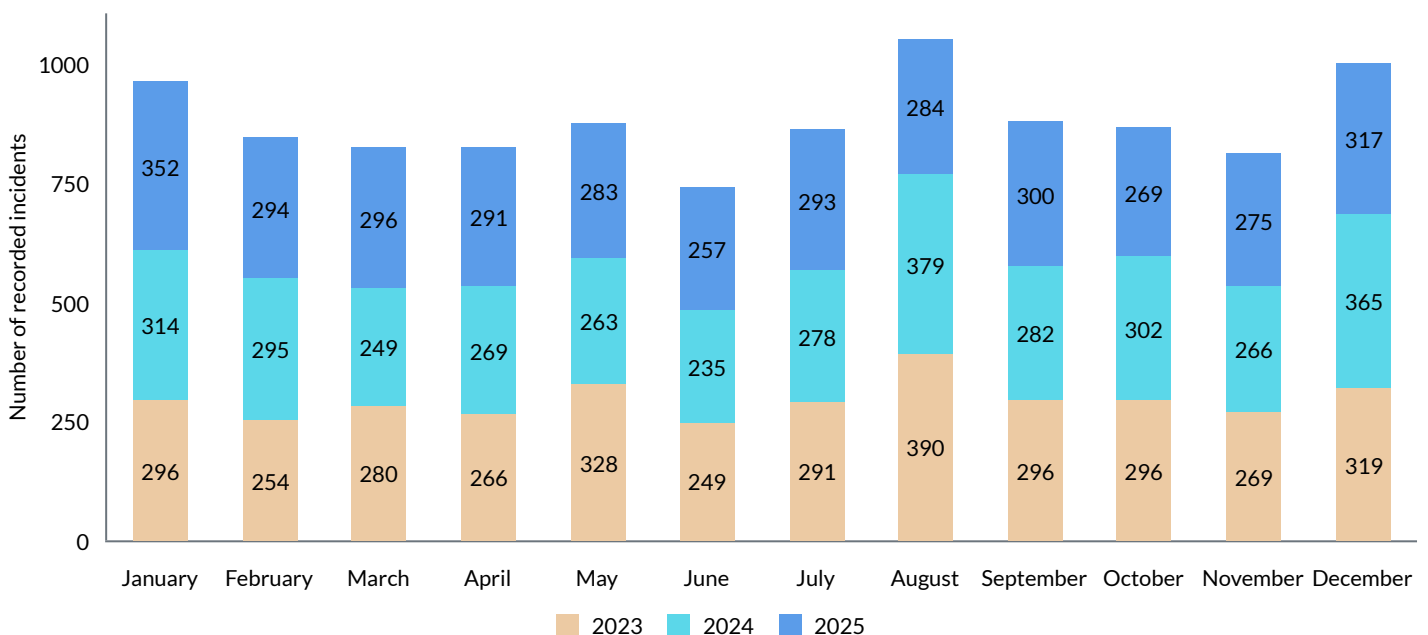
From 2023 to 2025, firearm incident trends across South East Europe varied by jurisdiction.

- **Kosovo** consistently recorded the **highest number** of incidents, **peaking in 2024**.
- **Bosnia and Herzegovina, Albania, and North Macedonia** showed **gradual decreases** over the period, while **Serbia declined sharply** in 2024.
- In contrast, **Moldova and Montenegro** experienced **increases by 2025**, with **Montenegro** recording the **most pronounced rise** among all jurisdictions.



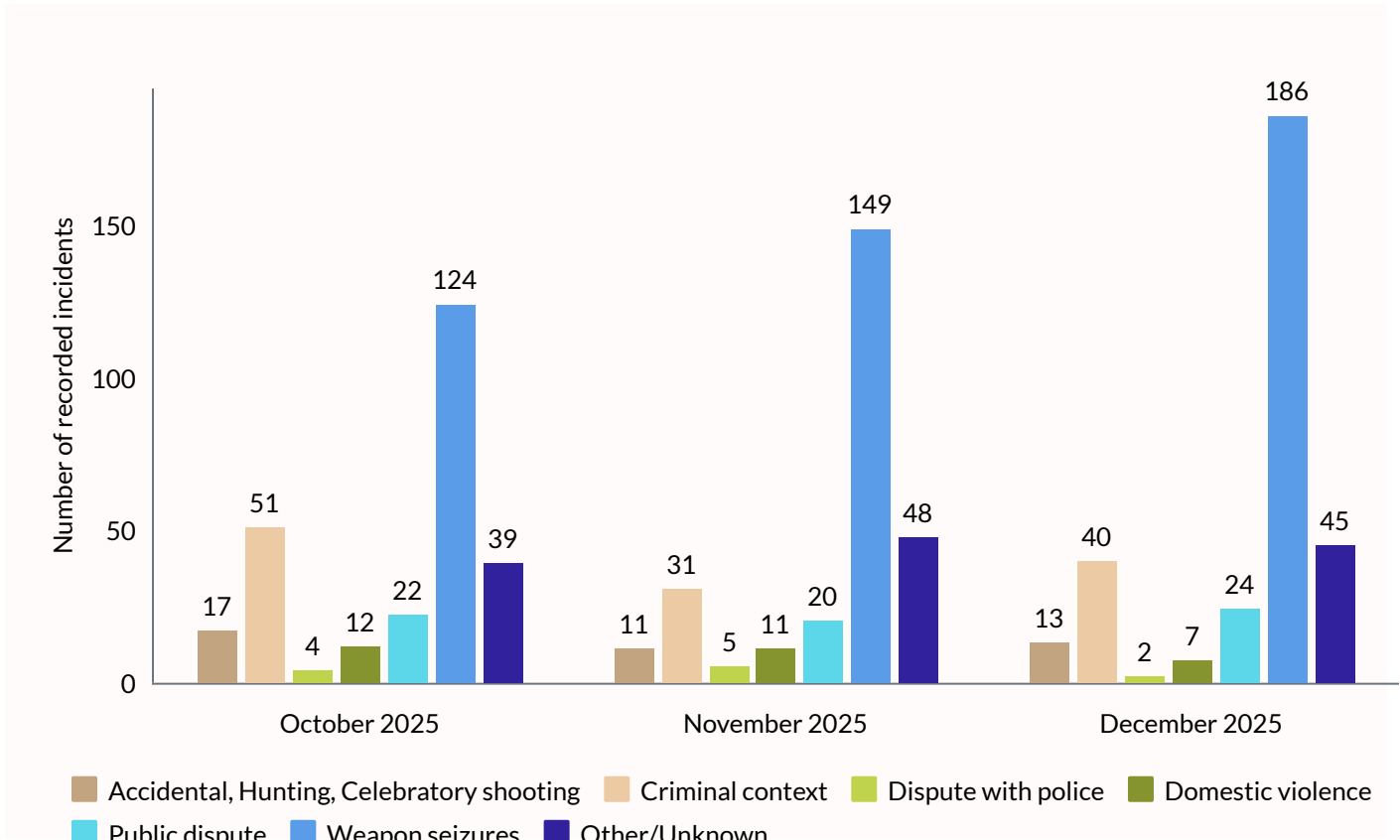
The monthly number of firearm incidents across South East Europe shows clear seasonal patterns with certain variations over the years.

- The **summer months**, particularly **August**, recorded the **highest number of incidents** in 2023 and 2024. Over the three-year period, the increase during summer months was mainly connected to a high number of **celebratory shootings**.
- **January 2025** recorded the **highest** January figure in the **2023–2025 period**, while **December remained high** across all years, **peaking in 2024**, largely due to a high number of **seizures of pyrotechnic devices**, another **seasonal trend** observed over the years.
- A high number of incidents observed in **May 2023** and **January 2025** were primarily driven by **intensified law enforcement responses** following **mass shooting incidents** in Serbia in May 2023 and in Montenegro in January 2025.



TYPES OF INCIDENTS

The monthly distribution of firearm incidents in the fourth quarter of 2025 reveals fluctuations across different types of incidents:

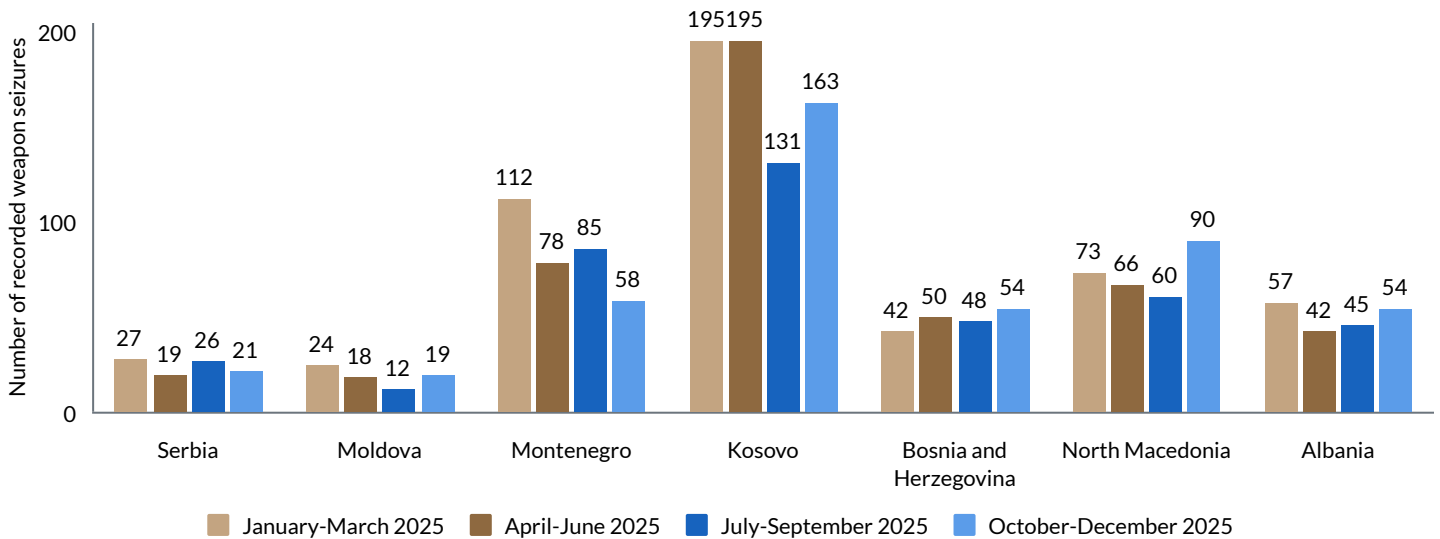


- **Weapon seizures** remained the **most prevalent type of incident**, with **469 cases** recorded in the fourth quarter. The number of seizures **rose steadily** over the months before reaching a **peak in December (186)**.
- Incidents in the **criminal context** accounted for **122 cases**. After a marked decline from October (51) to November (31), numbers **increased** again in **December (40)**.
- **Public disputes** involving firearms totalled **66 incidents**, with figures **fluctuating** between 20 and 24 cases, suggesting a **stable pattern** across the quarter.
- **Accidental/Celebratory shootings/Hunting (41)** remained **relatively stable**. Following a drop from October (17) to November (11), a moderate increase was observed in December (13).
- **Domestic violence incidents totalled 30 cases**, showing a **downward trend** from October (12) through November (11) to December (7).
- **Disputes with police** remained rare, with **11 cases** reported, most of which occurred in November (5), while fewer incidents were recorded in October (4) and December (2).
- The **Other/Unknown category** accounted for **132 cases**, remaining relatively **consistent** across the three months, with the **highest number reached in November (48)**.

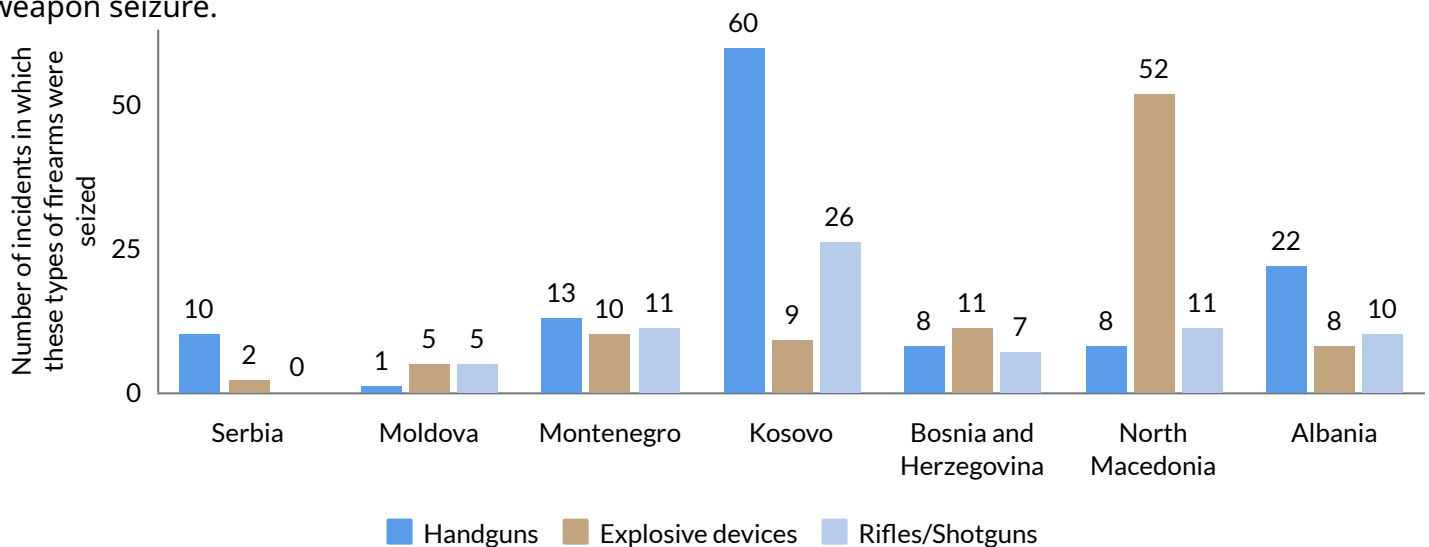
MOST REPORTED INCIDENTS

Weapon seizures

Following a third-quarter decline, **weapon seizures increased** in the final quarter, **rising by 14%** from 405 to **459 cases**. Despite this rise, they remained **13% lower** than in the **same quarter of 2024** and continued to be the **most prevalent incident type**, accounting for **54% of all firearm incidents**.



Kosovo (163) continued to report the **highest number of weapon seizures**, with a **24% increase** from the previous quarter. **North Macedonia (90)** recorded the **second-highest total**, with a **substantial rise** from the previous quarter and a reversal of the earlier declining trend. **Albania (54)** and **Bosnia and Herzegovina (54)** also reported **increases**, returning to levels comparable to those from the beginning of 2025. **Montenegro (58)** and **Serbia (21)** saw **decreases** in the final quarter, with **Montenegro** showing a **considerable decrease** in relation to previous quarters. **Moldova (19)** showed a modest **increase**, though remaining among the jurisdictions with the lowest number of weapon seizure.



Three most seized types of weapons in October-December 2025

Handguns remained the **most commonly seized type of weapon** in the fourth quarter, with **122 cases** reported. This represented a **slight decline** from the previous quarter (131 cases) and the **lowest quarterly total** recorded in 2025, mainly due to **decreases** in **Bosnia and Herzegovina** and **Montenegro**, despite **minor increases** in **Albania, Serbia, and Kosovo**.

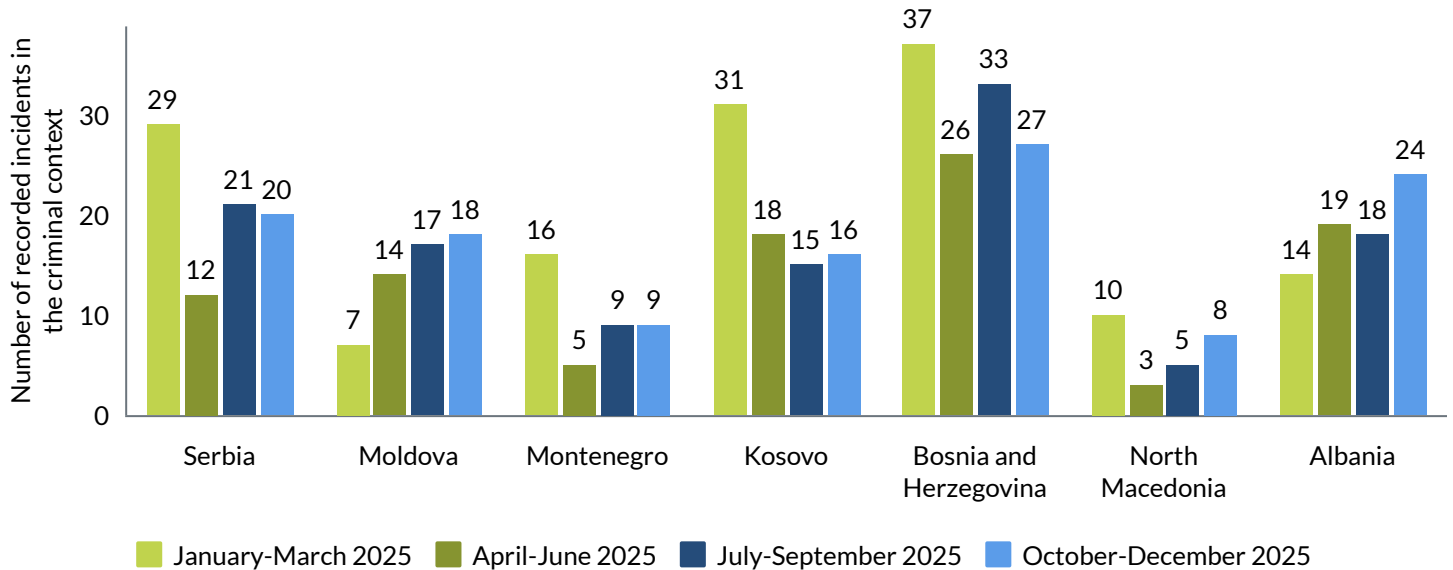
Seizures of **explosive devices nearly tripled** compared to the third quarter, rising from 36 to **97 cases**, with the **majority of cases recorded in North Macedonia (52 cases)**. This increase was largely linked to **seizures of pyrotechnic devices**, which accounted for **55 cases**, most of them **reported in North Macedonia (34 cases)**.

Seizures of **rifles/shotguns increased by 59%**, from 45 to **70 cases**, **reversing a downward trend** observed since early 2025, primarily due to **higher numbers reported in Kosovo**.

Criminal context

In the fourth quarter of 2025, **122 firearm incidents** occurred in the **criminal context**, a **minor rise** from the previous quarter (117 cases) and a 7% increase from the same period in 2024. The **increase** was **driven mainly by a higher number of incidents associated with organized crime**.

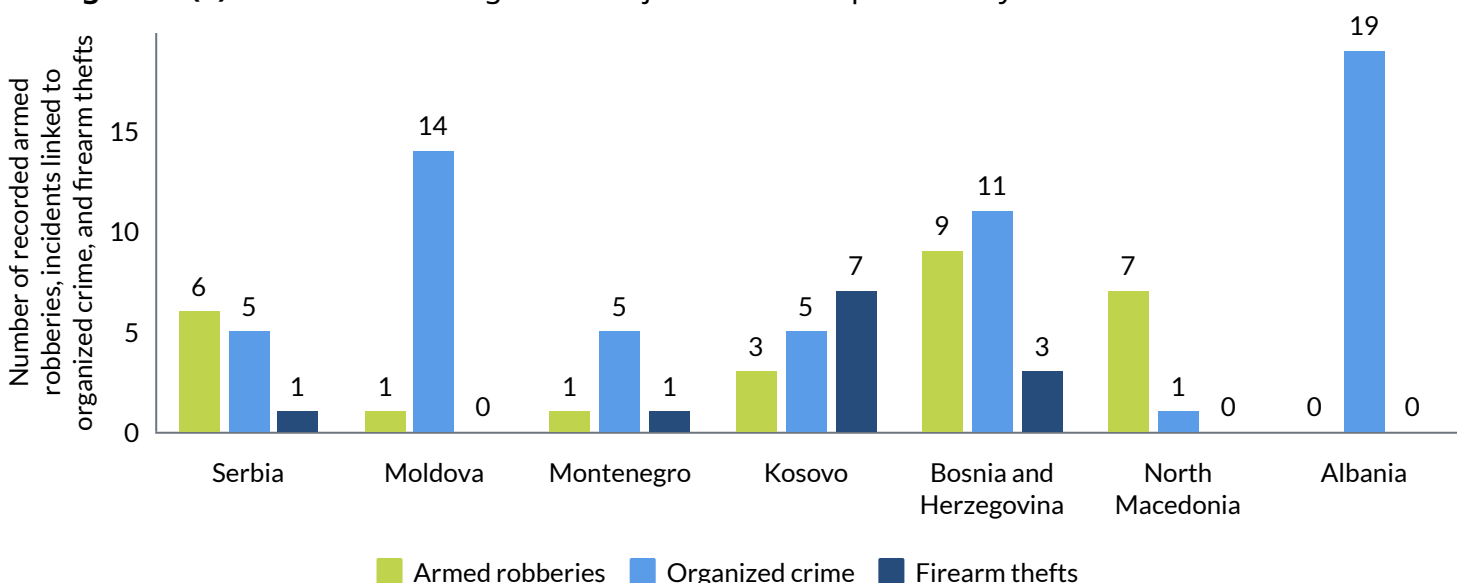
Bosnia and Herzegovina (27) continued to report the **highest number of incidents**, despite an **18% decrease** from the previous quarter. **Albania (24)** followed, with an **increase** after a lower number of cases in July–September 2025. **Moldova (18)** maintained its **upward trend**, reaching its **highest quarterly total** in 2025. **Serbia (20)** recorded a **slight decrease**, while **North Macedonia (8)** and **Kosovo (16)** showed a **modest increase**, with Kosovo maintaining the declining trend observed earlier in the year. **Montenegro (9)** reported **the same number** of cases in both quarters.



Armed robberies totalled **27 cases** in the fourth quarter, which is a **marginal decrease** from 28 cases in the third quarter. **Bosnia and Herzegovina (9)** recorded the **highest number**, despite a **decline** from the previous quarter. **North Macedonia (7)** and **Serbia (6)** both reported **minor increases**, while **Albania** recorded **no cases**, following a decrease from three incidents in the previous quarter. Other jurisdictions reported low numbers, with only minor variations between the quarters.

Incidents linked to **organized crime declined** from 65 cases in the third quarter to **60 cases** in this quarter. **Albania (19)** recorded the **highest number** of cases, showing a **notable increase**, followed by **Moldova (14)**, which documented a **slight rise**, and **Bosnia and Herzegovina (11)**, where the number of incidents was **lower than in the prior quarter**. **Serbia (5)** and **Montenegro (5)** recorded **marked decreases**, while in **Kosovo (5)** the figures remained **unchanged**. **North Macedonia (1)** continued to report a **low number of incidents**.

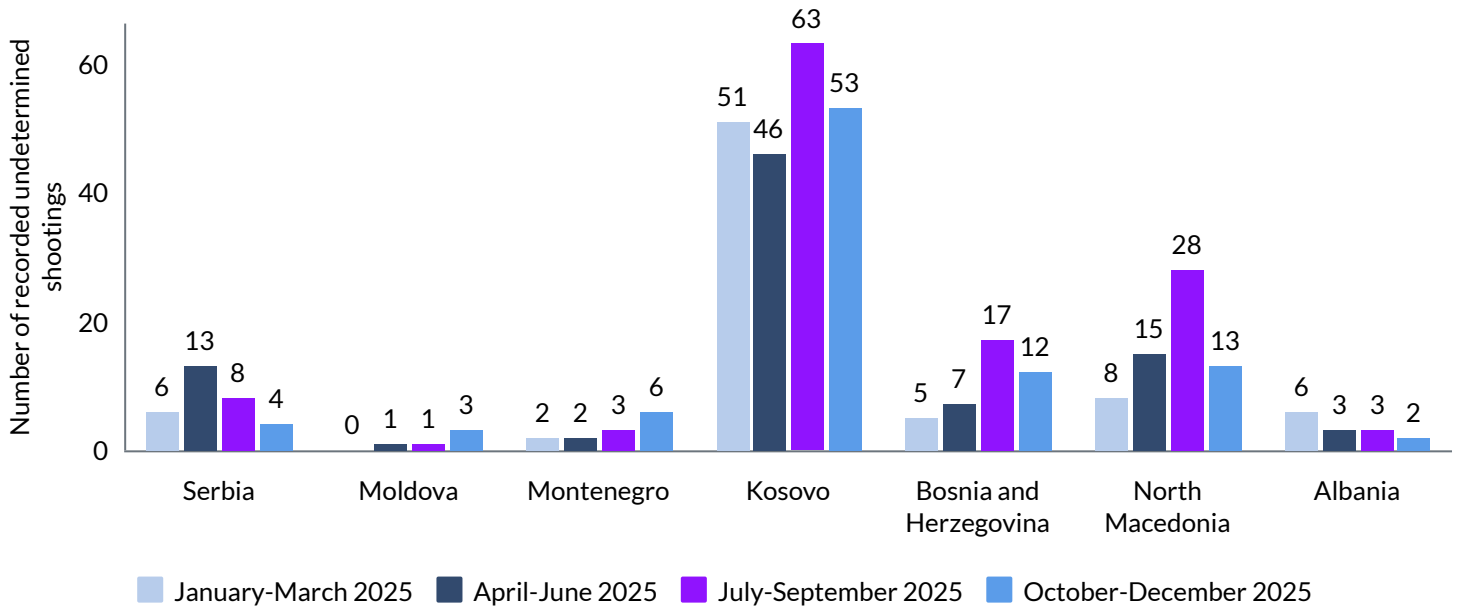
Firearm thefts accounted for **12 cases** in the final quarter, the same as in the third quarter. **Kosovo (7)** recorded the **highest number**, with a **rising trend**, while the number of cases in **Bosnia and Herzegovina (3)** remained unchanged. Other jurisdictions reported very few or no cases.



Undetermined shootings

During the reporting period, **93 undetermined shootings⁴** were recorded, representing a **24% decline** compared to the previous reporting period (123 cases), though remaining higher than numbers observed in the first half of the year.

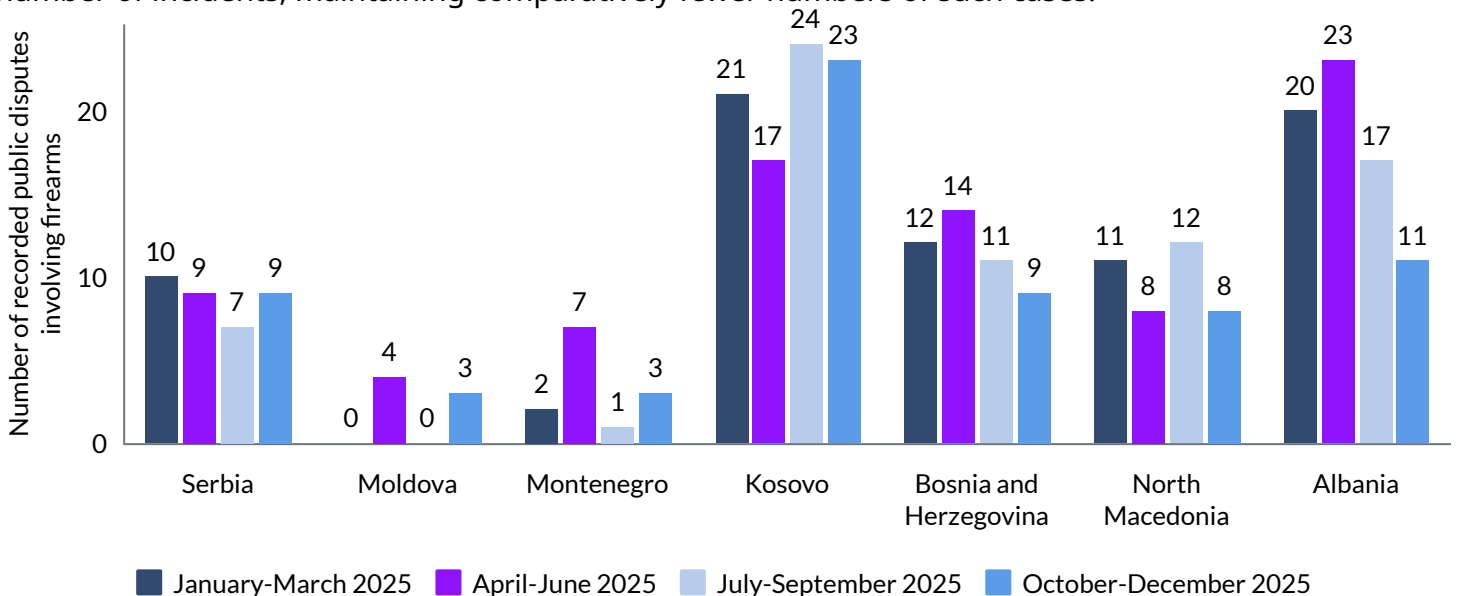
Kosovo (53) continued to account for **more than half** of the incidents, despite a **decrease** compared to the previous period. **Bosnia and Herzegovina (12)** and **North Macedonia (13)** both recorded **declines** after reaching peak levels in the previous quarter. **Montenegro (6)** and **Moldova (3)** saw **increases**, reaching their highest quarterly figures in 2025. **Serbia (4)** and **Albania (2)** both reported further **decreases**, continuing the **downward trends** observed in previous quarters.



Public disputes

Firearm incidents arising from **public disputes declined to 66 cases** during the reporting period, a **10% decrease** from the previous quarter (72 cases). This figure marked the **lowest quarterly total** recorded in 2025, continuing the **downward trend** observed earlier in the year.

Kosovo (23) accounted for around **one-third** of all recorded cases, though this reflected a **marginal decrease** compared to the previous period. **Albania (11)** recorded a **reduction**, with the number of incidents **nearly halving**. **Bosnia and Herzegovina (9)**, **Serbia (9)** and **North Macedonia (8)** followed, with **Serbia** showing a slight **increase**, in contrast to **Bosnia and Herzegovina** and **North Macedonia**, where **declines** were observed. **Moldova (3)** and **Montenegro (3)** each recorded a small number of incidents, maintaining comparatively fewer numbers of such cases.



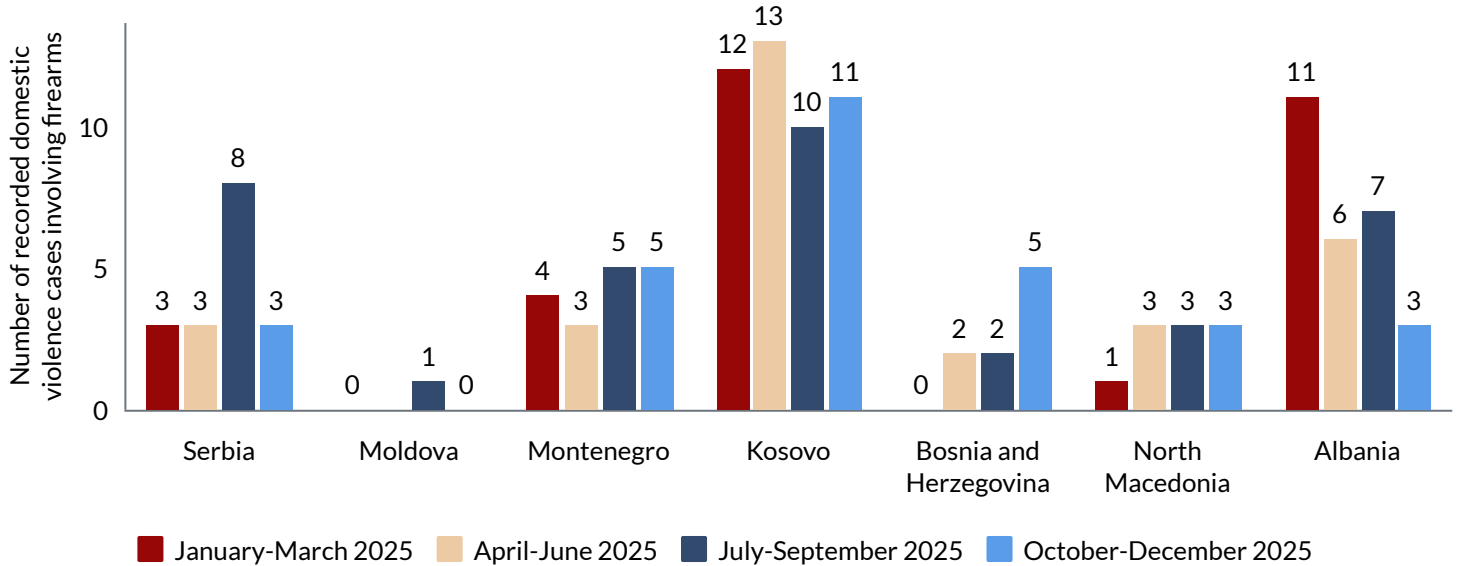
⁴ Undetermined shooting refers to any firearm discharge under unknown circumstances and motives, regardless of whether or not such an incident caused a fatality, injury, or damage.

Domestic violence

A total of **30 firearm incidents** in the context of **domestic violence** were recorded across the region during the reporting period, representing a **17% decline** compared to the previous quarter (36 cases) and returning to the numbers recorded in the first half of the year.

Kosovo (11) reported the **highest number of cases**, accounting for **one-third** of all incidents and marking a slight increase compared to the preceding period. **Montenegro (5)** and **North Macedonia (3)**, recorded the **same figures, remaining stable** compared to the previous period. **Bosnia and Herzegovina (5)** documented an **increase**, while **Albania (3)** and **Serbia (3)** both had considerable **declines**. **No such cases** were reported in **Moldova**.

Of 30 incidents, **20 cases** were committed by **intimate partners**, the same as in the previous quarter. In contrast, firearm-related **violence by other family members dropped** from 16 to **10 cases**.

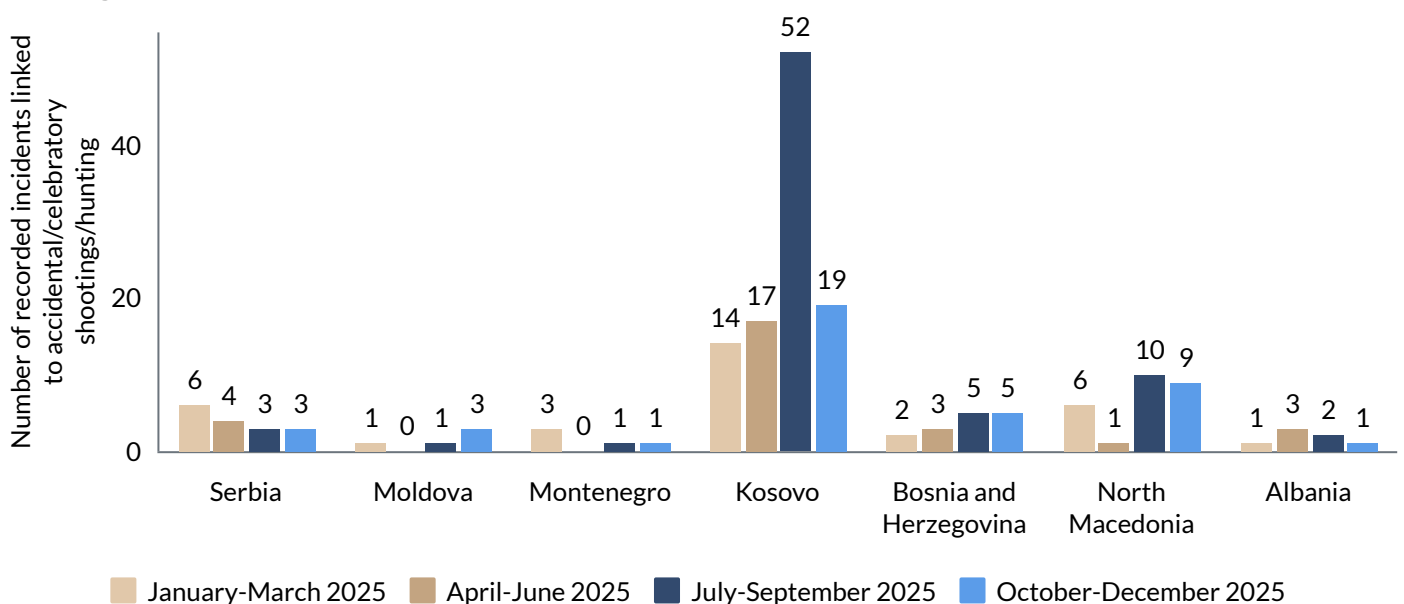


Accidental/Celebratory shootings/ Hunting

A total of **41 incidents** were recorded under the category **Accidental, Celebratory shootings, Hunting during the reporting period**, a 45% drop compared to 74 cases from the previous quarter.

More than half of the incidents were linked to **celebratory shootings (24 cases)**. As in previous years, celebratory shootings showed strong seasonal fluctuations in 2025, peaking in the third quarter with **62 cases** before declining in the final quarter. **Accidental discharges accounted for 15 cases**, representing a modest increase compared to the prior reporting period and **reflecting an overall stable pattern throughout the year**.

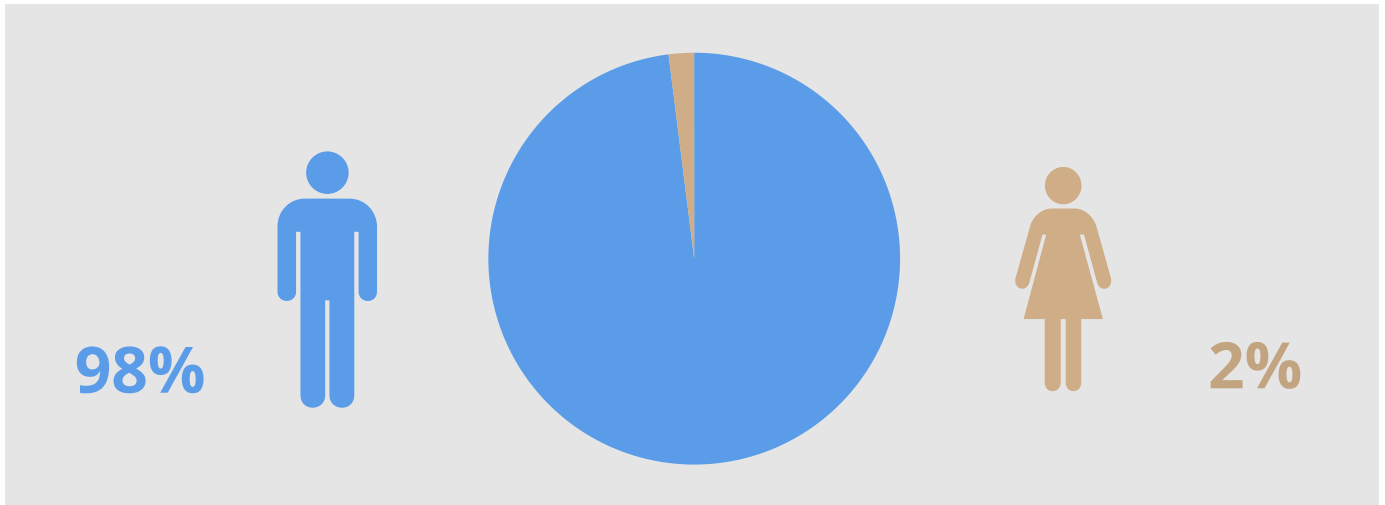
Kosovo (19) accounted for the **largest share of incidents**, nearly all of which were **celebratory shootings (17 cases)**.



PERPETRATORS

A total of **1,094 perpetrators**⁵ were recorded in firearm incidents during the reporting period. The majority were **men (902)**, while **23 were women**, and sex was not indicated for 169 individuals.

In cases when the sex was known, men accounted for 98% and women for 2% of perpetrators.

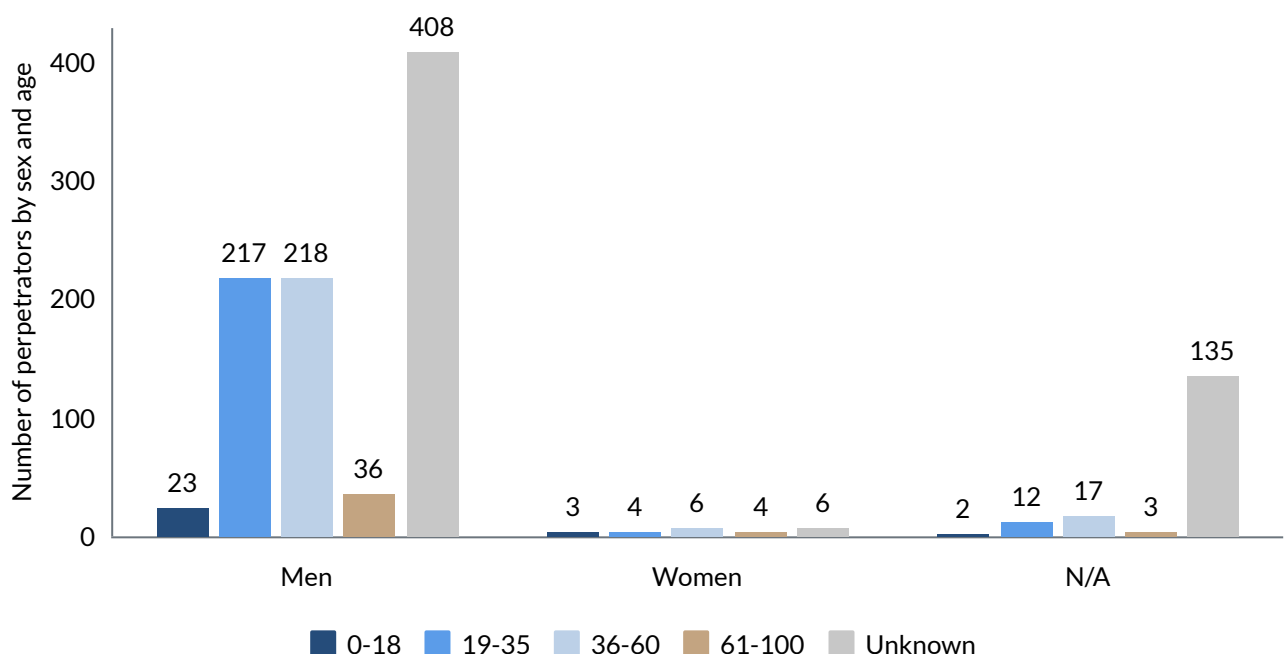


Men were identified as perpetrators, mostly in incidents related to **weapon seizures (52%)**, **criminal context (20%)**, **undetermined shootings (9%)**, and **public disputes (8%)**.



Women were identified as perpetrators, mainly in incidents related to **weapon seizures (52%)**.

The most common age group among perpetrators was **36-60 (241)**, followed by **19-35 years (233)**, and **61 and older (43)**. There were also **28 perpetrators aged 18 and younger**. However, for **549 perpetrators**, the age remained unknown, while for 135, neither age nor sex was reported.

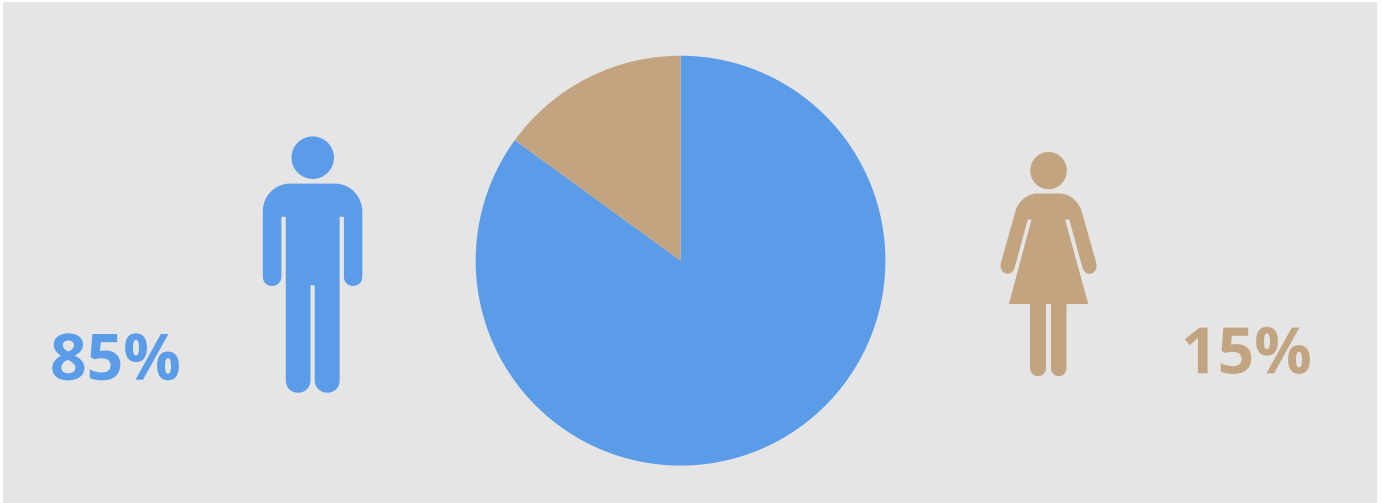


⁵ Perpetrator refers to any individual who has used a firearm/ammunition/explosive to commit any of the types of incidents covered by the AVMP.

VICTIMS

A total of **258 victims**⁶ were recorded in firearm incidents. This marks a 11% decline compared to 288 in the previous quarter. **Men accounted for the majority of victims (202 men)**, while **37 were women**, and for **19 individuals**, the information on sex was not reported.

In cases when the sex was known, men accounted for 85% and women for 14% of victims.

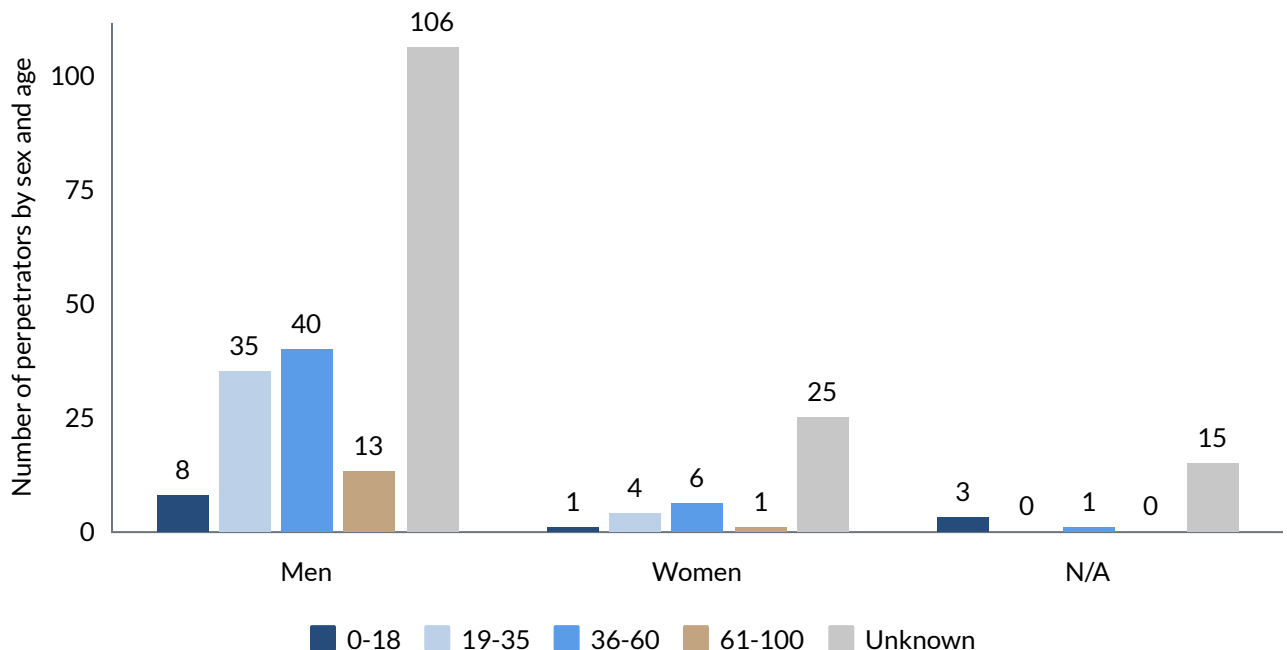


Men were identified as victims mostly in incidents related to **public disputes (31%), criminal context (25%), and undetermined shootings (17%).**



Women were identified as victims mainly in incidents related to **domestic violence (59%), and the criminal context (14%), specifically in armed robberies.**

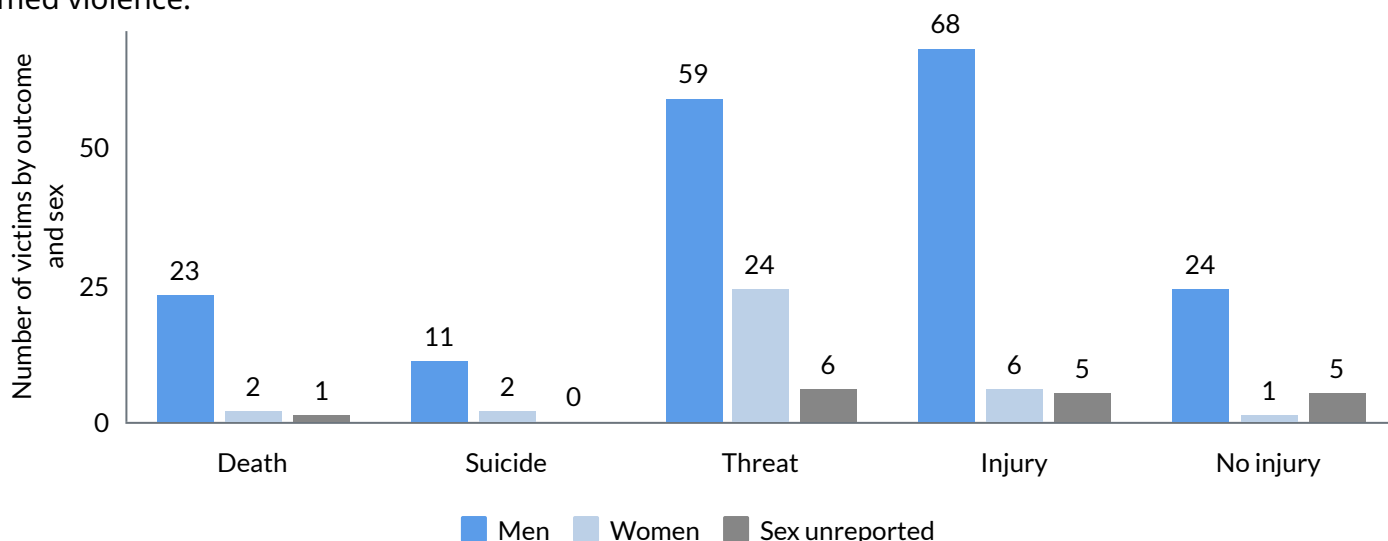
When the age was known, the **36-60 age group** was the **most affected** among victims, with **46 victims**. This was also the age group with the highest number of both women and men victims. Those aged **19-35** followed (**39 victims**). A total of **14 victims** were **aged 61 and older**. There were **12 victims aged 18 and younger**, while the **age remained unknown for 146 victims**.



⁶ Victim refers to any individual who has been threatened, injured or died as a result of the use of a firearm/ammunition/explosives. Victims also include those who were present when a firearm was discharged but did not sustain a gunshot injury and those who were present during an incident in which a firearm was present but was not used.

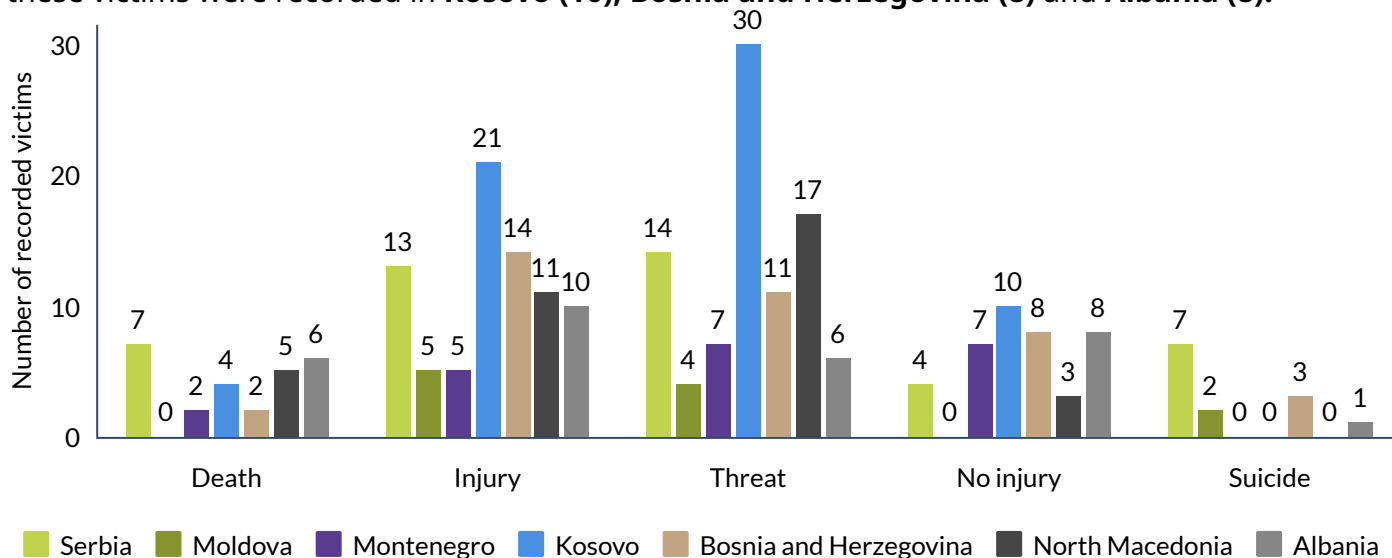
Outcomes for victims

The outcomes of firearm incidents in the third quarter of 2025 reflect different levels of impact of armed violence.



Most reported outcomes of firearm incidents by type from October to December 2025

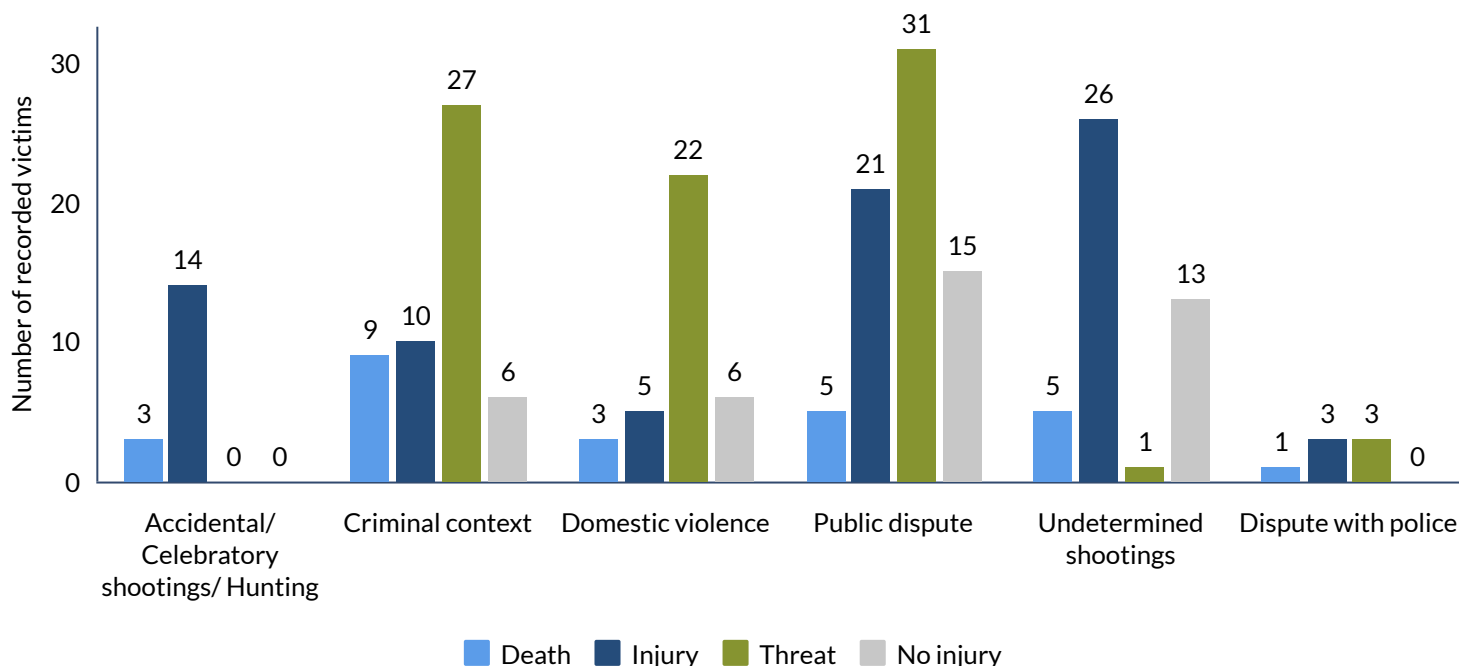
- **Firearm-related deaths decreased** in the fourth quarter of 2025, from 40 to 26 victims. This reduction was reflected across both **men, from 31 to 23**, and **women, from 8 to 2**. The **highest numbers of fatal outcomes** were recorded in **Serbia (7)**, followed by **Albania (6)**, **North Macedonia (5)**, and **Kosovo (4)**. The most pronounced **declines** were observed in **Montenegro**, where fatalities **dropped from 8 to 2**, and in **Kosovo**, decreasing from **9 to 4**.
- **Firearm-related suicides increased** from 7 to 13 cases, mostly affecting men (**11**). **Serbia (7)** reported the **highest number of cases**, while **Bosnia and Herzegovina (3)**, **Moldova (2)**, and **Albania (1)** recorded fewer cases. No such cases were recorded in the remaining jurisdictions.
- The number of **injured victims increased** from 66 to **79** compared to the previous quarter. Injuries among **men rose** from 56 to **68**, while injuries among **women** dropped from 10 to **6**. The **highest number** of injured victims was reported in **Kosovo (21)**, followed by **Serbia (13)**, **Albania (10)**, and **North Macedonia (11)**.
- **Threats with firearms declined** from 107 to **89 victims**, marking the lowest number recorded in 2025. The decrease was mainly caused by a drop among women victims, from 39 to 24, while it slightly increased among men, from 53 to 59. The majority of victims were documented in **Kosovo (30)**, **North Macedonia (17)**, and **Serbia (14)**.
- A total of **40 victims** were reported in incidents involving **firearm discharge without injury**, a **decline from 66** in the previous period. Most victims were **men (35)**. The highest numbers of these victims were recorded in **Kosovo (10)**, **Bosnia and Herzegovina (8)** and **Albania (8)**.



Most reported outcomes of firearm incidents by jurisdiction from October to December 2025

Outcomes for victims and context

The below overview offers an insight into the outcomes for victims resulting from the use of firearms in different contexts covered by the AVMP.



Most reported outcomes of firearm incidents by type from October-December 2025

Firearm-related deaths

- **Firearm-related fatalities** in the **criminal context** accounted for the **largest share**, with 9 deaths, **all involving men**, representing an **increase** compared to the previous period (7 fatalities).
- **Public disputes involving firearms** resulted in **5 fatalities, all men**. **Undetermined shootings** also accounted for **5 deaths**, including **3 men and 1 woman**, where sex was specified.
- **Domestic violence incidents** led to **3 fatalities (2 men and 1 woman)**, marking a **sharp decline** compared to the previous period, when 11 deaths were recorded.
- **Accidental shootings** resulted in **3 fatalities, all involving men**. Additionally, one man was killed in a dispute with the police.

Firearm-related injuries

- **Undetermined shootings** resulted in the **highest number** of firearm-related **injuries**, with **26 victims**, including **21 men and 2 women**, where sex was specified, matching the number recorded in the prior quarter.
- **Public disputes** involving firearms accounted for **21 injured victims**, the majority of whom were **men (19)** when sex was indicated.
- **Accidental/Celebratory shootings/Hunting** led to **14 injuries (12 men and 2 women)**, while incidents in the **criminal context** caused **10 injuries**, all involving men.
- **Domestic violence incidents** resulted in **5 injured victims (4 men and 1 woman)**. In addition, **disputes with police** led to **injuries of 3 individuals (2 men and 1 woman)**.

Firearm-related threats

- **Threats involving firearms** were **most commonly** reported in the context of **public disputes**, with **31 victims**, including 27 men and 1 woman, when the sex was known. This was followed by **criminal context incidents**, which accounted for **27 threatened victims**, including **19 men and 5 women**, when the data on sex was available.
- **Domestic violence incidents** led to **22 threatened victims**, i.e **17 were women and 5 men**.

TYPES OF WEAPONS

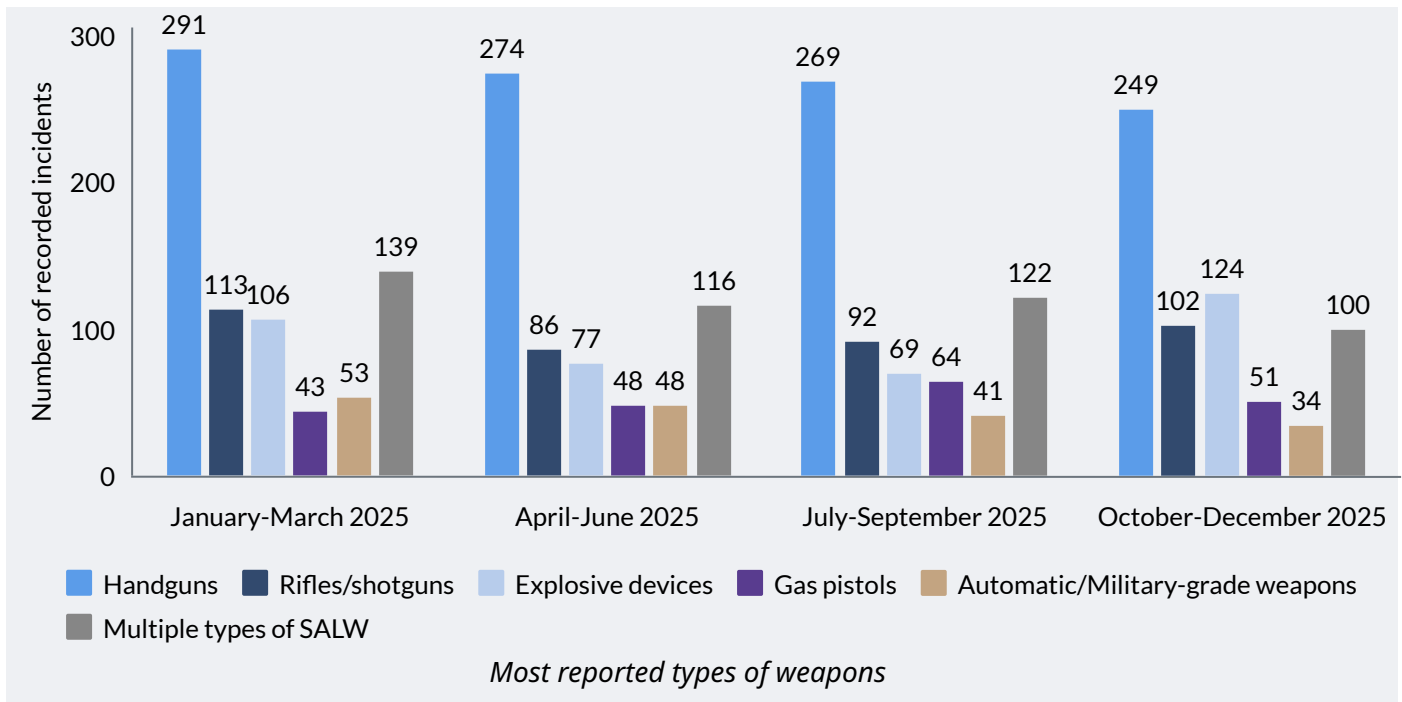


- In **618 (72%) incidents**, the firearms used were in **illegal possession**, while in **52 (6%) cases**, they were in **legal possession**. In 191 (22%) incidents, the status of possession was not reported.
- During this quarter, in 16% of all reported cases, the type of firearm was either unknown or not reported.

Handguns, reported in **249 cases** in the October-December 2025 period, remained the **most frequently** reported type of weapon, although their use continued to **decline, falling by 7%** compared to the previous quarter.

Handguns were reported as **seized in 49%** of all recorded cases (122 cases). They were also linked to cases in the **criminal context (38 cases)**, followed by **public disputes (29 cases)**, and **undetermined shootings (19 cases)**, among other contexts.

Explosive devices were the **second-most frequently** reported type of weapon in the fourth quarter of 2025, with **124 cases recorded**, almost double compared to the prior quarter. Nearly **80%** of these cases were linked to **seizures**, including **35 cases involving the accidental discovery of explosive devices by civilians**. In addition, **14 cases** involved **undetermined explosions**, marking a decline compared to the previous period.



The use of **rifles/shotguns (102 cases)** showed an overall **upward trend** in the second half of the year, with an **11% increase** in the final quarter of 2025 compared to the prior quarter. In **69% of recorded incidents**, this type of weapon was linked to **weapon seizures**.

Following a peak in the third quarter, the use of **gas pistols declined by 20%** in the fourth quarter, with **51 cases reported**. **Half of these incidents** involved **weapon seizures (26 cases)**. Gas pistols were also used in **11 undetermined shootings**, alongside other contexts.

Incidents involving **automatic/military-grade weapons** continued to **decline**, falling from 41 to **34 cases**, a **17% decrease**. These weapons were primarily linked to **weapon seizures (15 cases)** and incidents in the **criminal context (8 cases)**.

Incidents involving **multiple types of SALW declined by 18%**, totalling **100 cases**. The majority were linked to **weapon seizures (56%)**, while **24% occurred in the criminal context**.

MACRO AND MICROLOCATION

From October to December 2025

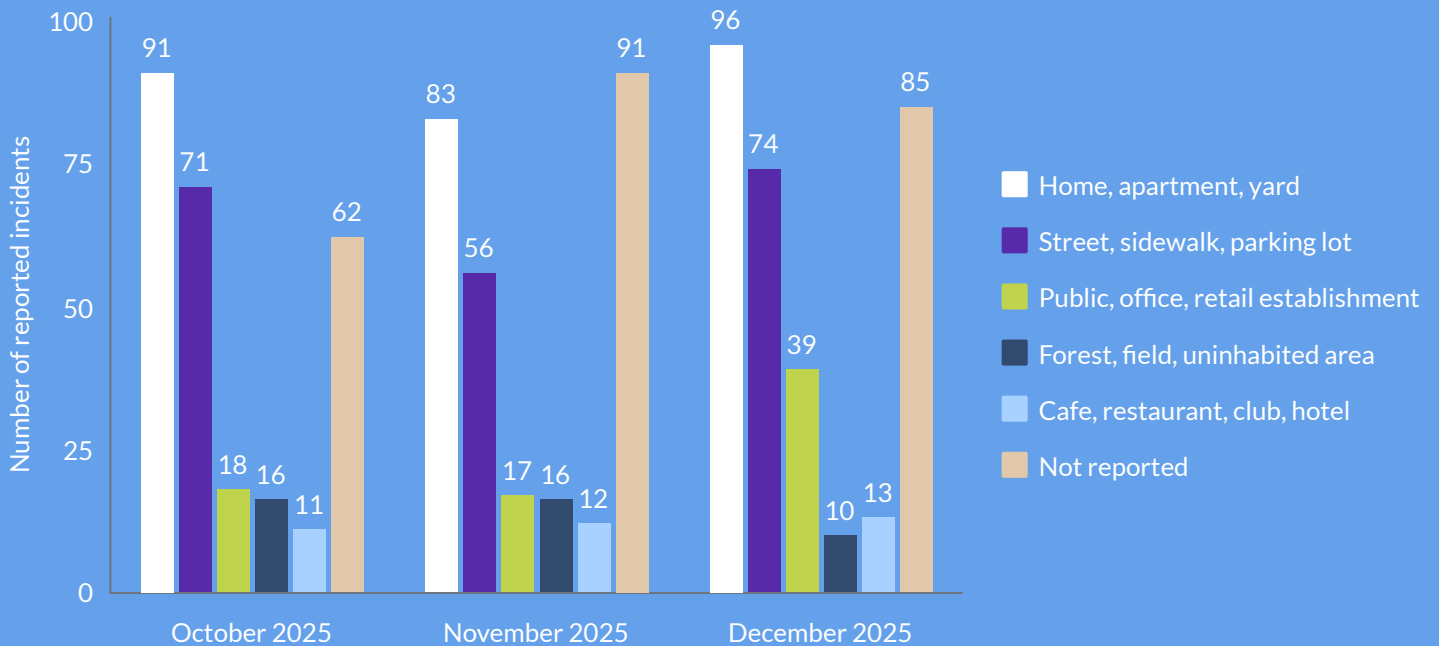


579 (67%) incidents
occurred in urban areas.



282 (33%) incidents
occurred in rural areas.

Microlocation



When reported, the majority of incidents occurred



at homes / yards

270 incidents

- Weapon seizures (154 cases)
- Criminal context (52 cases)
- Domestic violence (19 cases)
- Undetermined shootings (17 cases)



in streets

201 incidents

- Weapon seizures (100 cases)
- Criminal context (26 cases)
- Public disputes (24 cases)
- Undetermined shootings (24 cases)



public buildings

74 incidents

- Weapon seizures (38 cases)
- Criminal context (20 cases)



South Eastern and Eastern Europe Clearinghouse for the Control of
Small Arms and Light Weapons (SEESAC)

Bulevar Zorana Đinđića 64
11000 Belgrade, Serbia

Tel: +381 11 4155300

Fax: +381 11 4155499

e-mail: seesac@undp.org

www.seesac.org

The Armed Violence Monitor was prepared by Violeta Gaši, SEESAC Programme Associate, and
edited by Juliana Buzi, SEESAC Regional Cooperation Specialist.



**Funded by
the European Union**

This Armed Violence Monitor was produced with the financial assistance of the European
Union. The views expressed herein can in no way be taken to reflect the official opinion of the
European Union.

