



South East Europe Armed Violence Monitor

Quarterly Regional Report

October-December 2024

Background

The widespread proliferation and misuse of firearms continue to pose a grave threat around the globe. To echo the concern about the negative impact of firearms on security, human rights, as well as social and economic development, UNDP SEESAC initiated data collection in 2014 to track the firearm-related incidents in South East Europe (SEE) and established a Regional Armed Violence Monitoring Platform (AVMP).

The present regional report¹ builds on monthly Armed Violence Monitor Reports, and it has been prepared to provide a collection of data, show the trends, highlights, as well as threats regarding firearm incidents in SEE from **October-December 2024**.²

The AVMP covers Albania, Bosnia and Herzegovina, the Republic of Moldova, Montenegro, North Macedonia, Serbia and Kosovo*. The data is gathered daily from the relevant authorities' official websites, as well as print and online media. Data for Kosovo is also gathered from daily police reports.

Quarterly AVMP regional reports aim to serve as an information tool to research organizations and all interested parties engaged in the area of small arms and light weapons with the primary goal of providing a better understanding of the firearms' negative impact on civilians.

¹This publication, produced by UNDP with the European Union, is consistent with the United Nations rules, practices and procedures. References to Kosovo in this document shall be understood to be in the context of Security Council resolution 1244 (1999).

* For the European Union, this designation used is without prejudice to positions on status, and is in line with UN Security Council Resolution 1244/99 and the International Court of Justice Opinion on the Kosovo declaration of independence.

² Data was retrieved on 31 January 2025. Given that news articles may be published after the incidents occurred or that recorded incidents can be updated with new pieces of information, the given statistics may slightly differ in the future.

QUARTERLY SNAPSHOTS

October-December 2024

914

firearm incidents were reported, accounting for 26% of all incidents reported in 2024.

514

weapon seizures, accounting for 56 % of all incidents reported in the fourth quarter of 2024.

66

seizures of pyrotechnic devices, 30% more than in the same period in 2023.

34

people were **killed** with firearms, a 15 % decline from the previous quarter.

114

incidents in the criminal context were reported, a **36% increase** from the previous quarter.

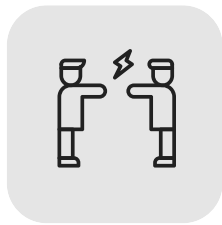
93

people were threatened with firearms, **almost the same** as in the previous quarter.

647

cases involved weapons in **illegal possession**, i.e., in 74% of all firearm incidents.

TYPE OF INCIDENTS



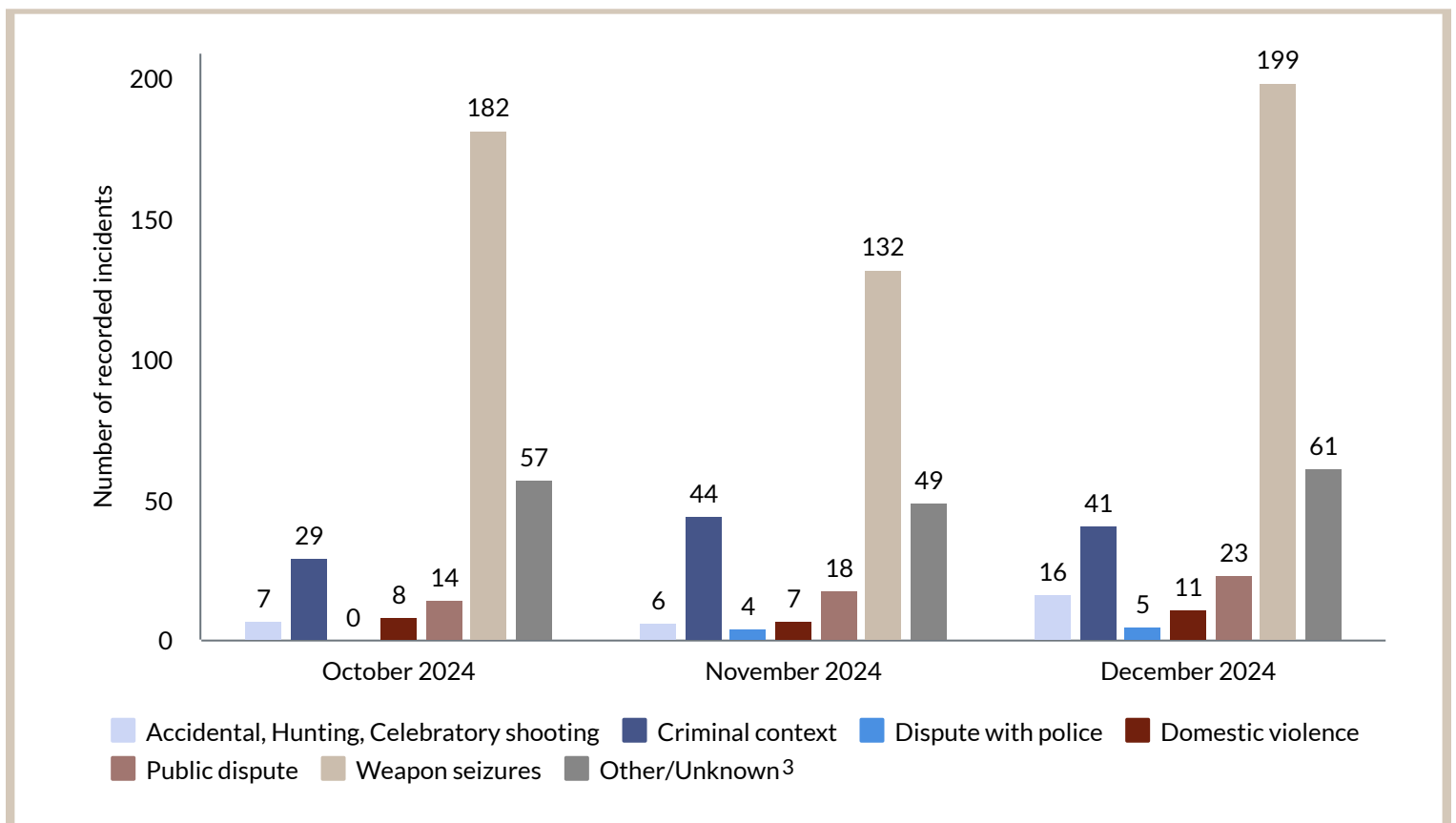
55 public disputes involved the use of firearms, a **25% decline** from the previous quarter.



13 celebratory shootings were documented, an **82% drop** from the previous quarter.



24 incidents in the domestic violence context, a **40% drop** from the previous quarter.



22 firearm thefts were reported, a minor increase from the last quarter.



10 people died by suicide, 38% less than in the previous quarter.



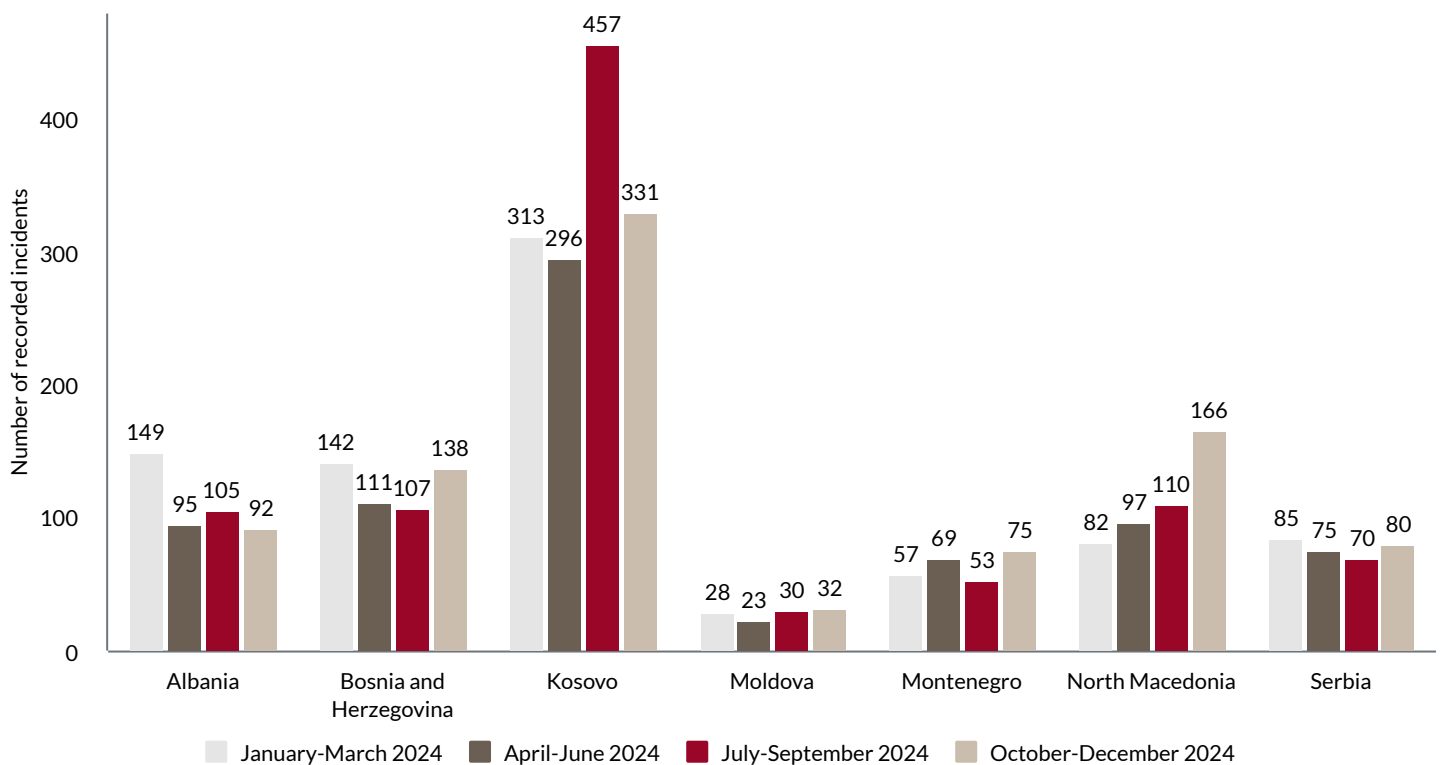
102 incidents involved multiple types of SALW, an **8% less** from the last quarter.

³ Other/Unknown category refers to suicides, shootings under undetermined circumstances, non-hunting related shooting of animals, explosions, weapons used for defence, and all other incidents that cannot be classified under any of the categories above.

NUMBER OF INCIDENTS

This quarter documented **914 firearm incidents**, representing a **4% decline** from the previous quarter's 954 incidents. The **highest number of incidents** was reported in **December**, totalling **356 cases**, representing a **12% rise** compared to the same month in 2023.

This quarter had the **second-highest number of firearm incidents** in 2024, behind the July–September 2024 period, which had 932 incidents. An **identical pattern** was observed in **2023**.



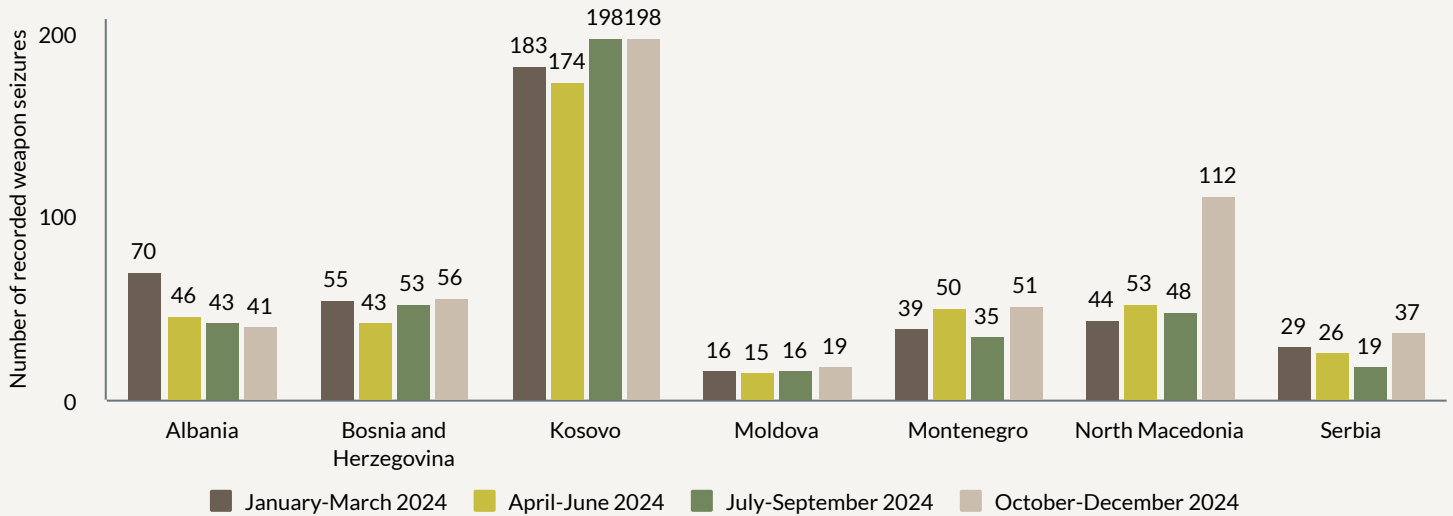
Kosovo (331) continued documenting the **highest number of incidents** despite fluctuations in 2024 and a **28% decline** from the previous quarter. **North Macedonia** saw a **steady rise** during 2024, peaking at **166 incidents** this quarter, double the number from the previous quarter.

The number of incidents in **Bosnia and Herzegovina** varied over 2024, reaching its second-highest number in the fourth quarter (**138 incidents**). **Montenegro** also experienced fluctuations in 2024, with incidents **peaking** in the **fourth quarter (75 incidents)**.

Albania saw a gradual decrease in incidents after the first quarter, reporting **92 incidents in this quarter**. **Serbia**, with 80 incidents, and **Moldova**, with 32, maintained relatively stable trends throughout 2024.

MOST REPORTED INCIDENTS - Weapon seizures

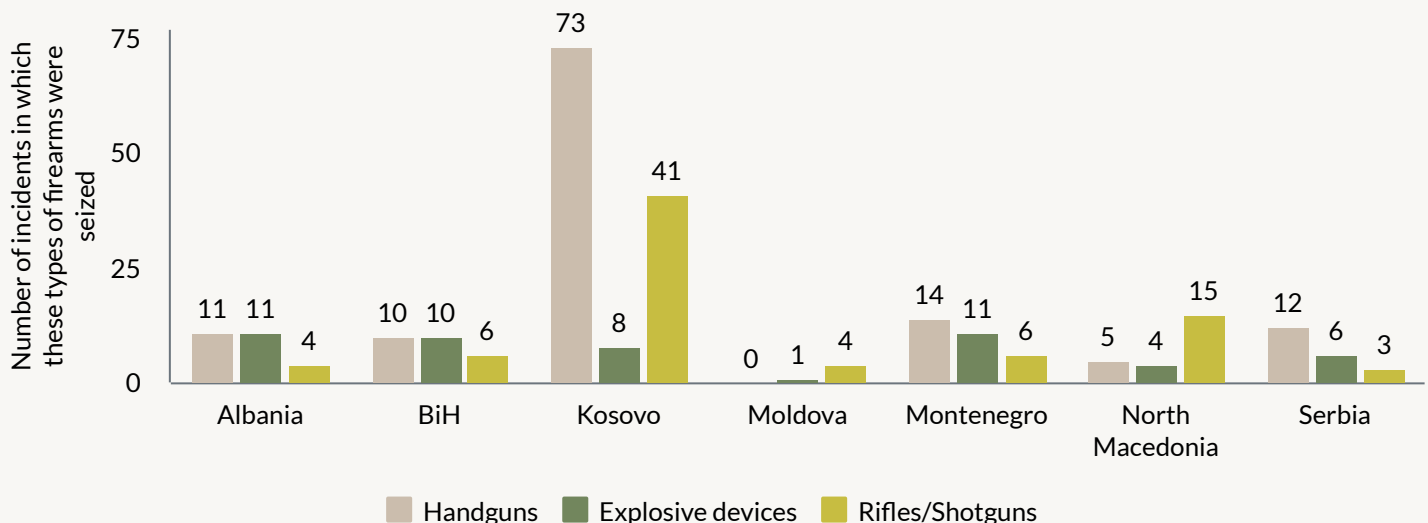
- **Weapon seizures** stayed the **prevalent type** of incident in this quarter, with **514 cases** accounting for **56% of all incidents** and showing a **5% increase** over the prior quarter's total of 412 cases. This also marks the **largest recorded number of weapon seizures** under the AVMP.
- The number of weapon seizures **increased steadily** from the first quarter to the fourth quarter, resulting in an annual total of **1,768 weapon seizures**.



Kosovo, with **198 cases**, accounted for **43% of total seizures**, maintaining steady numbers across the quarters. **North Macedonia (112 cases)** saw a **sharp rise** in the fourth quarter, more than double the numbers from previous quarters. **Montenegro** and **Bosnia and Herzegovina** also **saw increases** in the last quarter, with 51 and 56 seizures, respectively. Despite a general downward trend, weapon seizures sharply **increased in Serbia in the fourth quarter**, reaching **37 cases**. **Moldova (19 cases)** reported a **slight rise**, while **Albania** experienced a gradual decline, with **41 seizures**, the lowest among all quarters.

- **Handguns** remained the **most frequently seized** type of weapon, with **125 cases** recorded, despite a **13% decrease** from the third quarter of 2024. This **decline** was seen in **five jurisdictions**, except in North Macedonia, where handgun seizures remained **unchanged**, and in **Serbia**, where weapon seizures **more than doubled**. **Kosovo** accounted for the **highest number of cases** (73 or 58%), followed by Montenegro (14) and Serbia (12), while other jurisdictions reported fewer cases.
- Seizures of **explosive devices** rose from 45 cases in the third quarter to **112 cases** in this quarter. **North Macedonia** stands out with **63 cases (57%)**. Montenegro (11), Albania (11), and Bosnia and Herzegovina (10) followed, while other jurisdictions recorded fewer than 10 cases. This sharp **increase in explosive device seizures was mainly driven by** the high number of seizures of pyrotechnic devices in December (66 cases), particularly in North Macedonia (43 cases).

Seizures of **rifles/shotguns** doubled from the previous quarter, making them the **third most frequently seized** type of weapon. As in the last quarter, Kosovo accounted for the majority of cases (41), followed by North Macedonia with 15 cases.

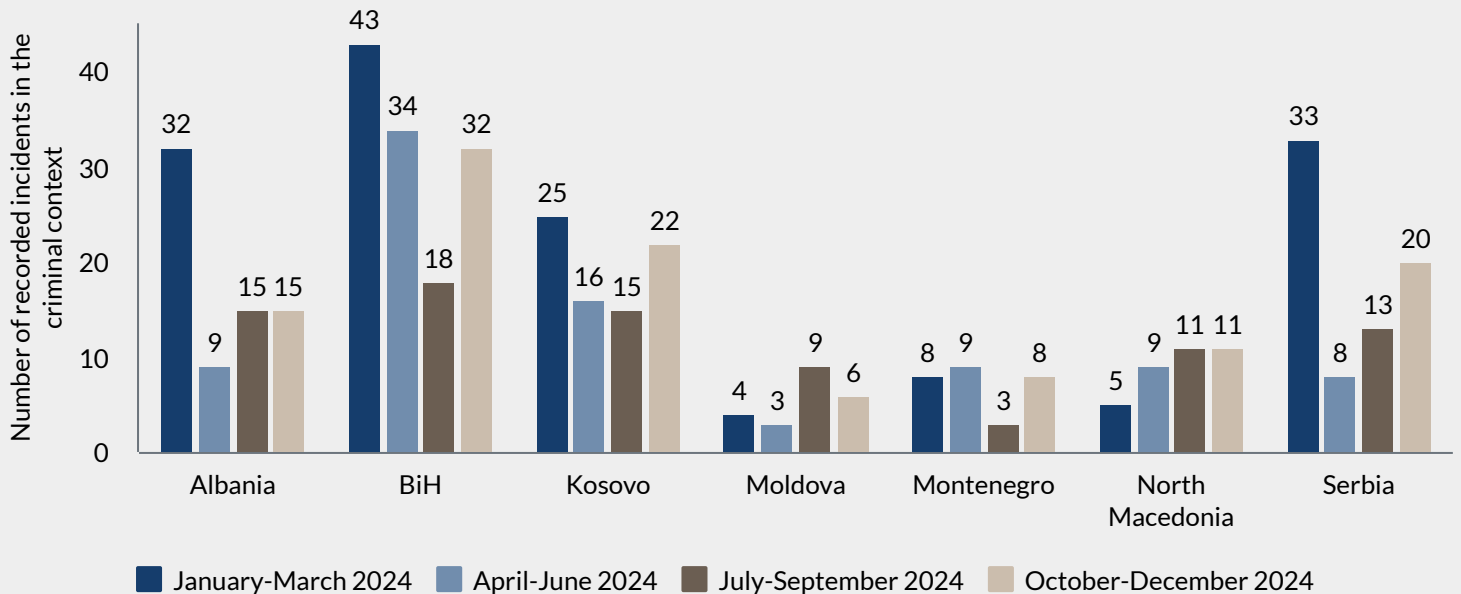


Three most seized types of weapons in October-December 2024

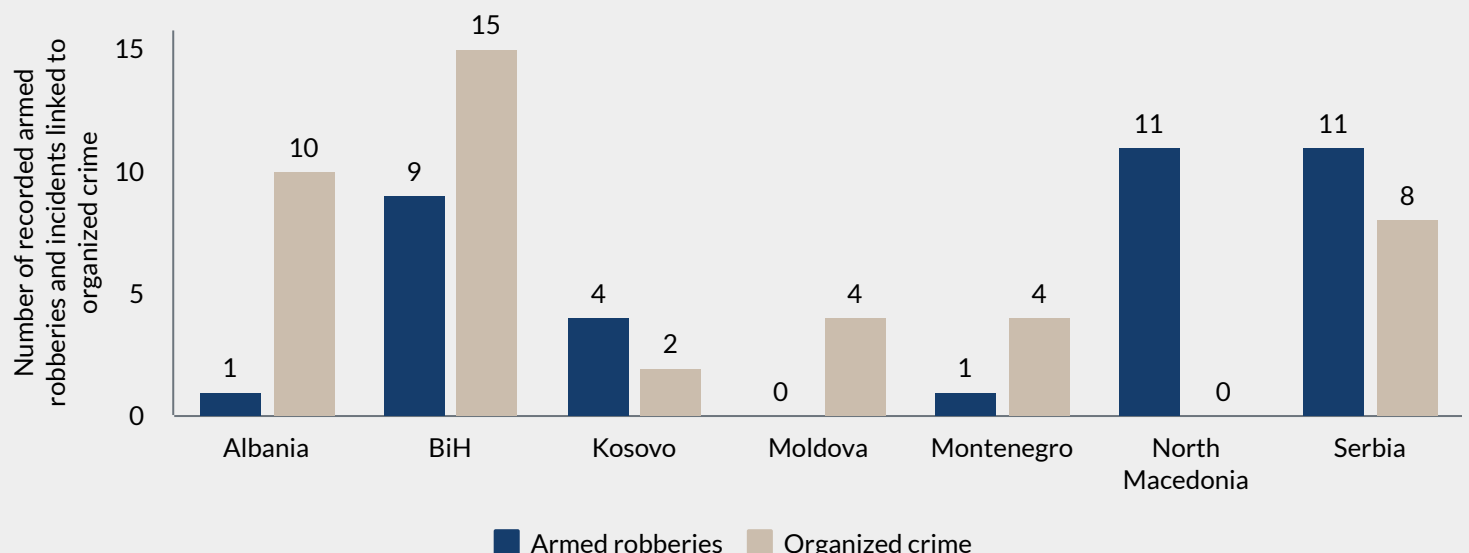
MOST REPORTED INCIDENTS (CONT.)

- Criminal context

- The fourth quarter of 2024 recorded the **second-highest number** of firearm incidents in the **criminal context**, totalling **114**. This marks a **36% increase** compared to the previous quarter, mainly caused by a **rise in armed robberies** and **incidents associated with organized crime** in relation to the previous quarter.
- Bosnia and Herzegovina** reported the **highest number** of these incidents across all quarters of 2024, including in the fourth one (32 cases), despite a decline from the third quarter. **Kosovo** and **Serbia** saw an **increase** this quarter, with 22 and 20 incidents, respectively, changing the downward trend from the previous quarters. Despite fluctuations in the first three quarters, **Albania** and **North Macedonia** reported **stable numbers** in the fourth quarter, with 15 and 11 incidents, respectively. **Montenegro** (8 cases) and **Moldova** (6 cases) reported **slight increases** from the third quarter.



- A total of **37 armed robberies** were reported in the fourth quarter of 2024, a **23% rise** from the 31 cases in the previous quarter. **No armed robberies** were reported in **Moldova** during this period. **Serbia** and **North Macedonia**, each with **11 cases**, reported the **highest number** of armed robberies, both marking a 22% increase from the third quarter of 2024. Armed robberies in **Albania** (**1 case**) and **Bosnia and Herzegovina** (**9 cases**) remained **unchanged** from the previous quarter.
- Firearm incidents linked to organized crime** totalled **43 cases**, a 13% rise from the previous quarter. In **Moldova**, these incidents **halved**, falling from 8 to 4 cases, while **Serbia** experienced a **doubling of cases**, rising from 4 to 8. Modest **increases** were also seen in **Albania**, **Bosnia and Herzegovina** and **Montenegro**.



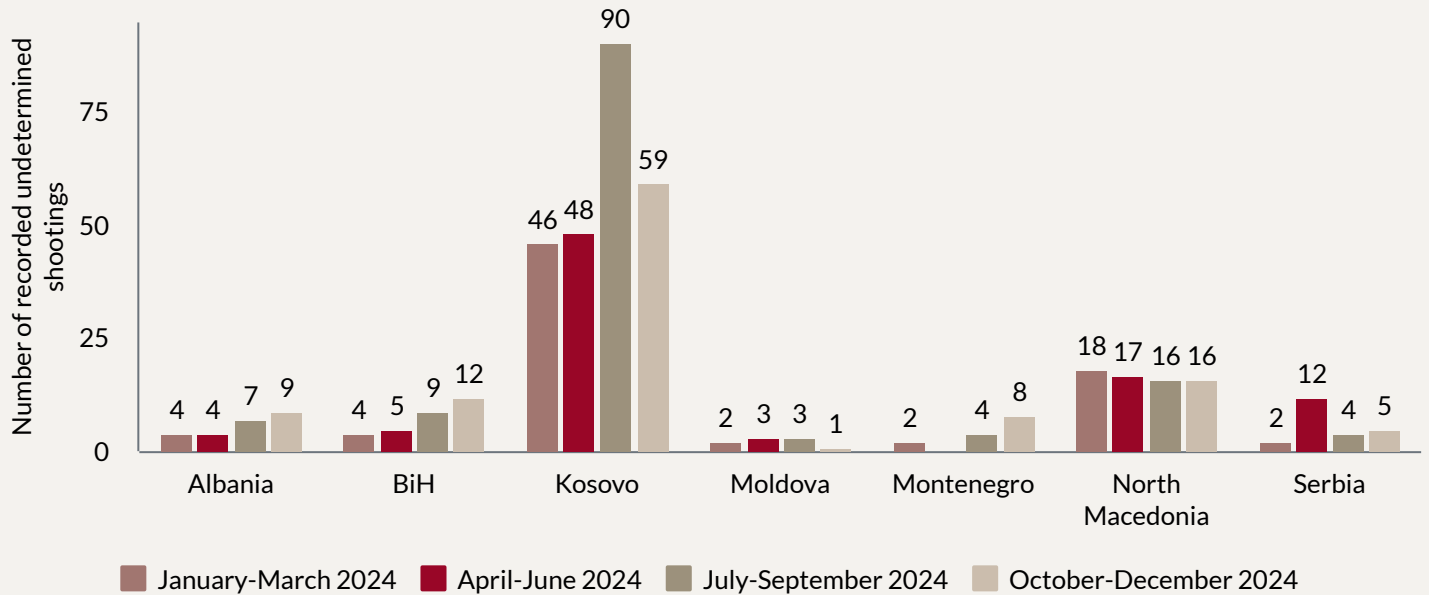
Two most reported types of incidents under the criminal context category in the October-December 2024.

- 72 victims** of incidents in the criminal context were reported, among whom **6** were **killed** and **6** **injured**, while **39** were **threatened**.

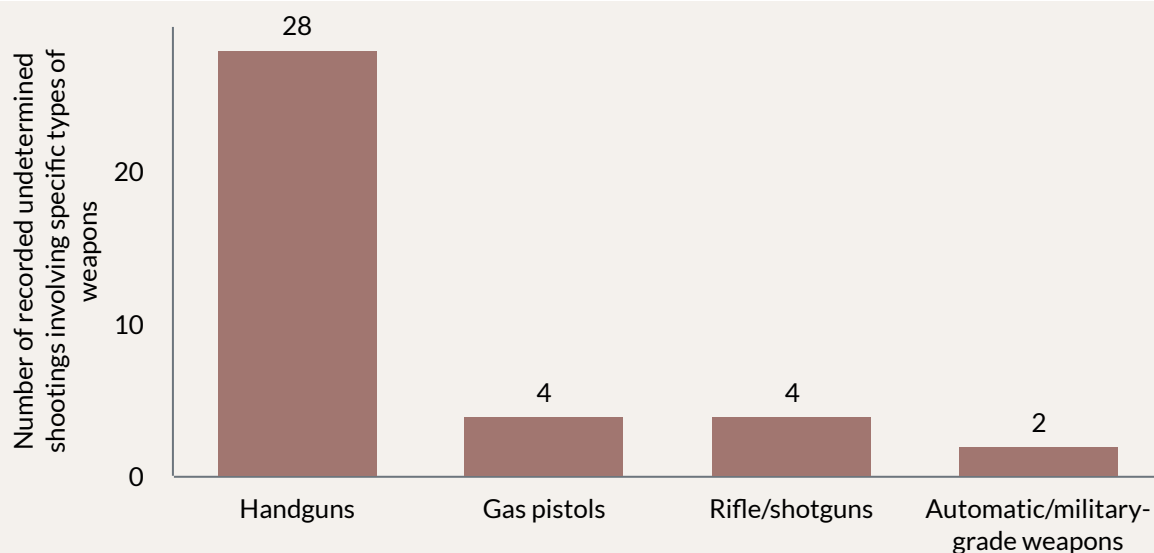
MOST REPORTED INCIDENTS (CONT.)

- Undetermined shootings

- **Undetermined shootings⁴** were the **third most reported type of incident**, with **110 cases** in the fourth quarter, a **17% decrease** from the previous quarter (**133 cases**).
- **Kosovo** accounted for **53% of all undetermined shootings**, reporting **59 cases**, despite a **34% decline** compared to the previous quarter. **North Macedonia** and **Bosnia and Herzegovina** followed, with **16** and **12 cases**, respectively, while other jurisdictions reported fewer than **10 cases each**.
Compared to the third quarter, **Montenegro** saw a **doubling of undetermined shootings**, while **Albania** and **Serbia** experienced **modest increases**.



- Undetermined shootings resulted in **61 victims**, marking a **33% increase** from the 46 victims reported in the previous quarter. Among the victims, **12 people were killed**, and **34 were injured**.
- Of the **109 perpetrators**, **83 were men**, in incidents where sex was specified. In 53 cases, perpetrators were caught, while in 43, they remained unknown. **77% of these incidents** occurred in **urban areas**. A total of **37%** of the **cases** took place on the **streets**, when the microlocation was indicated. The same pattern was seen across the quarters.




Five most reported types of weapons in undetermined shootings in October-December 2024 period

- The type of weapon used in undetermined shootings was indicated in 47 cases, with **handguns** being reported in **more than half** of them (**28 cases**). The use of **gas pistols decreased significantly** from 21 in the previous quarter to 4 cases, largely due to a seasonal trend of higher usage during the summer months. **Automatic/military-grade weapons** were used **less frequently** in these incidents.

⁴ Undetermined shooting refers to any firearm discharge under unknown circumstances and motives, regardless of whether or not such incident caused a fatality, injury, or damage.


PERPETRATORS

From October to December 2024, there were **1,125 perpetrators⁵** of firearm incidents, of whom



20

were women



835

were men

N/A

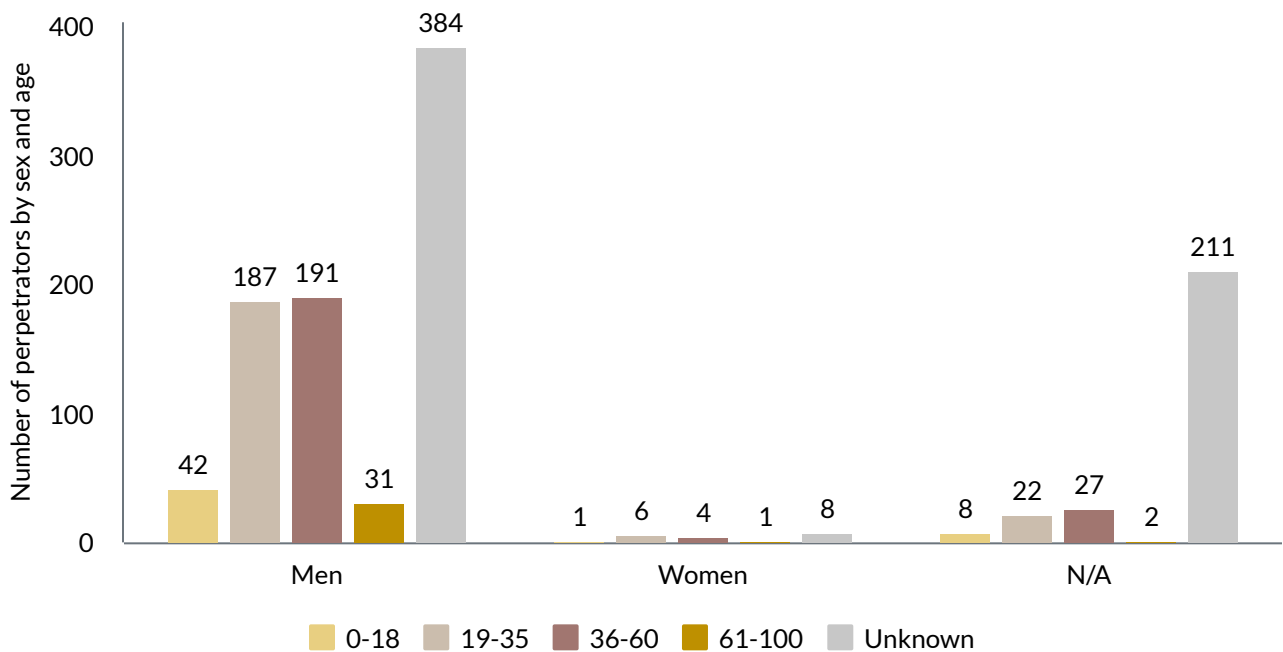
for **270**

sex was not reported

Men **were identified as perpetrators**, mostly in incidents related to **weapon seizures (58%), criminal context (13%), undetermined shootings (10%)** and **public disputes (7%)**.

Women **were identified as perpetrators**, mostly in incidents related to **weapon seizures (65%)**.

- In incidents where the age of **men and women perpetrators** was reported, the majority fell under the **age group of 36-60**, closely followed by the 19-35 age group.




- For **603 (54%) perpetrators**, age was not reported. For 211 perpetrators, neither sex nor age was reported.

⁵ Perpetrator refers to any individual who has used a firearm/ammunition/explosive to commit any of the types of incidents covered by the AVMP.


VICTIMS

From October to December 2024, there were **314 victims⁶** of firearm incidents, of whom



52

were women



222

were men

N/A

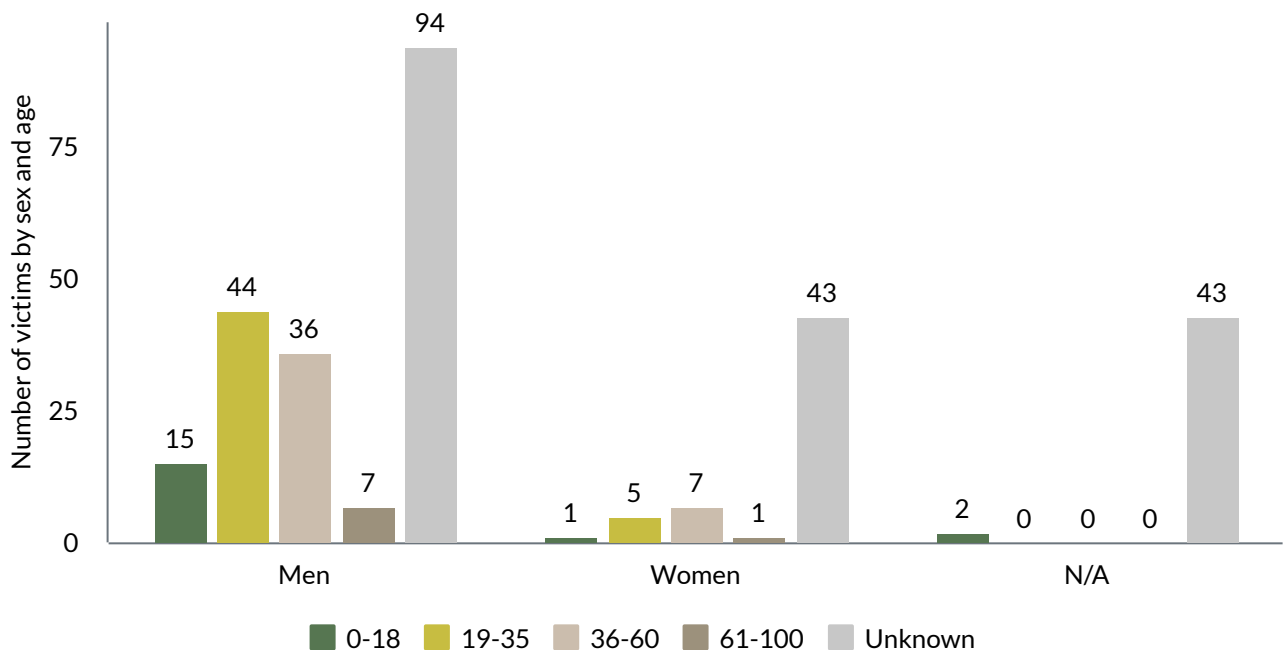
for **40**

sex was not reported

Women victims were mostly reported in incidents related to **domestic violence (37%)** and **criminal context (23%)**.

Men victims were primarily reported in incidents related to **public disputes (31%)**, **undetermined shootings (27%)**, and **criminal context (19%)**.

- In incidents where the age of **men** and **women victims** was reported, the majority fell under the **age group of 19-35**, closely followed by the 36-60 age group.



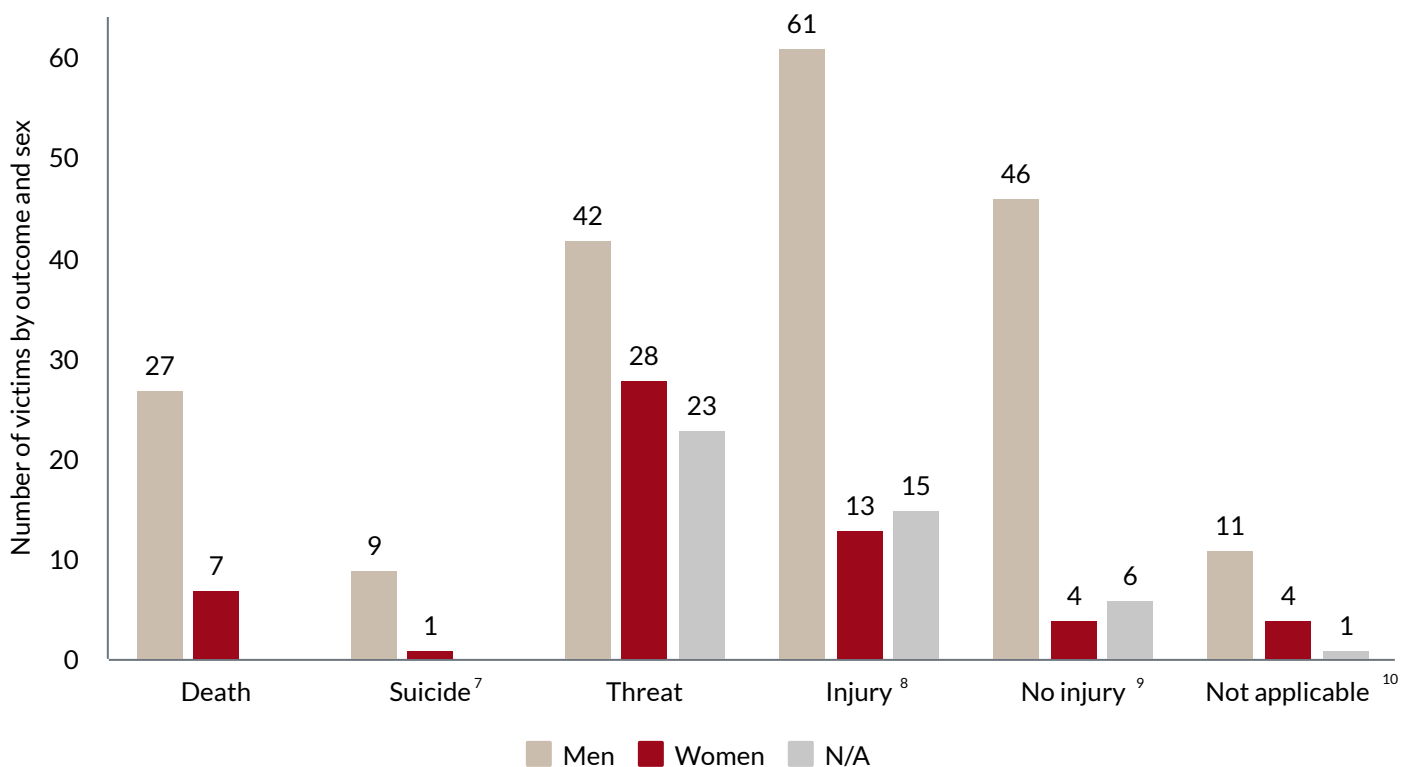
- For **180 (60%) victims**, age was not reported. For 43 victims, neither sex nor age were reported.

⁶ Victim refers to any individual who has been threatened, injured or died as a result of the use of a firearm/ammunition/explosives. Victims also include those who were present when a firearm was discharged but did not sustain a gunshot injury and those who were present during an incident in which a firearm was present but was not used.

OUTCOME FOR VICTIMS

34 people were killed with firearms, **15% less** than in the previous quarter. Victims were mainly killed in **undetermined shootings (12)**, **public disputes (7)**, **domestic violence (6)** and **criminal context (6)**.

10 firearm suicides were reported, a **37% drop** from the previous quarter, **two** of which were in a murder-suicide case.



89 people were injured, a **17% decline** from the previous quarter. **34 victims** were injured in **undetermined shootings**, **27 in accidental shootings**, and **14 in public disputes**.

93 people were threatened with firearms, **11% less** than in the previous quarter. **39 victims** were threatened in the **criminal context**, **27 in public disputes**, and **14 in the domestic violence context**.

⁷ Suicide refers to all incidents in which the victim killed him/herself with a firearm.

⁸ Injury refers to all incidents in which an individual sustained an injury due to weapon use.

⁹ No injury refers to all incidents in which a weapon was discharged, but the victim did not sustain a gunshot injury.

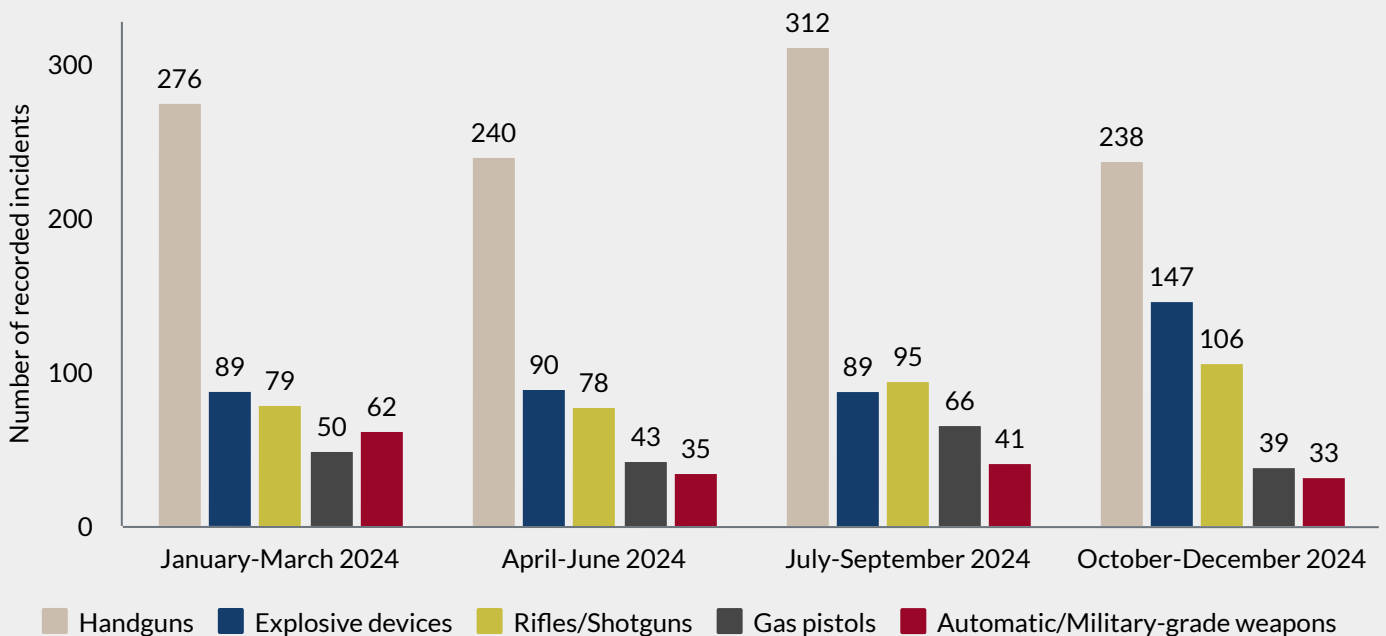
¹⁰ Not applicable refers to all incidents in which a weapon is present but not used or discharged (for example, theft of a weapon).

TYPE OF WEAPONS



In **647 (71%) incidents**, the firearms used were in **illegal possession**, while in **45 (5%) cases**, they were in **legal possession**. In 222 (24%) incidents, the status of possession was not reported. During this quarter, in 19% of all reported cases, the type of firearm was either unknown or not reported.

- **Handguns** were the **most frequently reported weapon** type across all quarters, with their usage peaking in the third quarter. However, their use **declined by 24% in the fourth quarter** (238 cases). During this quarter, handguns were reported as **seized in 125 cases**. Additionally, they were used in **criminal contexts (41 cases)**, **undetermined shootings (28 cases)**, and **22 incidents** arising from **public disputes**.
- **Explosive devices** were the **second most reported** type of weapon, with 147 cases recorded, a **65% increase** compared to the previous quarter. Their use remained relatively stable during the first three quarters of the year but sharply rose in the fourth quarter, largely due to the **seizure of pyrotechnic devices**. Additionally, civilians reported **30 cases of accidental discoveries** of explosive devices, while **18 incidents** involved their use in **undetermined explosions**.




The graph represents the number of incidents in which the five most reported types of weapons were used.

- **The use of rifles/shotguns** increased steadily over the year, peaking in the fourth quarter (**106 cases**), marking a 19% increase from the previous quarter. In **75% of the cases**, this type of weapon was **seized**.
- **Gas pistols** were documented in **39 incidents**, a **41% decline** compared to 66 cases from the previous quarter. In 72% of these incidents, they were reported as **seized**. Their use was highest in the third quarter, largely due to celebratory shootings.
- The number of cases involving **automatic/military-grade declined consistently** over the year, from 62 cases in the first to **33 cases** in the fourth quarter. This type of weapon was **mainly reported as seized (58% of cases)**.

MACRO AND MICROLOCATION

From October to December 2024

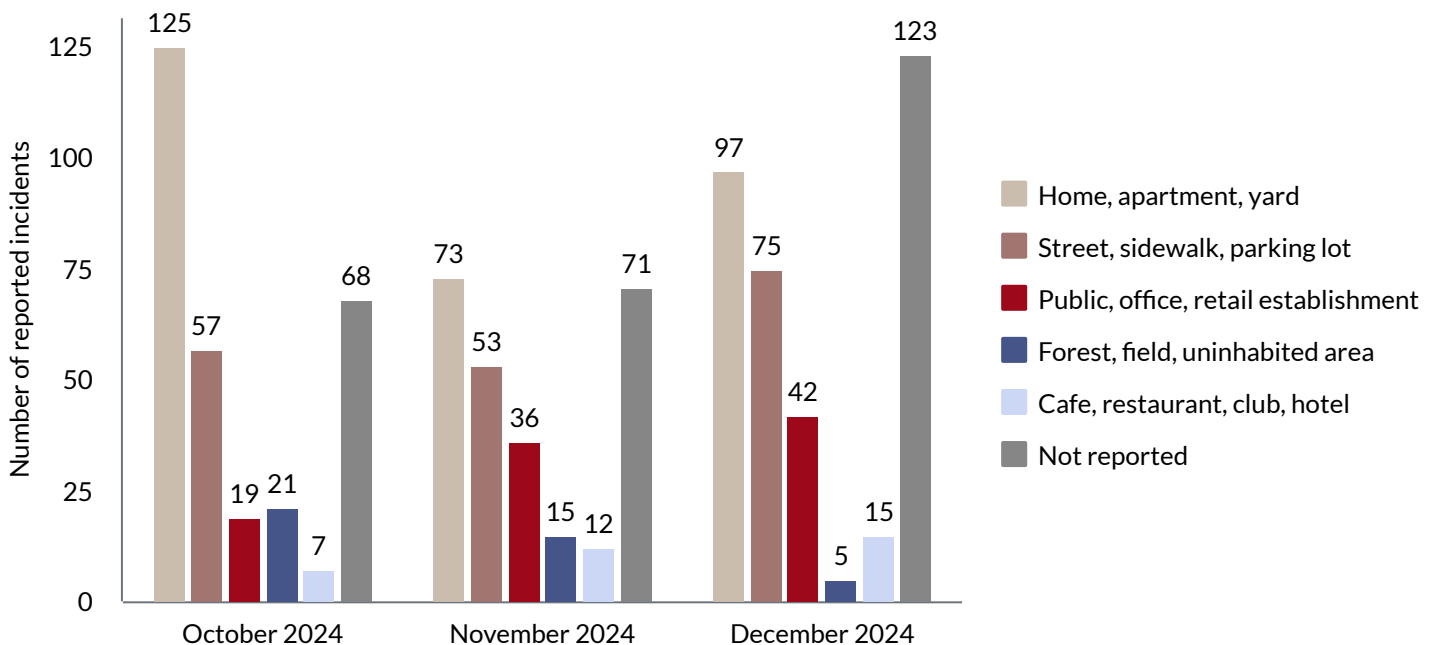


688 (75%) incidents
occurred in urban areas.



226 (25%) incidents
occurred in rural areas.

Microlocation




When reported, the majority of incidents occurred



at homes / yards
295 incidents



in streets
185 incidents



in public buildings
97 incidents



South Eastern and Eastern Europe Clearinghouse for the Control of
Small Arms and Light Weapons (SEESAC)

Bulevar Zorana Đinđića 64
11000 Belgrade, Serbia

Tel: +381 11 4155300
Fax: +381 11 4155499

e-mail: seesac@undp.org

www.seesac.org

The Armed Violence Monitor was prepared by Violeta Gaši, SEESAC Programme Associate, and
edited by Juliana Buzi, SEESAC Regional Cooperation Specialist.



**Funded by
the European Union**

This Armed Violence Monitor was produced with the financial assistance of the European
Union. The views expressed herein can in no way be taken to reflect the official opinion of the
European Union.

