



# **South East Europe Armed Violence Monitor**

## ***Quarterly Regional Report***

*July-September 2024*

## Background

The widespread proliferation and misuse of firearms continue to pose a grave threat around the globe. To echo the concern about the negative impact of firearms on security, human rights, as well as social and economic development, UNDP SEESAC initiated data collection in 2014 to track the firearm-related incidents in South East Europe (SEE) and established a Regional Armed Violence Monitoring Platform (AVMP).

The AVMP covers Albania, Bosnia and Herzegovina, the Republic of Moldova, Montenegro, North Macedonia, Serbia and Kosovo.<sup>1</sup> The data is gathered daily from the relevant authorities' official websites, as well as print and online media. Data for Kosovo is also gathered from daily police reports.

The present regional report builds on monthly Armed Violence Monitor Reports, and it has been prepared to provide a collection of data, show the trends, highlights, as well as threats regarding firearm incidents in SEE from **July-September 2024**.<sup>2</sup>

Quarterly AVMP regional reports aim to serve as an information tool to research organizations and all interested parties engaged in the area of small arms and light weapons with the primary goal of providing a better understanding of the firearms' negative impact on civilians.

---

<sup>1</sup> For the United Nations Development Programme, references to Kosovo shall be understood to be in the context of Security Council resolution 1244 (1999).  
For the European Union, this designation is without prejudice to positions on status, and is in line with UNSCR 1244/1999 and the ICJ Opinion on the Kosovo declaration of independence.

<sup>2</sup> Data was retrieved on 18 September 2024. Given that news articles may be published after the incidents occurred or that recorded incidents can be updated with new pieces of information, the given statistics may slightly differ in the future.

# QUARTERLY SNAPSHOTS

July-September 2024

# 922

firearm incidents were reported

## 410

weapon seizures, accounting for 44 % of all incidents reported in the third quarter of 2024.

## 99

celebratory shootings, a 16% rise from the same quarter in 2023.

## 40

people were **killed** with firearms, a 21% increase from the previous quarter.

## 129

**undetermined shootings** were reported, a 45% more than in the previous quarter.

## 104

were **injured**, a **55% increase** from the previous quarter.

## 111

cases involved multiple types of SALW, 22% increase since the last quarter.

# TYPE OF INCIDENTS



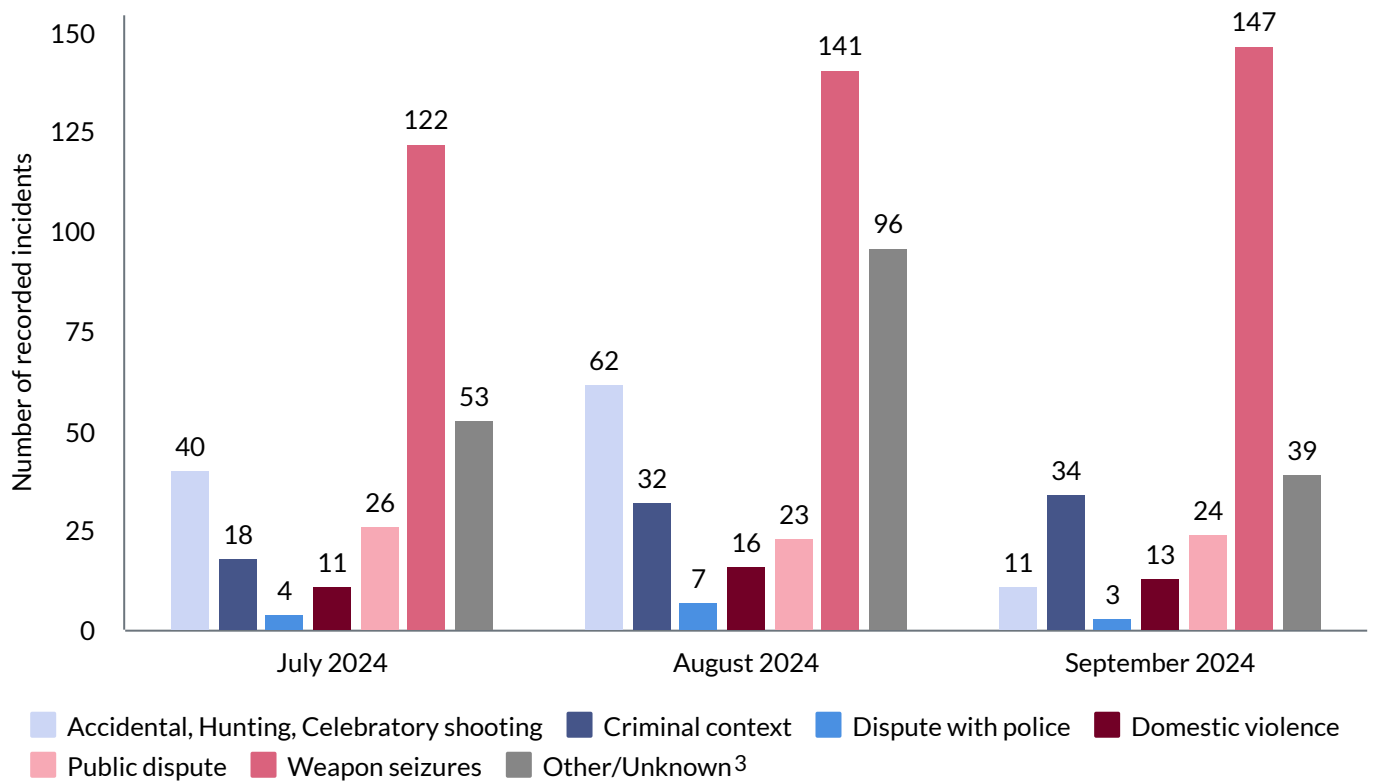
**40 incidents in the domestic violence context, a 14 % increase** from the previous quarter.



**16 people died by suicide, the same as in the previous quarter.**




**73 public disputes involved the use of firearms, 7% more** than in the previous quarter.



**633 cases** involved the use of weapons in illegal possession, **31% more** than in the last quarter.



**28 undetermined explosions** were reported, **a 75% rise** from the previous quarter.



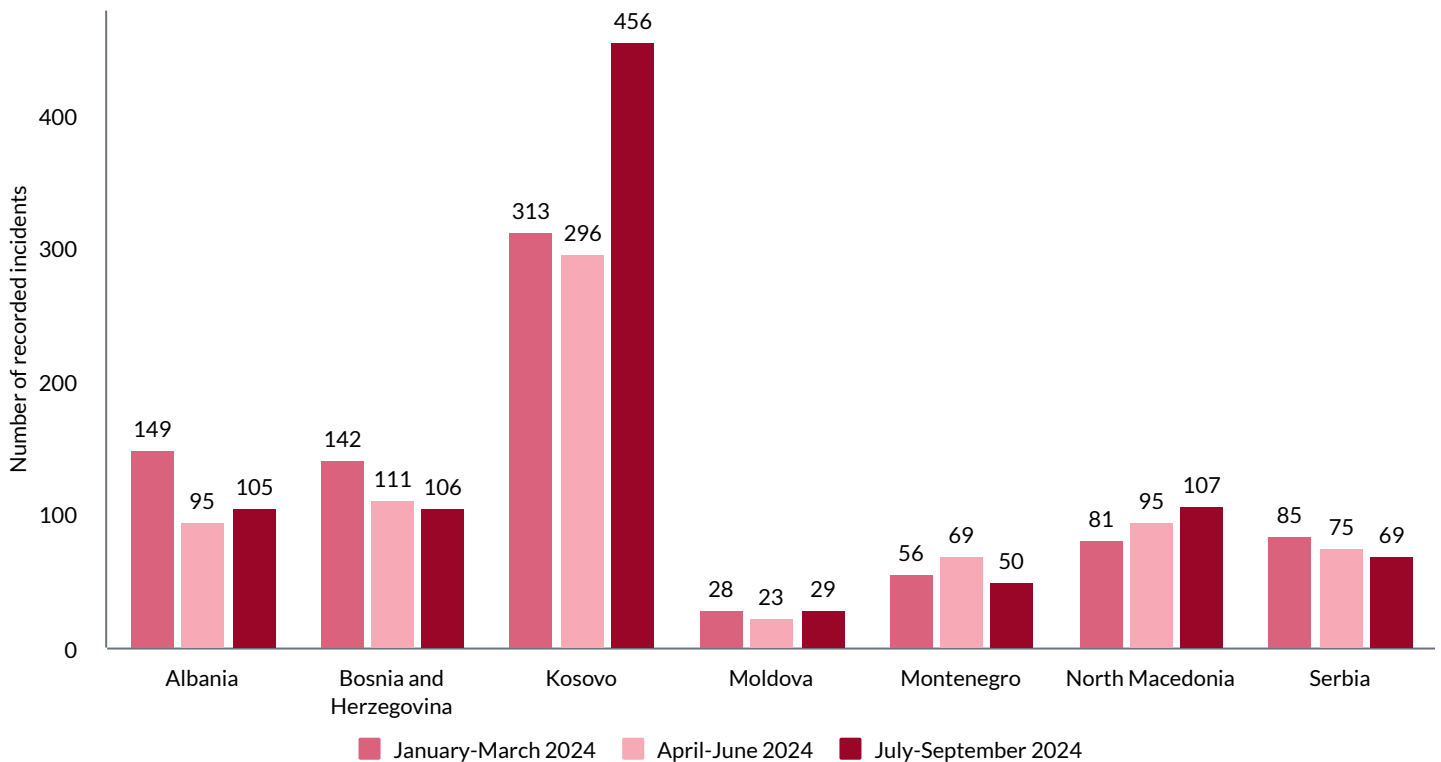
**47 people did not sustain a gunshot injury** when a firearm was discharged in their presence, **16% less** than in the last quarter.

<sup>3</sup> Other/Unknown category refers to suicides, shootings under undetermined circumstances, non-hunting related shooting of animals, explosions, weapons used for defence, and all other incidents that cannot be classified under any of the categories above.

# NUMBER OF INCIDENTS

This quarter saw **922 reported firearm incidents**, representing a **21% increase** from the previous quarter's 764 incidents. This also marks an **8% rise** compared to the 854 incidents reported in the first quarter of 2024.

Nearly all types of **firearm incidents** showed an **increase** compared to the second quarter of 2024, with **celebratory shootings** experiencing the **most significant rise**. Conversely, incidents in the **criminal context** saw a **decline**.



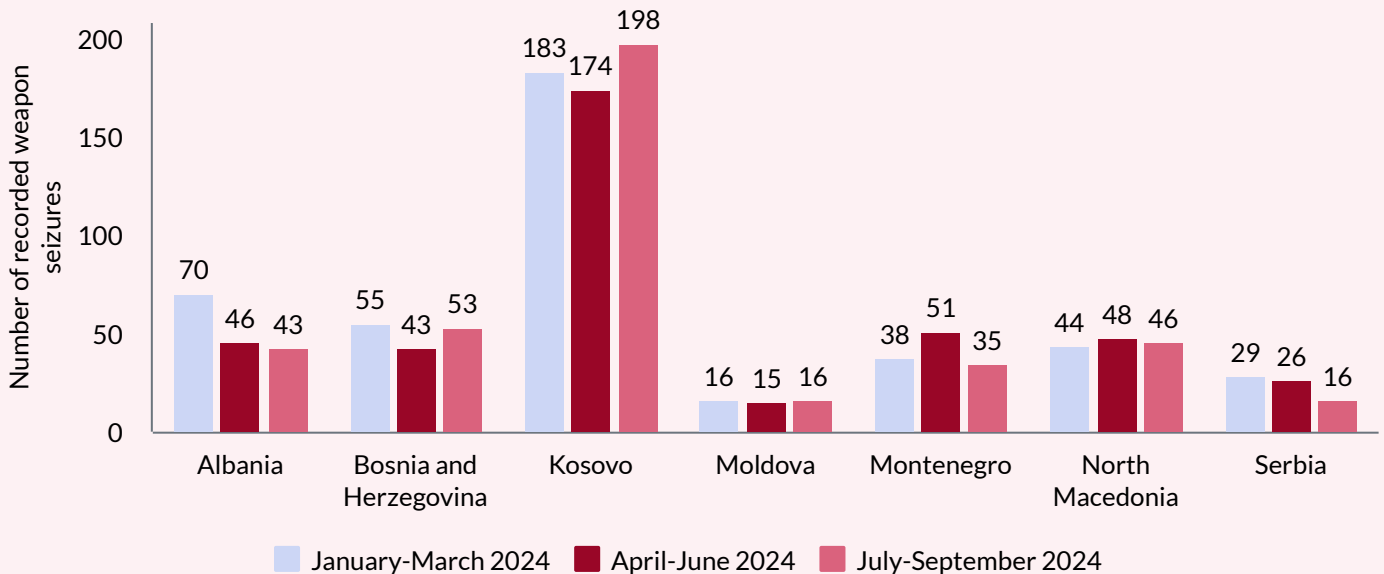
This period saw a **5% decrease** in firearm incidents compared to **the same timeframe last year**, with 975 incidents recorded. However, similar to the same quarter of the previous year, **July to September 2024** witnessed a **high number of celebratory and undetermined shootings**, with even more cases documented in this reporting period.

The number of **firearm incidents** remained nearly consistent in **July (274)** and **September (270)**. However, **August** experienced a sharp **increase**, with **377 incidents—the highest number of firearm incidents reported in 2024**.

The **increase** in firearm incidents was **most pronounced in Kosovo (56%)**, followed by **Moldova (26%)**, **North Macedonia (13%)**, and **Albania (11%)**. In contrast, **Montenegro (14%)**, **Bosnia and Herzegovina**, and **Serbia (8%)** reported **decreases**, with Serbia and Bosnia and Herzegovina showing a consistent downward trend since the start of 2024.

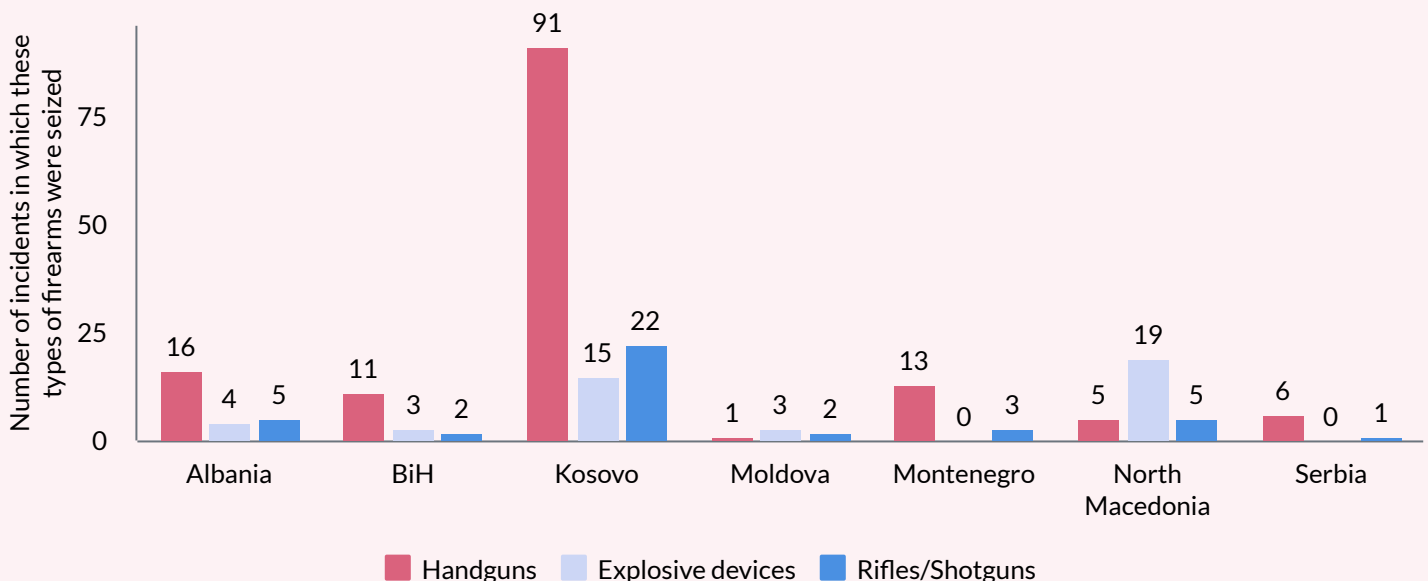
# MOST REPORTED INCIDENTS - Weapon seizures

- **Weapon seizures** remained the **most frequent type of incident** this quarter, with **410 cases, representing 44% of all incidents**—slightly above the previous quarter's total of 405 cases.
- Seizures **increased steadily** over the quarter, rising from 122 in July to 141 in August and **peaking at 147 in September**.



- While **Bosnia and Herzegovina (23%), Kosovo (14%), and Moldova (7%)** saw **increases** in weapon seizures, **all other jurisdictions reported declines** compared to the previous quarter. The most significant **drops** were seen in **Montenegro (39%)** and **Serbia (38%)**. Kosovo kept reporting the highest number of weapon seizures (198), accounting for nearly half of all seizures.

- **Handguns** remained the **predominant type of seized weapon**, with **143 cases**—a **14% increase** from the second quarter of 2024. This rise was observed in four jurisdictions, with **Kosovo** documenting the most significant **increase of 32%** and leading to the highest number of handgun seizures with 91 cases. In contrast, **Serbia, Albania, and North Macedonia** reported **declines** in handgun seizures.
- Regardless of a **31% decrease** from the previous quarter, **explosive devices** remained the **second most frequently seized weapon**. North Macedonia and Kosovo accounted for the highest number of such seizures, despite reporting drops of 36% and 11%, respectively.
- **Rifle/shotgun** seizures saw a **26% decline** from the previous quarter, ranking **third among seized weapons**. As in the prior quarter, Kosovo reported the majority of these cases (22).

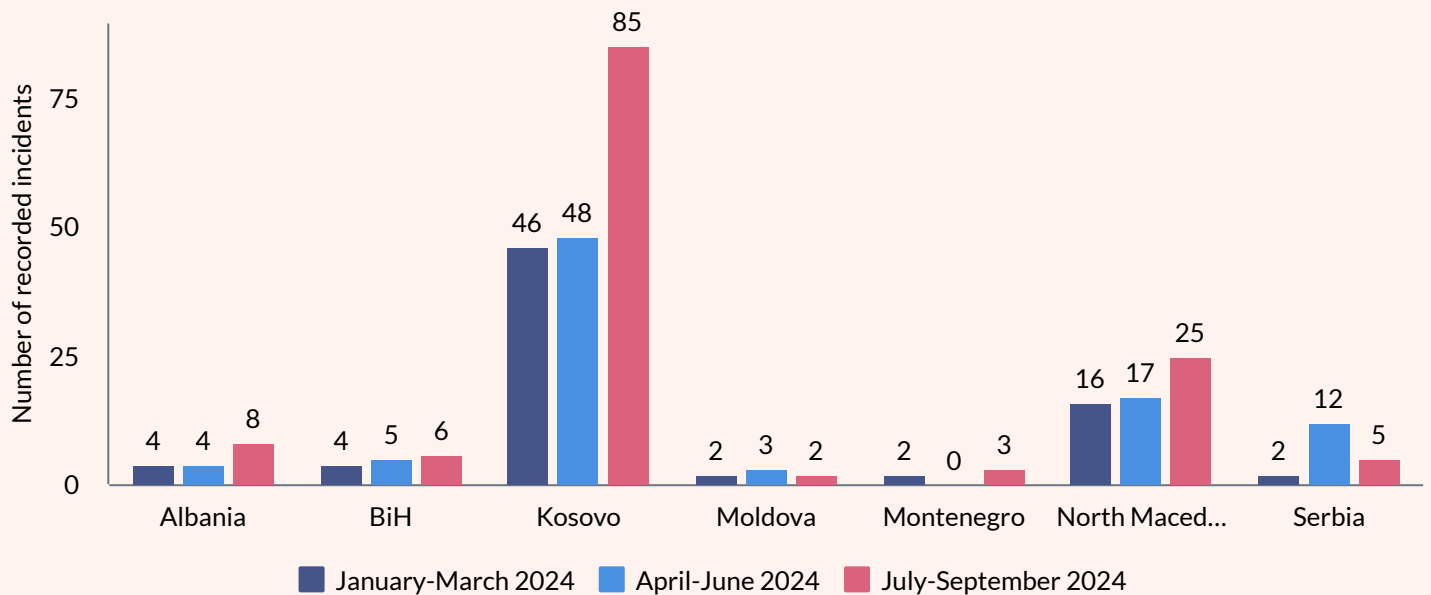


Three most seized types of weapons in July-September 2024

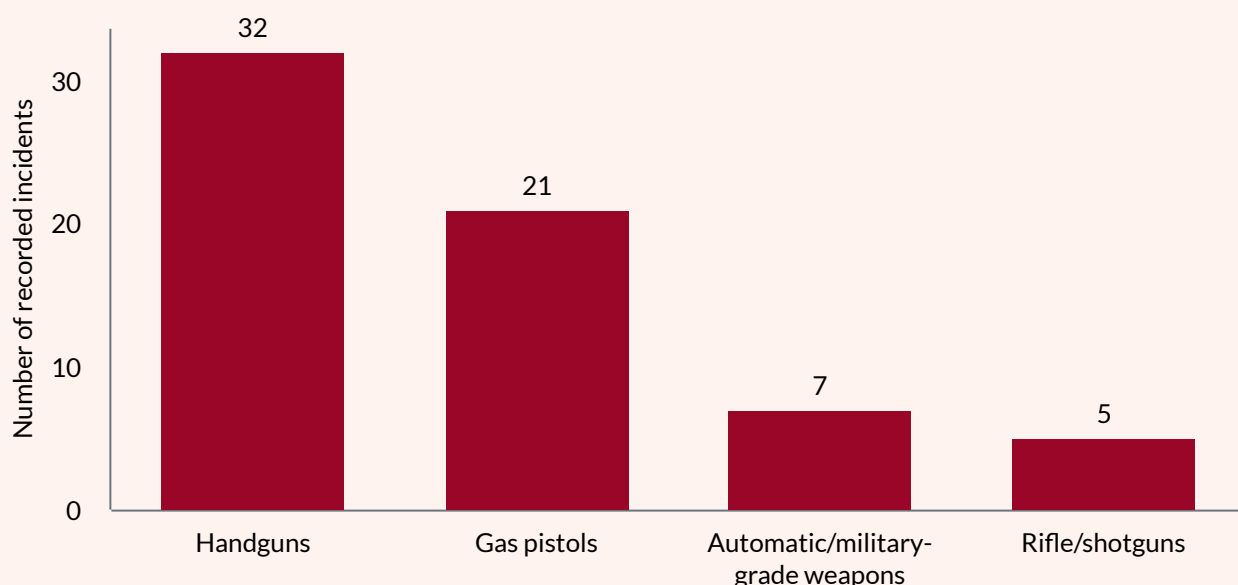
# MOST REPORTED INCIDENTS (CONT.)

## - Undetermined shootings

- **Undetermined shootings<sup>4</sup>** were the **second most reported type of incident**, with **129 cases, a 45% increase** from the previous quarter with 76 cases, continuing the upward trend since the beginning of 2024.
- **Kosovo** accounted for **66% of all undetermined shootings, with 85 cases**. North Macedonia followed with 20, while other jurisdictions reported fewer than 10 cases each.
- Compared to the previous quarter, **Bosnia and Herzegovina** saw a **doubling** of these incidents, while Serbia experienced a drop, from 12 to 5 cases.



- Undetermined shootings resulted in **46 victims**, marking a **39% increase** from the 33 victims reported in the previous period. Among the victims, 10 people were killed, 24 were injured.
- Of the **123 perpetrators, 108 were men**, in incidents where sex was specified. 74 perpetrators were caught, while 49 remained unknown.
- **77% of these incidents** occurred in **urban areas**. More than **88%** of the **cases** took place on the **streets**, when the microlocation was indicated.



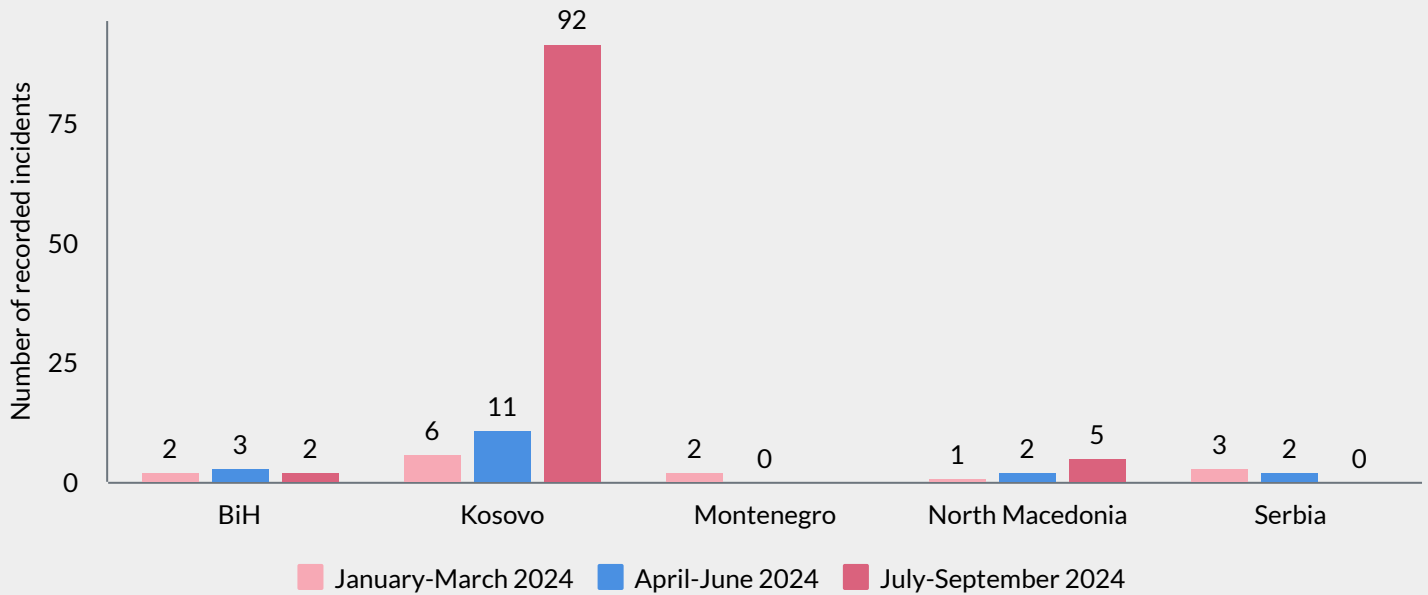
Five most reported types of weapons in undetermined shootings in July-September 2024 period

- The type of weapon used in undetermined shootings was indicated in 71 cases, with **handguns** being reported in **nearly half of them (32 cases)**. The use of **gas pistols rose from 3 to 21 cases**. Automatic/military-grade weapons and rifles/shotguns were used less frequently in these incidents.

<sup>4</sup> Undetermined shooting refers to any firearm discharge under unknown circumstances and motives, regardless of whether or not such incident caused a fatality, injury, or damage.

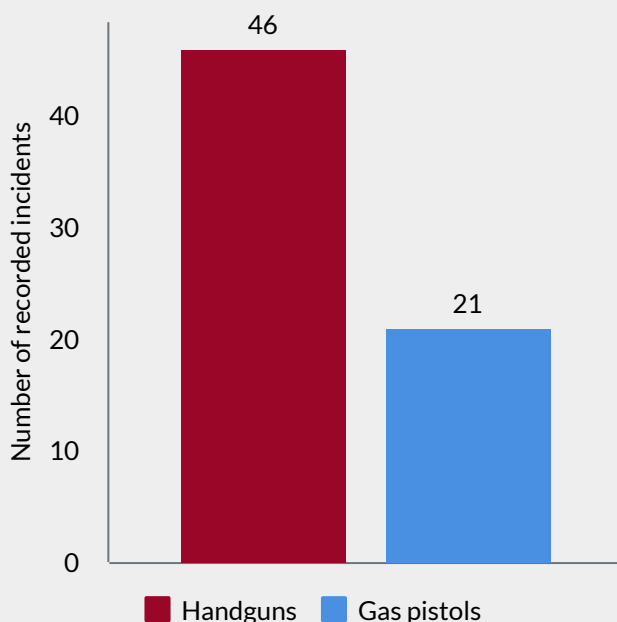
# MOST REPORTED INCIDENTS (CONT.) - Celebratory shootings

- Following the trends from previous years, this quarter was also marked by a **high number of celebratory shootings**. A total of **99 celebratory shootings** were recorded, representing a **substantial rise from the 18 cases in the previous quarter** and a **16% increase** compared to the **same period in 2023**, when 85 such incidents were reported.
- **Kosovo** accounted for **93% of all celebratory shootings** this quarter. Additionally, Kosovo experienced a 21% increase in these incidents compared to the same period last year.

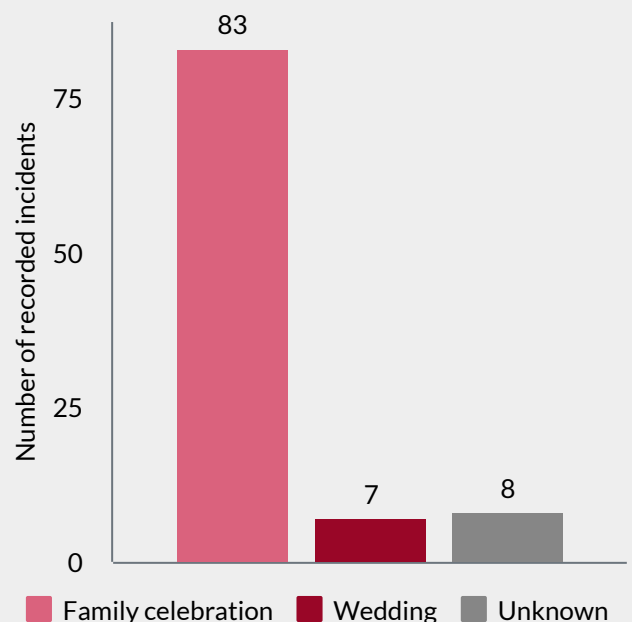


- **Handguns (46 cases)** and **gas pistols (31 cases)** were the **most commonly used** weapons in celebratory shootings this quarter. This reveals a reversal from the same quarter last year when gas pistols were the predominant weapon, followed by handguns. In **85 cases**, the weapons were in **illegal possession**.
- A total of **84 celebratory shootings** occurred during **family celebrations**, **14% more** than in the same period last year.
- **Six people were injured** in celebratory shootings, two women and 1 man when the sex was specified.

Out of **113 reported perpetrators**, **104 were men** when the data on sex was available.



*The most reported types of weapons in celebratory shootings*



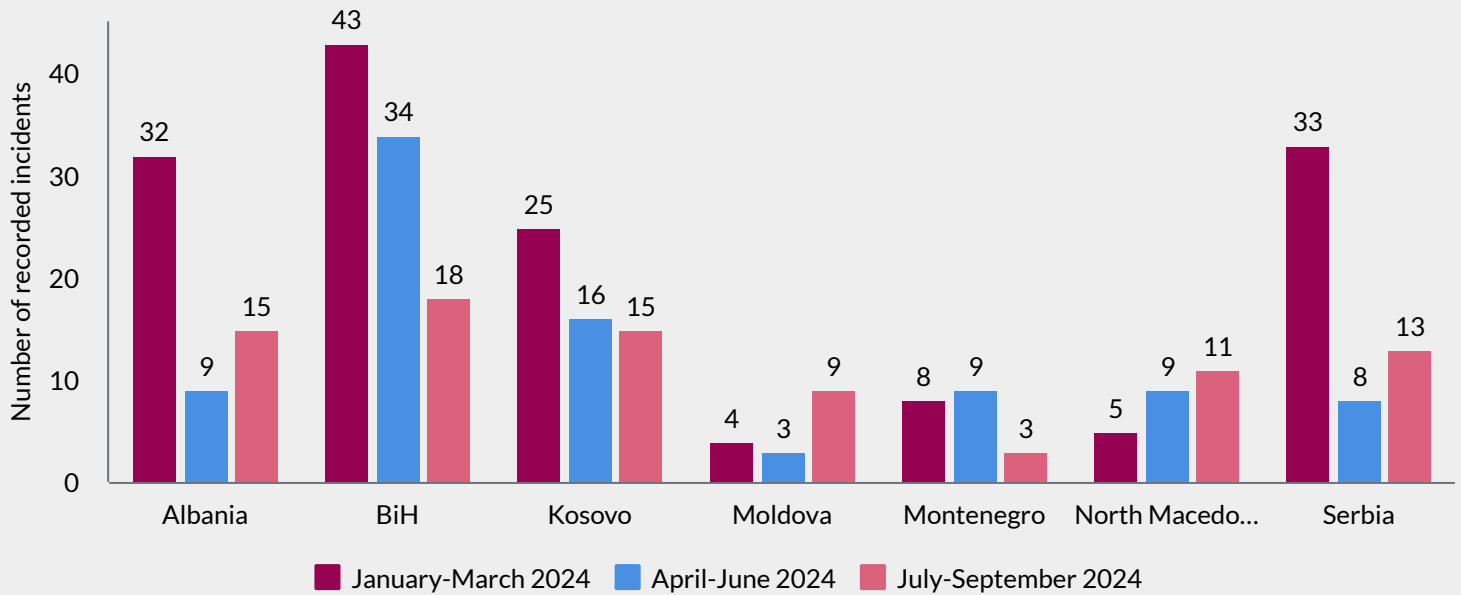
*Celebratory shootings by type of event in which they occurred*



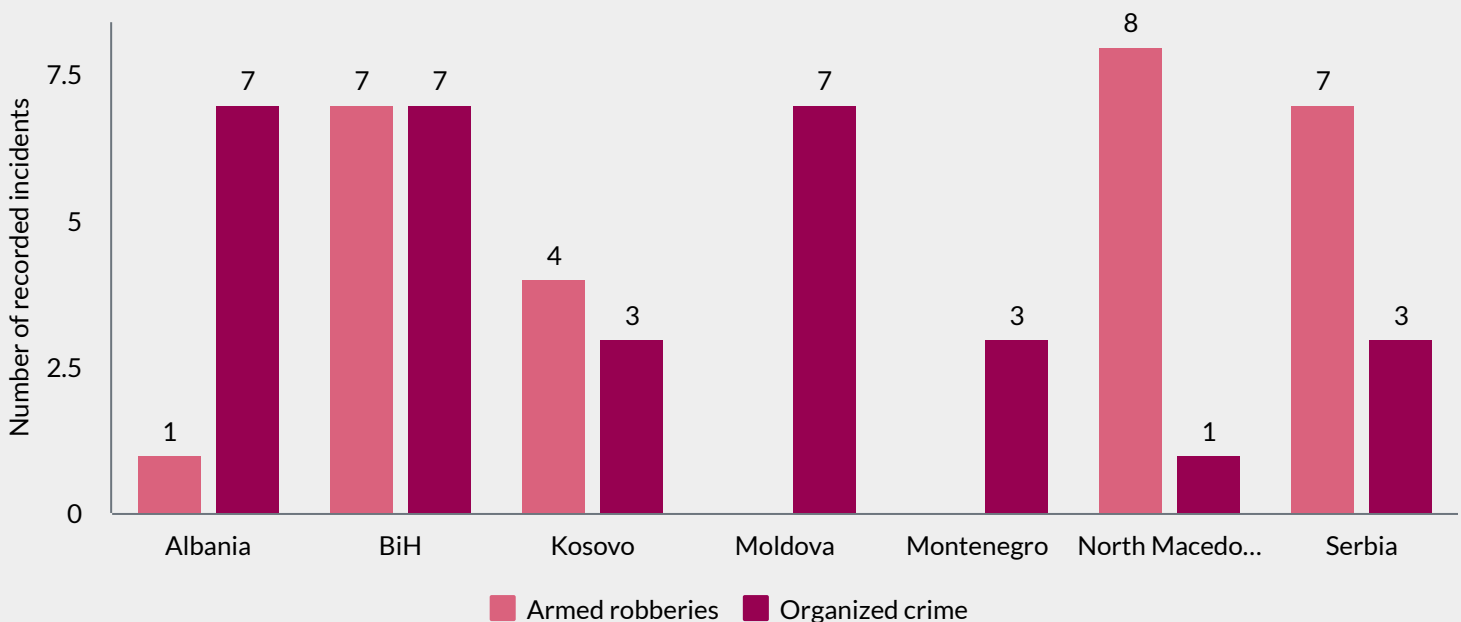
# MOST REPORTED INCIDENTS (CONT.)

## - Criminal context

- With **84 reported incidents** in the July-September 2024 period, **firearm incidents in the criminal context** continued their **downward trend**, showing a **5% decrease** compared to the second quarter and a **44% decrease** compared to the first quarter of 2024.
- Compared to the previous quarter, **Montenegro (3)** and **Bosnia and Herzegovina (18)** experienced a **threefold and a twofold decline** in these incidents, respectively. In contrast, **increases** were recorded in **Moldova (200%), Albania (67%), Serbia (63%)** and **North Macedonia (22%)**.



- A total of **27 armed robberies** were reported in the third quarter of 2024, marking a **27% decrease** from the 37 cases reported in the previous quarter. No armed robberies were reported in Moldova and Montenegro during this period. In Bosnia and Herzegovina, these incidents halved to 7, while Albania saw a slight decline. A modest increase was observed only in Serbia, with 7 cases.
- **Firearm incidents linked to organized crime** totalled **31 cases**, remaining **unchanged** from the previous quarter. **Moldova** saw the **most significant increase**, rising from 2 to 7 cases, while Albania and Serbia experienced modest increases. In contrast, incidents in **Montenegro** and **Bosnia and Herzegovina halved**.




*Two most reported types of incidents under the criminal context category in the July-September 2024.*

- **55 victims** of incidents in the criminal context were reported, among whom **6 were killed** and **7 injured**, while **28 were threatened**.


# PERPETRATORS

From July to September 2024, there were **1,072 perpetrators<sup>5</sup>** of firearm incidents, of whom



**12**

were women



**913**

were men

**N/A**

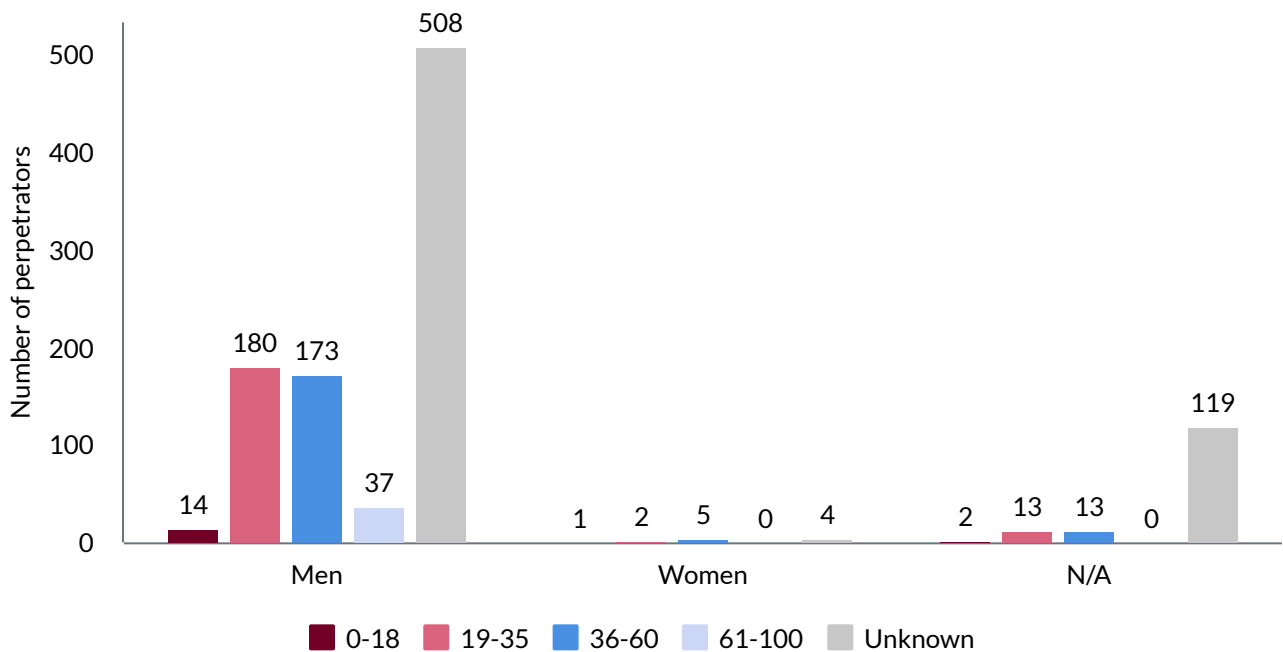
for **147**

sex was not reported

Men were identified as perpetrators, mostly in incidents related to **weapon seizures (41%), criminal context (13%), undetermined shootings (12%)** and **celebratory shootings (11%)**.

Women were identified as perpetrators, mostly in incidents related to **weapon seizures (50%)**.

- In incidents where the age of **men and women perpetrators** was reported, the majority fell under the **age group of 19-35**, closely followed by the 36-60 age group.




- For **631 (59%) perpetrators**, age was not reported. For 119 perpetrators, neither sex nor age was reported.

<sup>5</sup> Perpetrator refers to any individual who has used a firearm/ammunition/explosive to commit any of the types of incidents covered by the AVMP.


# VICTIMS

From July to September 2024, there were **314 victims**<sup>6</sup> of firearm incidents, of whom



**52**

were women



**222**

were men

**N/A**

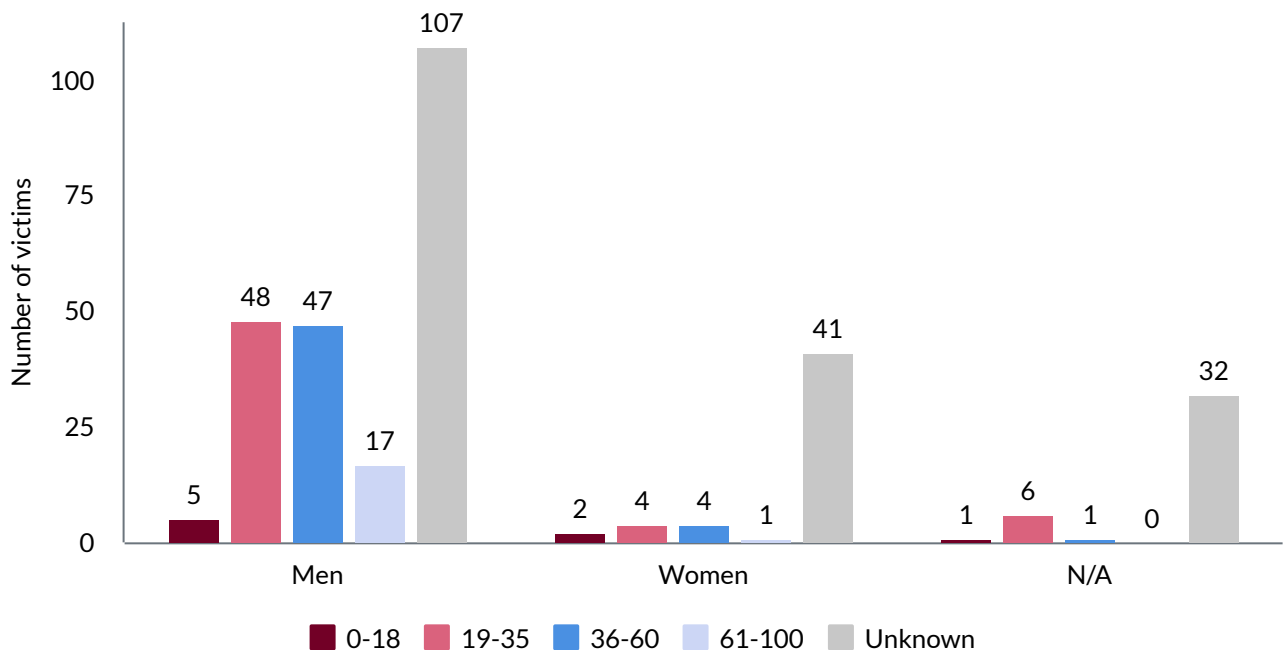
for **40**

sex was not reported

**Women victims** were mostly reported in incidents related to **domestic violence (58%)** and **criminal context (21%)**.

**Men victims** were primarily reported in incidents related to **public disputes (34%)**, **undetermined shootings (19%)**, and **criminal context (14%)**.

- In incidents where the age of **men** and **women victims** was reported, the majority fell under the **age group of 19-35**, closely followed by the 36-60 age group.



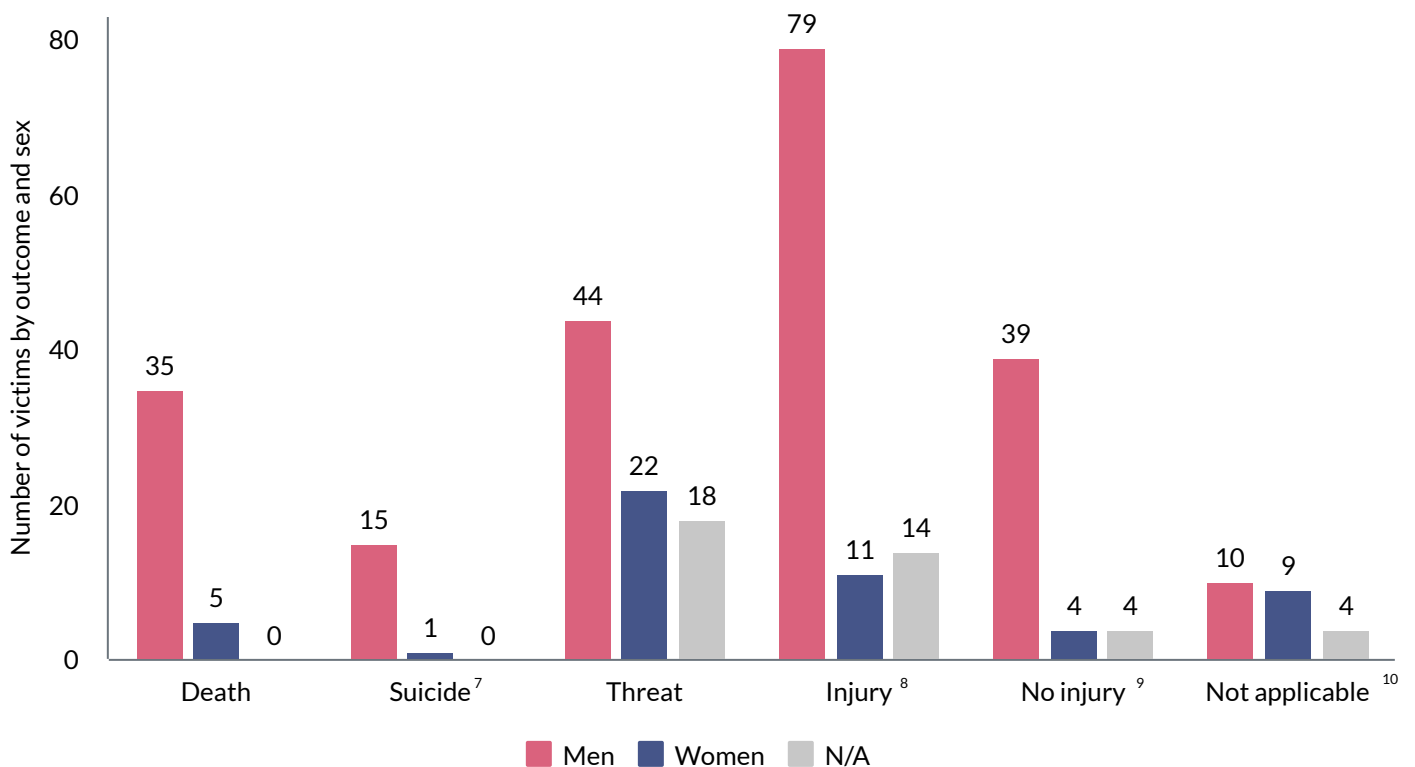
- For **180 (57%) victims**, age was not reported. For 32 victims, neither sex nor age were reported.

<sup>6</sup> Victim refers to any individual who has been threatened, injured or died as a result of the use of a firearm/ammunition/explosives. Victims also include those who were present when a firearm was discharged but did not sustain a gunshot injury and those who were present during an incident in which a firearm was present but was not used.

# OUTCOME FOR VICTIMS

**40 people** were killed with firearms, double the number from the previous quarter. Victims were mainly killed in **undetermined shootings (10)**, **public disputes (9)**, and **domestic violence (8)**.

**16 firearm suicides** were reported, the same as in the previous quarter, with **three** of them in a **murder suicide** pattern.



**104 people** were injured, a **55% increase** from the previous quarter. **38 victims** were injured in **public disputes**, **24** in **undetermined shootings**, and **15** in **accidental shootings**.

**84 people** were threatened with firearms, **14% less** than in the previous quarter. **28** victims were threatened in the **criminal context**, **26** in **public disputes**, and **18** in the **domestic violence** context.

<sup>7</sup> Suicide refers to all incidents in which the victim killed him/herself with a firearm.

<sup>8</sup> Injury refers to all incidents in which an individual sustained an injury due to weapon use.

<sup>9</sup> No injury refers to all incidents in which a weapon was discharged, but the victim did not sustain a gunshot injury.

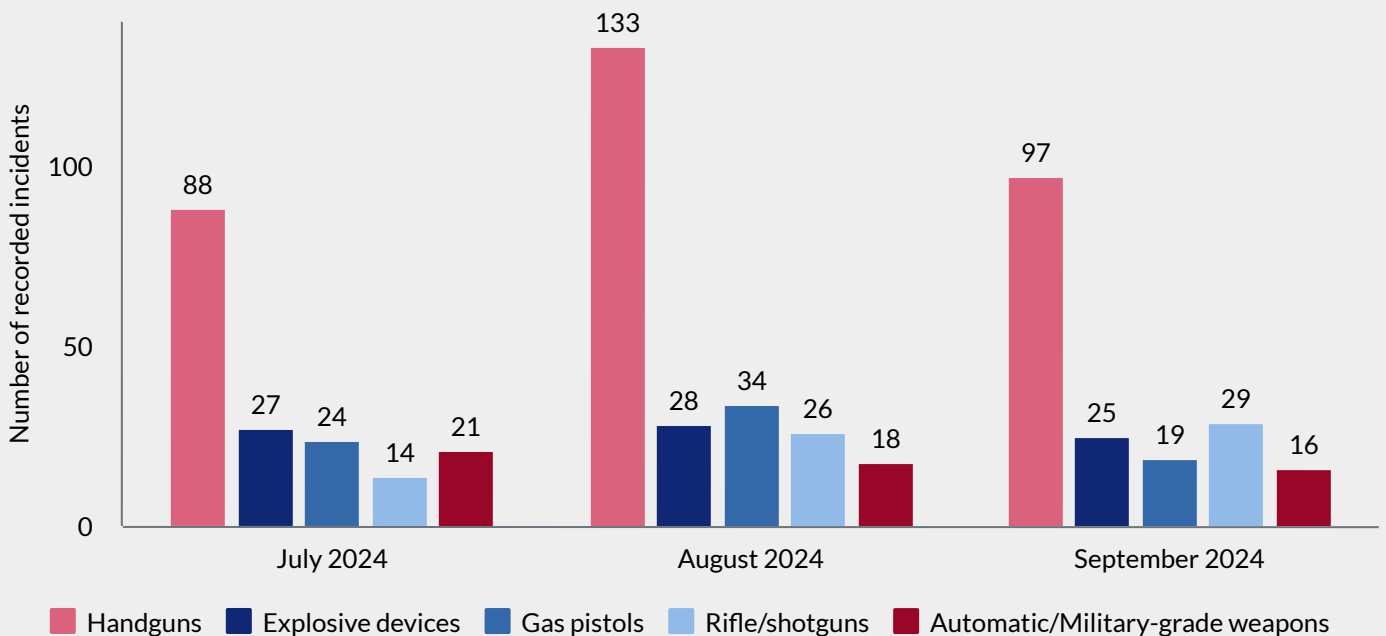
<sup>10</sup> Not applicable refers to all incidents in which a weapon is present but not used or discharged (for example, theft of a weapon).

# TYPE OF WEAPONS



In **633 (69%) incidents**, the firearms used were in **illegal possession**, while in **45 (5%) cases**, they were in **legal possession**. In 244 (26%) incidents, the status of possession was not reported. During this quarter, in 19% of all reported cases, the type of firearm was either unknown or not reported.

- **Handguns** were reported in **318 incidents**, making them the **most frequently used type of weapon**, a **33% rise** from the 240 incidents reported in the previous quarter. Besides being seized in 143 cases, handguns were used in **accidental/celebratory/hunting shootings (50 cases)**, **undetermined shootings (32 cases)**, **criminal context (29 cases)**, and **27 incidents** stemming from **public disputes**.
- **Explosive devices** were the **second most reported** type of weapon, with **80 incidents** recorded, reflecting an **11% decrease** from the previous quarter. Civilians reported **accidental discoveries** of explosive devices in **40 cases**, while **29 incidents** involved their use in **undetermined explosions**.




*The graph represents the number of incidents in which the five most reported types of weapons were used.*

- **Gas pistols** were documented in **77 incidents**, more than **double in relation to 35 cases** from the previous quarter. In **60% of these incidents**, they were used in **celebratory shootings**, while in 14 cases, they were reported as seized.
- **Rifles/shotguns** were reported in **69 incidents**, marking a 10% decline from the previous quarter. In **77% of the cases**, this type of weapon was **seized**.
- **Automatic/military-grade weapons** were reported in **55 incidents**, mainly in **weapon seizures (28 cases)** and **criminal context (8 cases)**. This represents a **28% increase** compared to the previous reporting period.

# MACRO AND MICROLOCATION

From July to September 2024

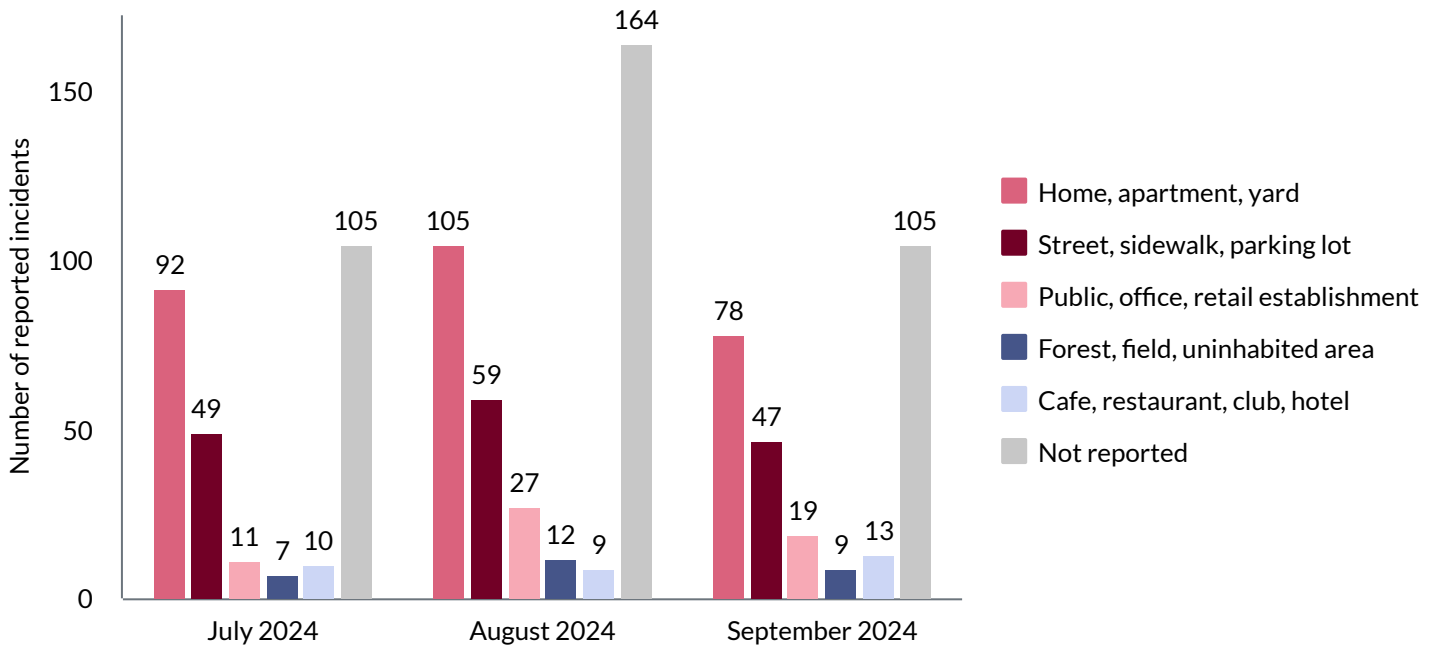


**575 (62%) incidents**  
occurred in urban areas.



**346 (38%) incidents**  
occurred in rural areas.

## Microlocation



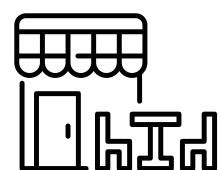
Majority of incidents were reported



at homes / yards  
**275 incidents**



in streets  
**155 incidents**



in cafes/restaurants  
**32 incidents**



---

South Eastern and Eastern Europe Clearinghouse for the Control of  
Small Arms and Light Weapons (SEESAC)

Bulevar Zorana Đinđića 64  
11000 Belgrade, Serbia

Tel: +381 11 4155300  
Fax: +381 11 4155499

e-mail: [seesac@undp.org](mailto:seesac@undp.org)

[www.seesac.org](http://www.seesac.org)

The Armed Violence Monitor was prepared by Violeta Gaši, SEESAC Programme Associate, and  
edited by Juliana Buzi, SEESAC Regional Cooperation Specialist.



**Funded by  
the European Union**

This Armed Violence Monitor was produced with the financial assistance of the European  
Union. The views expressed herein can in no way be taken to reflect the official opinion of the  
European Union.

