



# **South East Europe Armed Violence Monitor**

## ***Quarterly Regional Report***

*April-June 2024*

## Background

The widespread proliferation and misuse of firearms continue to pose a grave threat around the globe. To echo the concern about the negative impact of firearms on security, human rights, as well as social and economic development, UNDP SEESAC initiated data collection in 2014 to track the firearm-related incidents in South East Europe (SEE) and established a Regional Armed Violence Monitoring Platform (AVMP).

The AVMP covers Albania, Bosnia and Herzegovina, the Republic of Moldova, Montenegro, North Macedonia, Serbia and Kosovo\*. The data is gathered daily from the relevant authorities' official websites, as well as print and online media. Data for Kosovo is also gathered from daily police reports.

The present regional report builds on monthly Armed Violence Monitor Reports, and it has been prepared to provide a collection of data, show the trends, highlights, as well as threats regarding firearm incidents in SEE from **April-June 2024**.<sup>1</sup>

Quarterly AVMP regional reports aim to serve as an information tool to research organizations and all interested parties engaged in the area of small arms and light weapons with the primary goal of providing a better understanding of the firearms' negative impact on civilians.

---

\* For the United Nations Development Programme, references to Kosovo shall be understood to be in the context of Security Council resolution 1244 (1999).  
For the European Union, this designation is without prejudice to positions on status, and is in line with UNSCR 1244/1999 and the ICJ Opinion on the Kosovo declaration of independence.

<sup>1</sup> Data was retrieved on 15 June 2024. Given that news articles may be published after the incidents occurred or that recorded incidents can be updated with new pieces of information, the given statistics may slightly differ in the future.

# QUARTERLY SNAPSHOTS

April - June 2024

# 759

firearm incidents were reported

## 403

weapon seizures, representing 53% of all incidents reported in the second quarter of 2024.

## 87

incidents in the criminal context, a 42% decline from the previous quarter.

## 23

people were killed with firearms, a 21% decline from the previous quarter.

## 685

men perpetrators were reported, comprising 99% of perpetrators whose sex was indicated.

## 16

people died by firearm-related suicide, a 16% rise compared to the previous quarter.


## 478

cases involved weapons in illegal possession, 90% of cases when the legal status was known.


# TYPE OF INCIDENTS



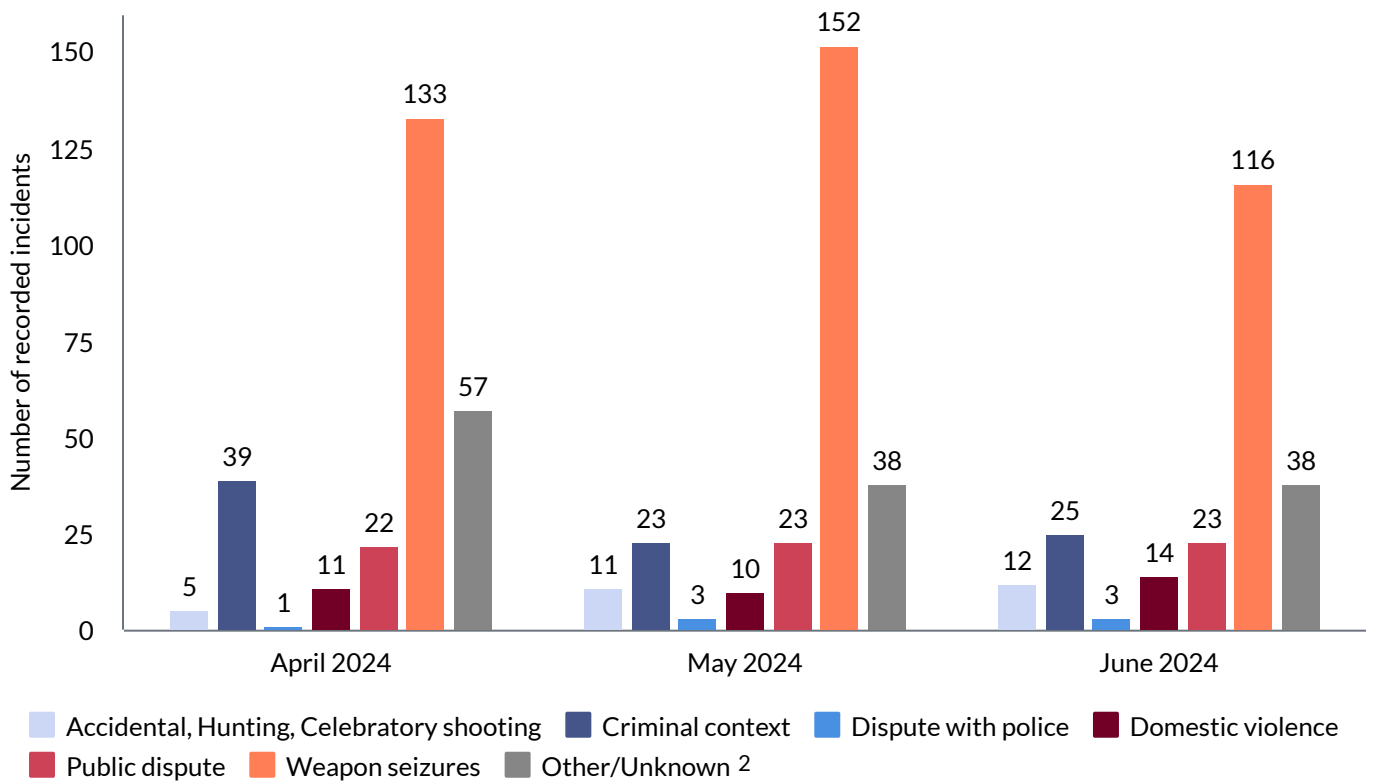
**68 public disputes** escalated in the use of firearms, **15% less** than in the previous quarter.



**18 celebratory shootings** were reported, **29% more** than in the previous quarter.




**35 incidents in the domestic violence context**, a **29% increase** from the previous quarter.



**52 cases of accidental findings of explosive devices** by citizens, **twice the number** reported in the previous quarter.



**11 firearm thefts** were reported, **half the number** documented in the last quarter.



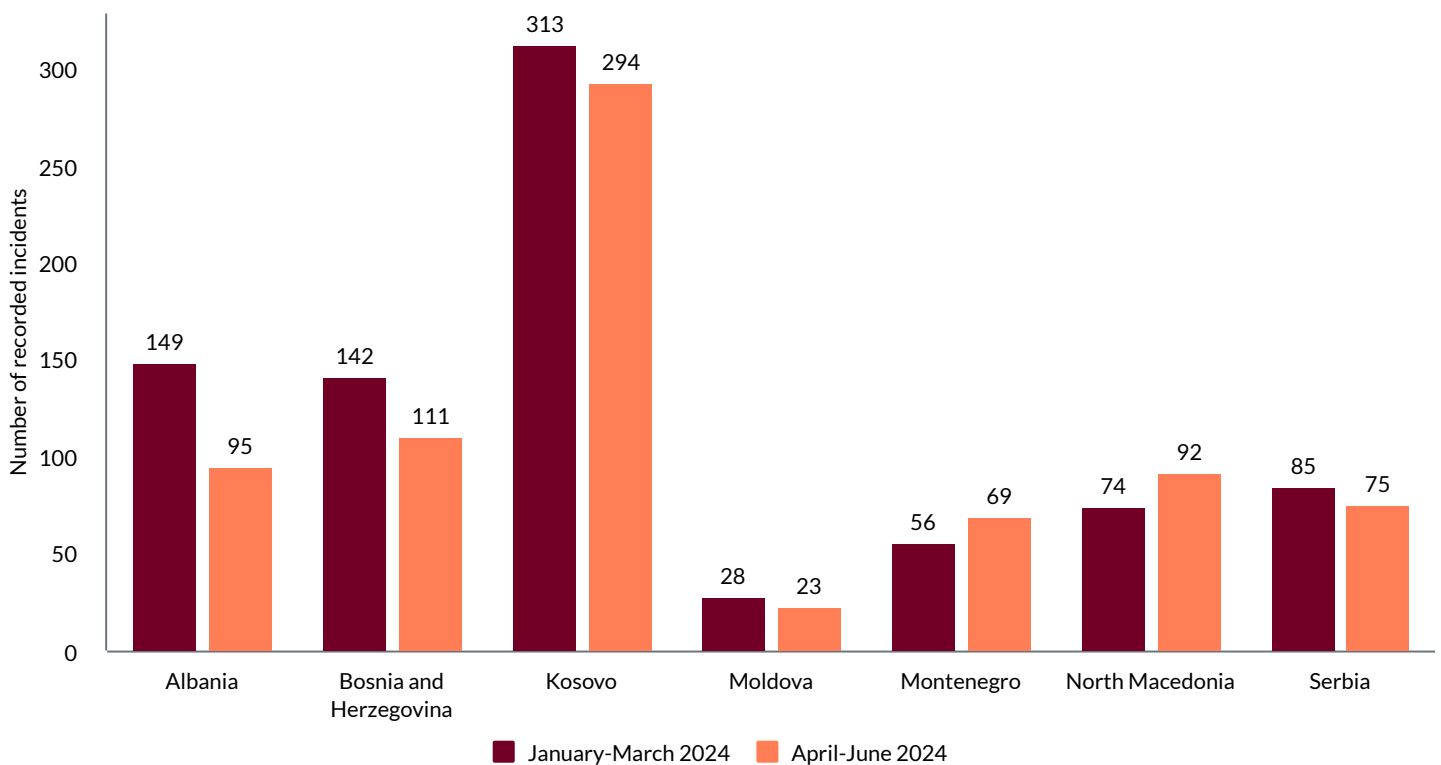
**91 cases** involving **multiple types of SALW**, a **16% drop** from the previous quarter.

<sup>2</sup> Other/Unknown category refers to suicides, shootings under undetermined circumstances, non-hunting related shooting of animals, explosions, weapons used for defence, and all other incidents that cannot be classified under any of the categories above.

# NUMBER OF INCIDENTS

There were **759 firearm incidents** reported this quarter, a **10% reduction** from the previous quarter with 847 incidents.

Almost all types of firearm incidents experienced a **decrease** in comparison to the first quarter of 2024, with the **criminal context** being the **most significant**. In contrast, there was an **increase** in the number of incidents related to **domestic violence** and those classified as "**Other/Unknown**".



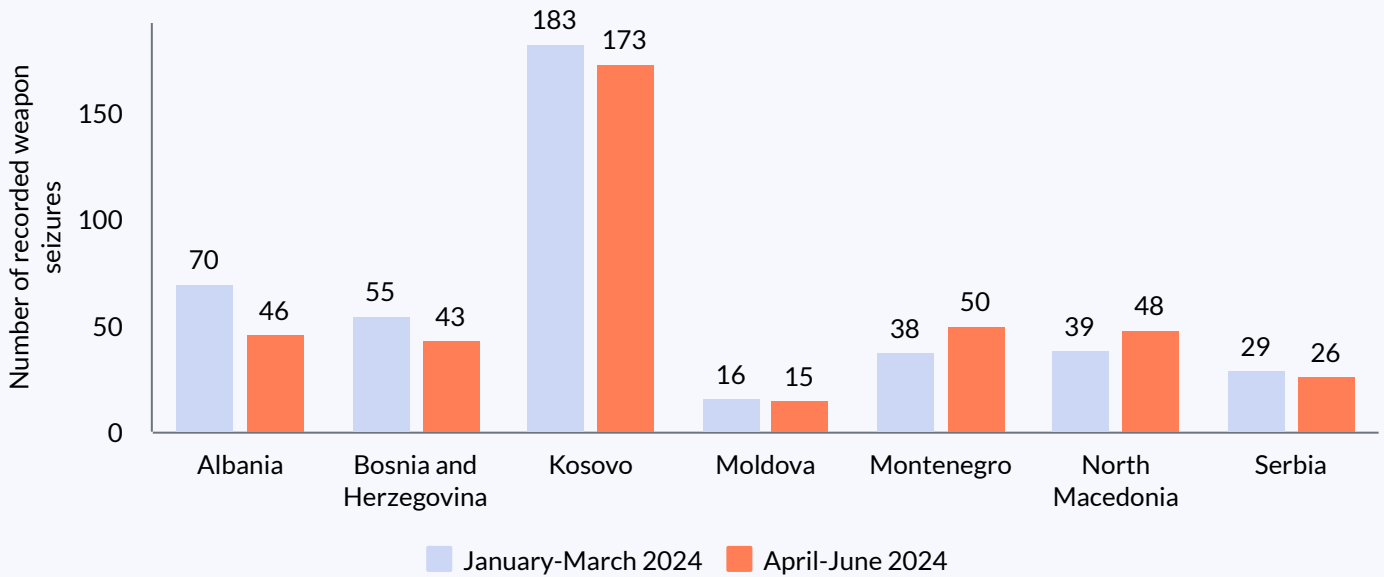
The comparison of the **second quarter of 2023 and 2024** reveals that a **similar number of incidents** was reported under the **majority of firearm incidents categories**. However, weapon seizures, public disputes, and incidents under the "Other/Unknown" category had a higher number of incidents in Q2 2023.

**April** (268) and **May** (260) documented a **comparable number of firearm incidents**. **June**, however, saw a **significant drop** with 231 incidents, the **lowest number of incidents** for that month since 2019.

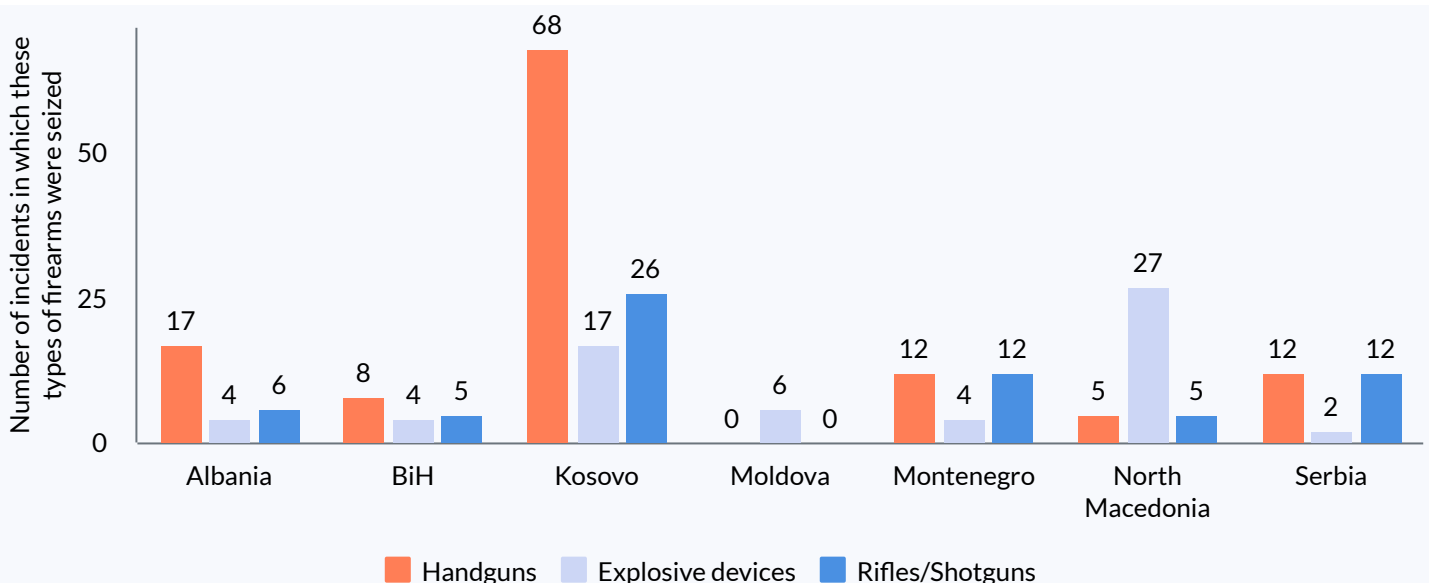
The number of firearm incidents **decreased** in nearly all jurisdictions, with **Albania and Kosovo** reporting the most significant **decreases** at 36% and 22%, respectively. In contrast, **Montenegro (23%)** and **North Macedonia (24%)** reported an increase. Kosovo (294), Bosnia and Herzegovina (111), and Albania had the greatest number of firearm incidents, despite a decrease.

# MOST REPORTED INCIDENTS - Weapon seizures

- With **401 reported cases**, weapon seizures remained the **predominant** type of incident, **accounting for more than half of all incidents** in this quarter. However, the number of weapon seizures **dropped by 7%** from the 430 cases in the previous quarter.
- During this quarter, the number of **weapon seizures rose from 133 in April to 152 in May**, but it **dropped to 116 in June**, the lowest number of weapon seizures in 2024 thus far.



- With the exception of **Montenegro** and **North Macedonia**, where weapon seizures **increased by 32%** and **23%**, respectively, all **other jurisdictions reported a decline** compared to the previous quarter. **Albania (34%)** and **Bosnia and Herzegovina (22%)** experienced the most prominent declines. Kosovo kept reporting the highest number of weapon seizures (173), accounting for 43% of all seizures.
- 
- Despite a 10% decrease from the first quarter of 2024, **handguns** continued to be the **most frequently seized** type of weapon, with 122 reported cases. The **decrease** was observed in **nearly all jurisdictions**, with the exception of **Montenegro and Serbia**, where there was an **increase**. **Kosovo** reported the **highest number of handgun** seizures (68 cases).
  - **Explosive devices** were the **second most seized weapon**, representing a substantial 52% increase from the previous quarter when they were the third most frequently seized type of weapon. North Macedonia reported the highest number of such cases, with 27 cases, which is more than double the number from the previous quarter.
  - The number of **rifles/shotguns** seizures **increased by 15%** from the previous quarter, from 46 to 53 cases, making them **the third most frequently seized** type of weapon. The majority of these seizures were reported in Kosovo (26 cases).

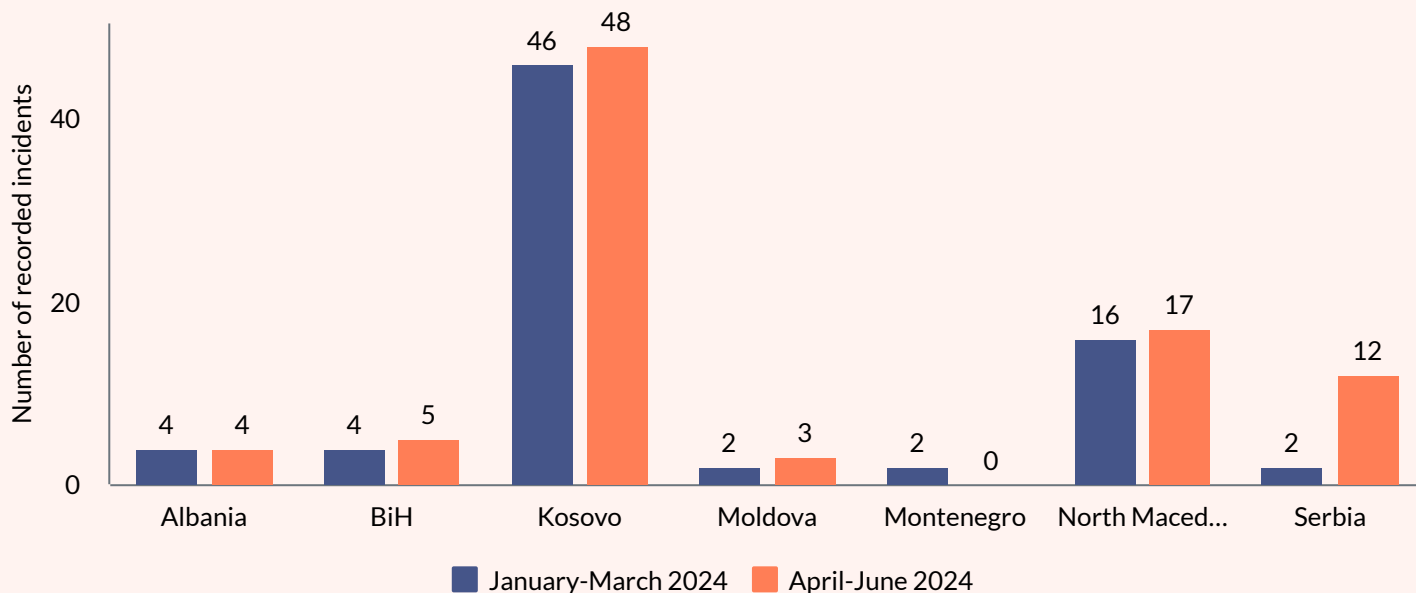


Three most seized types of weapons in April-June 2024

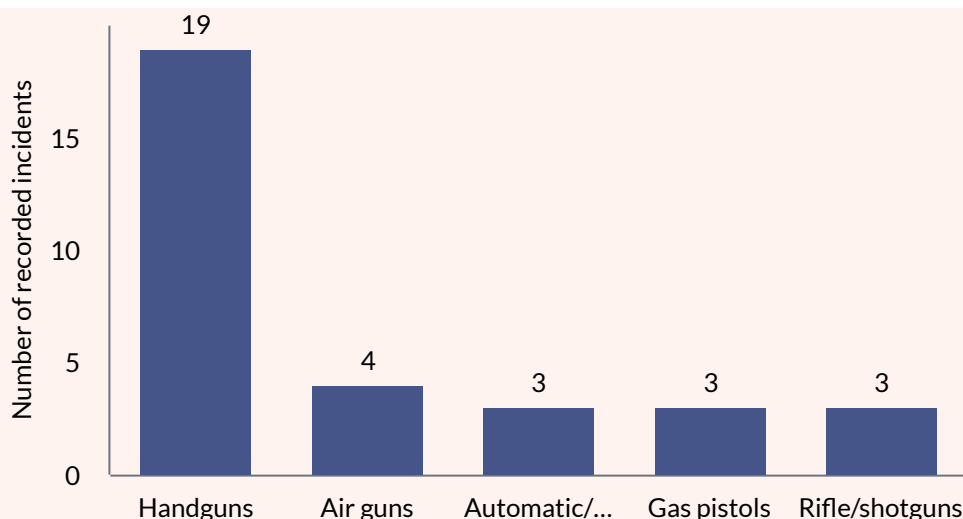
# MOST REPORTED INCIDENTS (CONT.)

## - Undetermined shootings

- **Undetermined shootings**,<sup>3</sup> the **second most reported type of incident**, were reported in **89 cases**, a **17% increase** from the previous quarter with 76 cases.
- **Kosovo accounted for 53%** of all undetermined shootings, **with 48 cases**. North Macedonia (17) and Serbia (12) followed while other jurisdictions documented 5 or fewer cases. These cases were not reported in Montenegro.
- In comparison to the previous quarter, **Serbia** documented a considerable **increase** in these incidents (from 2 to 12).



- Undetermined shootings resulted in **33 victims**, of whom 2 were killed, 20 were injured, 1 was threatened, while 10 victims reported no injuries in the shooting.
- Out of **88 perpetrators**, 75 were men when the sex was specified. In 46 cases, the perpetrators were caught, while in 37 they remained unknown.
- **72% of these incidents** occurred in **urban areas**. More than **50% of the cases** took place on the **streets** when the microlocation was indicated.



*Five most reported types of weapons in undetermined shootings in April-June 2024 period*

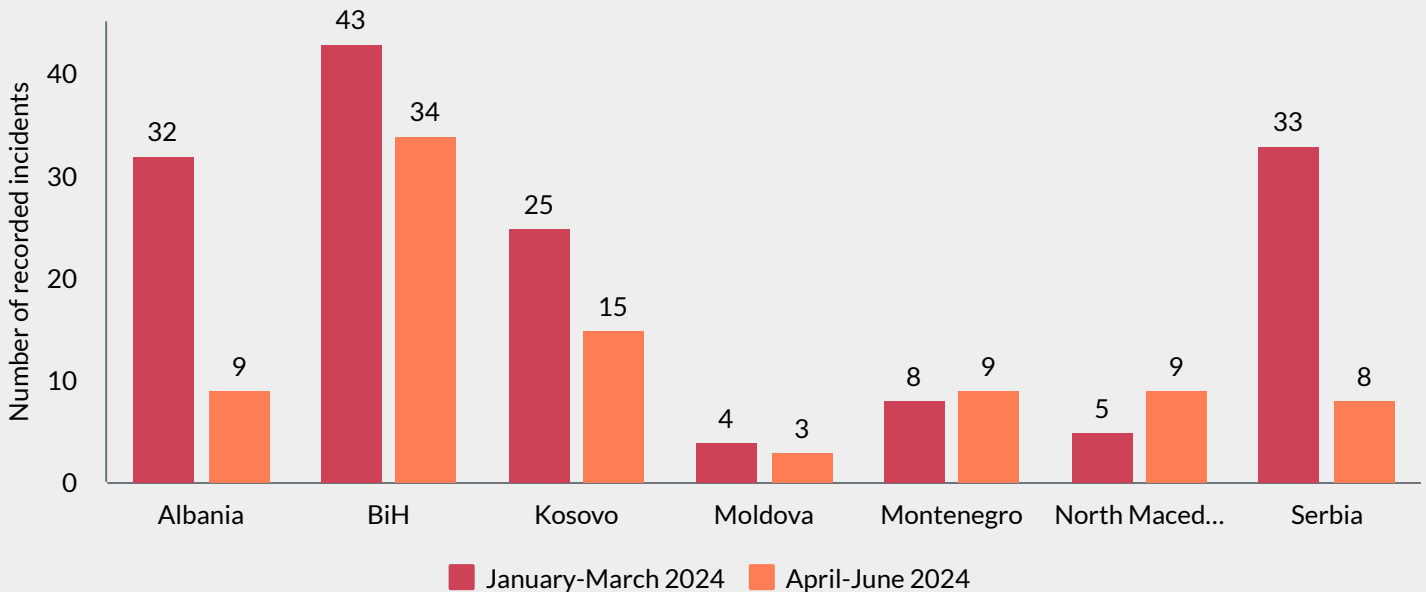
- The type of weapon used in undetermined shootings was known in 38 cases, and in half of these cases (19) the use of **handguns** was reported. The use of **air guns increased** from 1 to 4 reported cases. Automatic/military-grade weapons, gas pistols and rifles/shotguns were used in three cases each.

<sup>3</sup> Undetermined shooting refers to any firearm discharge under unknown circumstances and motives, regardless of whether or not such incident caused a fatality, injury, or damage.

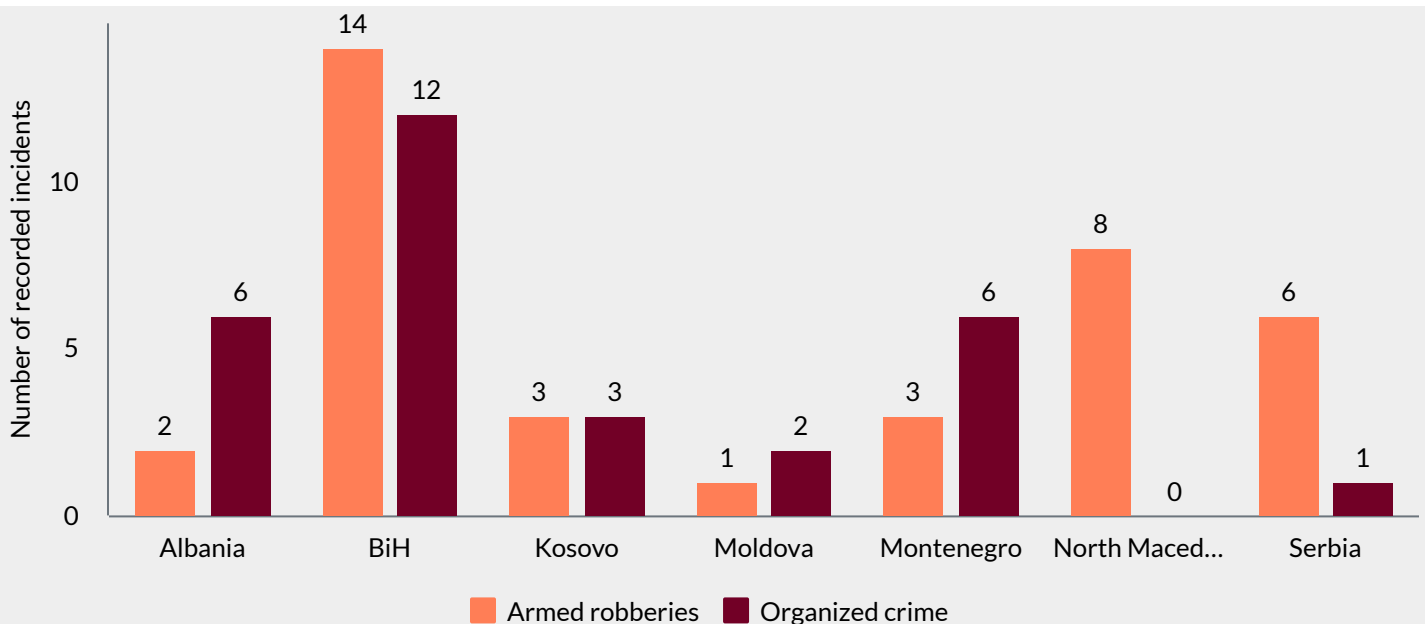
# MOST REPORTED INCIDENTS (CONT.)

## - Criminal context

- There were **87** reported firearm incidents in the **criminal context** during the April-June 2024 period, a **substantial decrease of 42%** from the 150 cases that were reported during the January-March 2024 period.
- Nearly **all jurisdictions** experienced a **decrease** in comparison to the previous quarter, with Albania and Serbia experiencing a **threefold decline**. Montenegro (13%) and North Macedonia (80%) both reported an increase.



- The number of **armed robberies** totalled **37**, which represents a **20% decrease** from the 46 cases reported in the first quarter of 2024. The most **significant decrease** was observed in **Serbia**, where the number of armed robberies dropped from 16 to 6. Bosnia and Herzegovina reported the greatest number of armed robberies, with 14 cases, matching the number documented in the previous quarter.
- Firearm incidents associated with **organised crime** amounted to **47 cases**, indicating a **27% decrease** from the 57 cases reported in the previous quarter. The decrease was mirrored in all jurisdictions, with **Serbia (90%)** and **Albania (nearly 70%)** reporting the **most pronounced decreases**. Bosnia and Herzegovina had the greatest number of these incidents, with 12 cases. No such cases were reported in North Macedonia.




*Two most reported types of incidents under the criminal context category in the April-June 2024.*

- **54 victims** of incidents in the criminal context were reported, among whom **4 were killed** and **7 injured**. The number of **people threatened declined** from 61 to 31.




# PERPETRATORS

From April to June 2024, there were **833 perpetrators**<sup>4</sup> of firearm incidents, of whom



**10**

were women



**685**

were men

**N/A**

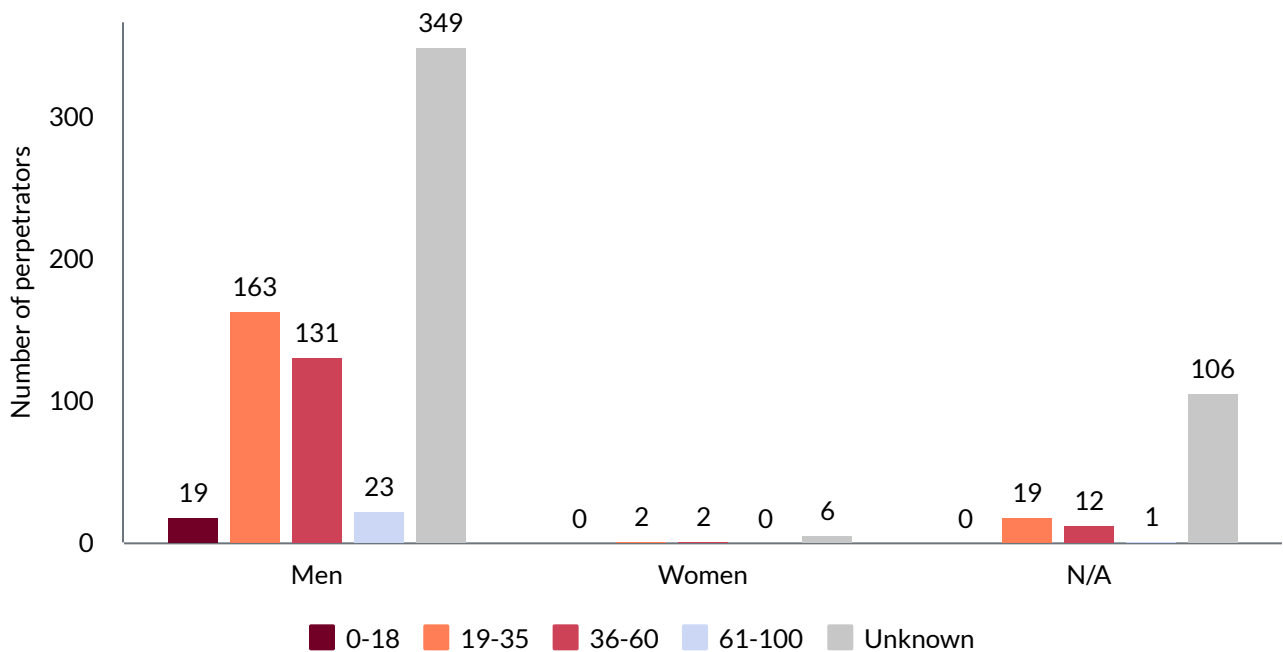
for **138**

sex was not reported

Men were identified as perpetrators, mostly in incidents related to **weapon seizures (49%)**, **public disputes (15%)**, and in the **criminal context (12%)**.

Women were identified as perpetrators, mostly in incidents related to **weapon seizures (60%)**.

- In incidents where the age of **men and women perpetrators** was reported, the majority fell under the **age group of 19-35**, followed by the 36-60 age group.




- For **461 (55%) perpetrators**, age was not reported. For 106 perpetrators, neither sex nor age was reported.

<sup>4</sup> Perpetrator refers to any individual who has used a firearm/ammunition/explosive to commit any of the types of incidents covered by the AVMP.


# VICTIMS

From April to June 2024, there were **275 victims<sup>5</sup>** of firearm incidents, of whom



**47**

were women



**189**

were men

**N/A**

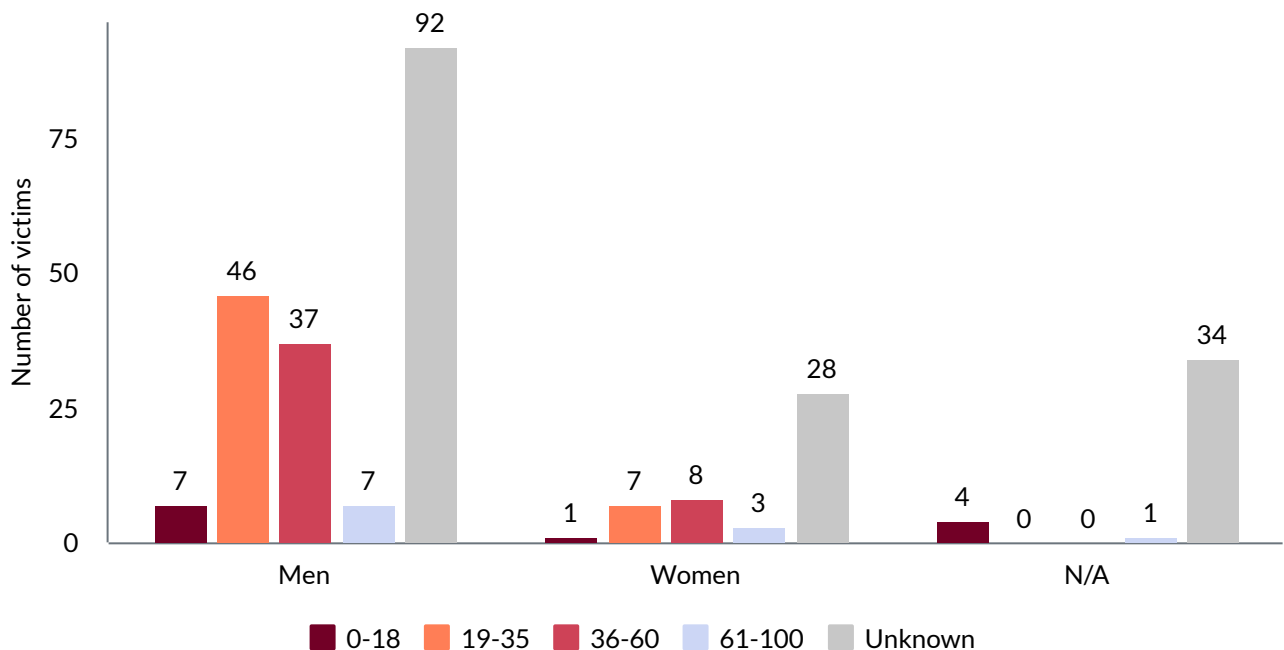
for **39**

sex was not reported

**Women victims** were mostly reported in incidents related to **domestic violence (60%)** and **criminal context (23%)**.

**Men victims** were mostly reported in incidents related to **public disputes (40%)**, **criminal context (17%)**, and **undetermined shootings (16%)**.

- In incidents where the age of **men** and **women victims** was reported, the majority fell under the **age group of 19-35**, followed by the 36-60 age group.



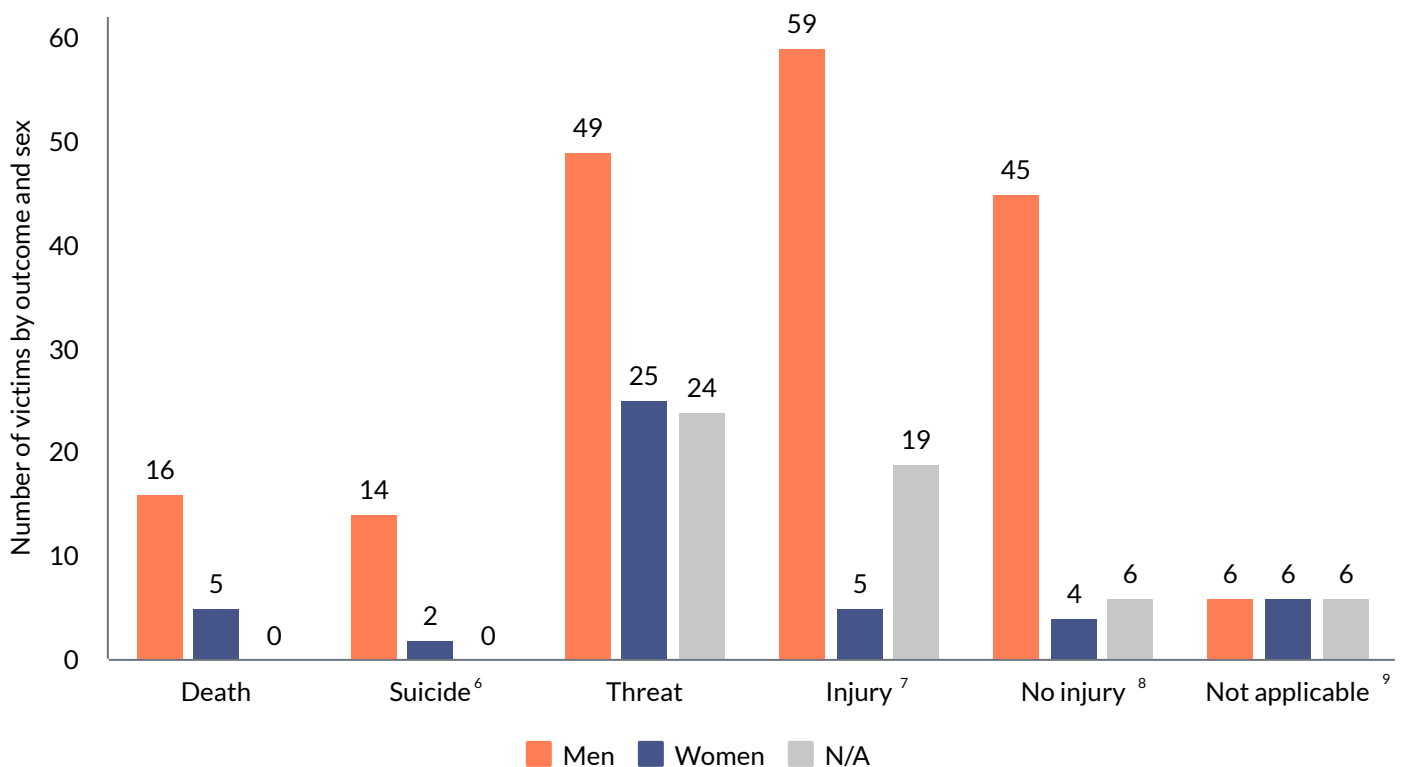
- For **181 (57%) victims**, age was not reported. For 42 victims, neither sex nor age were reported.

<sup>5</sup> Victim refers to any individual who has been threatened, injured or died as a result of the use of a firearm/ammunition/explosives. Victims also include those who were present when a firearm was discharged but did not sustain a gunshot injury and those who were present during an incident in which a firearm was present but was not used.

# OUTCOME FOR VICTIMS

**21 people** were killed with firearms, **9% less** than in the previous quarter. Victims were mainly killed in **domestic violence (8)** **public disputes (4)**, and **criminal context (4)**.

**16 firearm suicides** were reported, an **23% increase** from the previous quarter, and **four** of them in a **murder suicide** pattern.



**67 people** were injured, a **37% decline** from the previous quarter. **26 victims** were injured in **public disputes**, **20** in **undetermined shootings**, and **7** in the **criminal context**.

**98 people** were threatened with firearms, **10% less** than in the previous quarter. **31** victims were threatened in the **criminal context**, **27** in **public disputes**, and **21** in the **domestic violence** context.

<sup>6</sup> Suicide refers to all incidents in which the victim killed him/herself with a firearm.

<sup>7</sup> Injury refers to all incidents in which an individual sustained an injury due to weapon use.

<sup>8</sup> No injury refers to all incidents in which a weapon was discharged, but the victim did not sustain a gunshot injury.

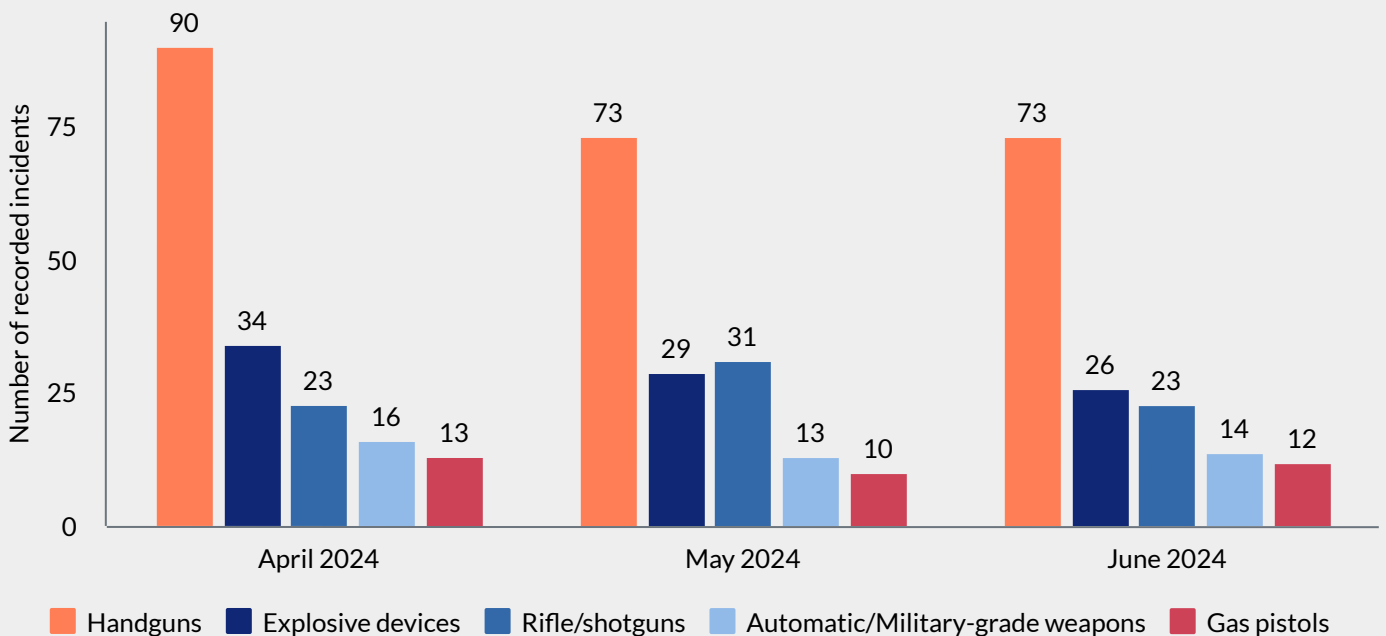
<sup>9</sup> Not applicable refers to all incidents in which a weapon is present but not used or discharged (for example, theft of a weapon).

# TYPE OF WEAPONS



In **478 (63%) incidents**, the firearms used were in **illegal possession**, while in **54 (5%) cases**, they were in **legal possession**. In 253 (32%) incidents, the status of possession was not reported. During this quarter, in 19% of all reported cases, the type of firearm was either unknown or not reported.

- Being recorded in 235 incidents, **handguns** remained the **most commonly used type of weapon** despite a **14% decrease** from the 275 incidents in the previous quarter. In addition to being **seized in 122 cases**, handguns were used in the **criminal context in 38 cases** and in **27 incidents** that resulted from **public disputes**.
- **Explosive devices** were the **second most reported** type of weapon, with **89 incidents documented**, nearly identical to the 88 cases reported in the previous quarter. In 52 cases, civilians reported accidental findings of explosive devices, while in 16 cases, they were used in undetermined explosions.




*The graph represents the number of incidents in which the five most reported types of weapons were used.*

- **Rifles/shotguns** were reported in **77 incidents**, which was the same as the previous quarter. In nearly **70% of the cases**, this type of weapon was **seized**.
- **Automatic/military-grade weapons** were reported in **43 incidents**, primarily in **weapon seizures (22 cases)** and the **criminal context (7 cases)**. A **28% decrease** from the previous reporting period was observed in relation to this type of weapon.
- **Gas pistols** were reported in **35 incidents**, representing a **decline of 30%** compared to the previous quarter (50 cases). This type of firearm was reported as **seized** in more than half of the incidents involving this type of weapons (21 cases).

# MACRO AND MICROLOCATION

From April to June 2024

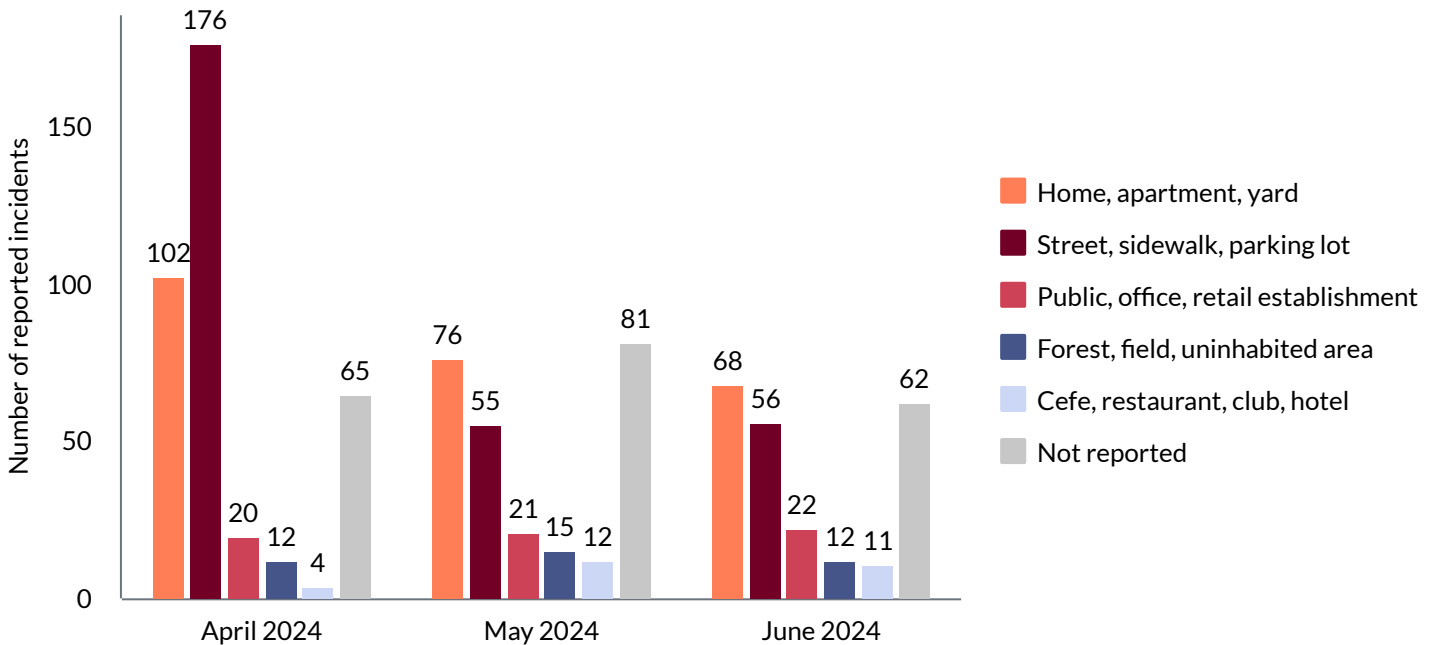


**549 (72%) incidents**  
occurred in urban areas.



**210 (28%) incidents**  
occurred in rural areas.

## Microlocation



Majority of incidents were reported



at homes / yards  
**246 incidents**



in streets  
**176 incidents**



in public buildings  
**63 incidents**



---

South Eastern and Eastern Europe Clearinghouse for the Control of  
Small Arms and Light Weapons (SEESAC)

Bulevar Zorana Đinđića 64  
11000 Belgrade, Serbia

Tel: +381 11 4155300  
Fax: +381 11 4155499

e-mail: [seesac@undp.org](mailto:seesac@undp.org)

[www.seesac.org](http://www.seesac.org)

The Armed Violence Monitor was prepared by Violeta Gaši, SEESAC Programme Associate, and edited by Juliana Buzi, SEESAC Regional Cooperation Specialist.



**Funded by  
the European Union**

This Armed Violence Monitor was produced with the financial assistance of the European Union. The views expressed herein can in no way be taken to reflect the official opinion of the European Union.

