

# SERBIA

## SMALL ARMS AND LIGHT WEAPONS (SALW) SURVEY

### FAST FACTS

2012 - 2016

### THE PURPOSE OF SALW SURVEY

#### IDENTIFICATION OF TRENDS IN THE DISTRIBUTION OF SALW

The type, quantity, possession, distribution, legal/illegal trade, production and movement of SALW





#### IDENTIFICATION OF IMPACT OF SALW ON CITIZENS

Firearm-related incidents and their characteristics



#### IDENTIFICATION OF PUBLIC PERCEPTION ON SALW

Public perception regarding firearms use, ownership, violence, and community safety



#### SALW **POSITIVE** TRENDS 2012-2016

**34%** DECREASE IN FIREARMS CRIMINAL OFFENSES (2,373 TO 1,555)

**75%** DECREASE IN ATTEMPTED MURDER CASES WITH FIREARMS (20 TO 5)

**64%** DECREASE IN ROBBERY CASES WITH FIREARMS (870 TO 311)



#### SALW **NEGATIVE** TRENDS 2012-2016

**136%** INCREASE IN TRAFFICKED FIREARMS (22 TO 52)

**264%** INCREASE IN FIREARMS TRAFFICKED AT BORDER CROSSING POINTS (14 TO 51)


**6%** INCREASE IN THE NUMBER OF FIREARM LICENSE APPLICANTS (12,379 TO 13,125)

# SALW DISTRIBUTION

TRENDS  
2012-2016


TOTAL NUMBER OF FIREARMS HELD BY INSTITUTIONS\*, CIVILIANS AND PRIVATE ENTITIES

641,600 IN 2016 9.3% 



TOTAL NUMBER OF FIREARMS HELD BY CIVILIANS

618,061 OR 96.3% 9.5% 



TOTAL NUMBER OF FIREARMS HELD BY PRIVATE ENTITIES

23,539 OR 3.7% 3.3% 

\*DATA ON THE FIREARM HOLDINGS OF STATE AGENCIES WAS CLASSIFIED BY LAW AND THEREFORE UNAVAILABLE.

## KEY FACTS

1,161 CASES OF ILLEGAL POSSESSION OF FIREARMS RECORDED IN 2016

264 CASES OF FIREARM TRAFFICKING RECORDED


96 FIREARMS SEIZED DUE TO DOMESTIC VIOLENCE CASES

43,825 FIREARM AMMUNITION TRAFFICKED RECORDED

8,955 FIREARMS LEGALIZED BETWEEN 2015-2016

42,568 FIREARMS VOLUNTARILY SURRENDERED

## MYTH VS. FACT



NUMBER OF FEMALE FIREARM LICENSE APPLICANTS INCREASED OVER THE YEARS



MYTH

NUMBER OF FEMALE FIREARM LICENSE APPLICANTS FELL BY 40.5%

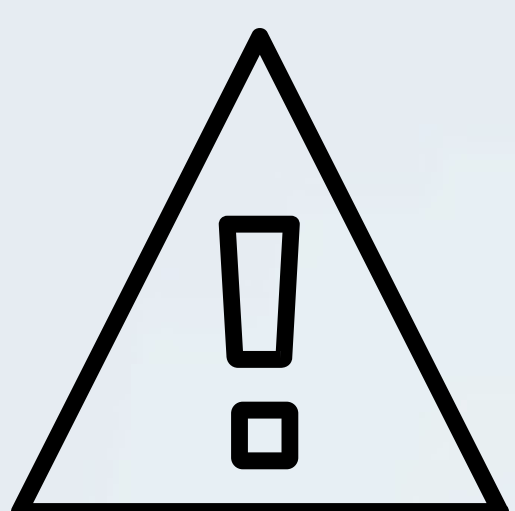


PRIVATE SECURITY COMPANIES HELD THE MAJORITY OF FIREARMS HELD BY PRIVATE ENTITIES



FACT

PRIVATE SECURITY HELD THE MAJORITY OF FIREARMS WITH 52,1%



SELF-DEFENCE IS THE MOST CITED REASON FOR HOLDING FIREARMS AMONG MEN



FACT

44.7% OF MEN WHO HELD FIREARMS LICENSES CITED SELF-DEFENCE AS A REASON




# IMPACT OF SALW

TRENDS  
2012-2016

REGISTERED CRIMINAL OFFENSES  
COMMITTED WITH FIREARMS


10,061

-34.4% 




UNLAWFUL MANUFACTURE,  
POSSESSION, CARRYING, AND SALE OF  
FIREARMS AND EXPLOSIVES

6,796 OR 67.5% -14.9% 



ROBBERY

2,862 OR 28.4% -64.2% 



FIREARMS ARE MOST FREQUENTLY  
MISUSED IN THE CONTEXT OF  
CAUSING OF GENERAL DANGER

157 OR 1.6% -60% 

## KEY FACTS

17 CASES OF SERIOUS BODILY HARM  
RECORDED

62 CASES OF DEATHS CAUSED BY  
REVOLVERS AND SELF-LOADING PISTOLS

104 WOMEN KILLED BY THEIR INTIMATE  
PARTNERS

19 CASES OF DEATHS CAUSED BY  
ASSAULT RIFLES AND LIGHT MACHINE GUNS

41 CASES OF MURDER WITH FIREARMS

903 SUICIDES WERE COMMITTED WITH  
FIREARMS

## MYTH VS. FACT



MAJORITY OF FIREARM LICENSES ARE  
HELD BY MEN



FACT

MEN HELD 94.7% OF ALL  
FIREARMS LICENSES



MURDERS COMPOSE MOST FREQUENT  
FIREARM-RELATED CRIMINAL OFFENSES



MYTH

MURDERS COMPOSED ONLY 0.4%  
OF FIREARM-RELATED CRIMINAL  
OFFENSES



FIREARMS ARE THE MOST FREQUENTLY  
USED IN SUICIDE CASES



FACT

SUICIDES ACCOUNTED FOR 91.3%  
OF ALL FIREARM-RELATED DEATHS

# ONLINE PUBLIC SURVEY ON PERCEPTIONS ON THE USE, OWNERSHIP AND DANGERS OF FIREARMS



52% WOMEN

## 13,733

48% MEN



RESPONDENTS ACCESSED THE ONLINE PERCEPTION SURVEY



47% URBAN

38% WITH SECONDARY EDUCATION



20% RURAL

**63%** OF THE RESPONDENTS REPORTED THEY HAD NEVER HAD AN EXPERIENCE WITH A GUN

**73%** OF THE RESPONDENTS STATED THAT THEY WOULD NOT OWN A GUN

**27%** OF THE RESPONDENTS HAD DIRECT PERSONAL EXPERIENCE WITH A GUN

**65%** OF SURVEYED MEN AGED 16-24 STATED THAT THEY WOULD FEEL SAFER WITH A GUN AT HOME

**43%** OF SURVEYED MEN HAD SOME FORM OF PERSONAL EXPERIENCE WITH GUNS

**81%** OF SURVEYED WOMEN WOULD NOT OWN A GUN

## KEY FACTS

**51%** OF SURVEYED MEN WOULD OWN A GUN FOR "PROTECTION/SAFETY"

**40%** OF SURVEYED WOMEN SAID THAT HAVING A GUN AT HOME MADE THEM FEEL SAFER

**54%** OF SURVEYED WOMEN STATED THAT THEY DID NOT NEED A GUN

**68%** OF RESPONDENTS WHO HAD EXPERIENCED GUN VIOLENCE WITHIN THE PAST YEAR WOULD OWN A GUN

**92%** OF RESPONDENTS WHO SAID THEY WOULD FEEL LESS SAFE WITH A GUN AT HOME, WOULD NOT OWN A GUN

**17%** OF RESPONDENTS REPORTED HUNTING/SPORT AS A REASON TO OWN A GUN

## COMMUNITY SAFETY

**88%**

OF ALL RESPONDENTS ACKNOWLEDGED AWARENESS OF THE PENALTIES FOR ILLEGAL FIREARMS POSSESSION

**25%**

RESPONDENTS BELIEVED "MORE POLICE OR AUTHORITIES PRESENT" WOULD MAKE COMMUNITIES SAFER

**25%**

OF SURVEYED WOMEN BELIEVED THAT VIOLENCE AWARENESS CAMPAIGNS WOULD MAKE COMMUNITIES SAFER

**7%**

OF THE RESPONDENTS BELIEVED THAT "MORE PEOPLE OWNING GUNS TO PROTECT THEMSELVES" WOULD BE MOST EFFECTIVE IN MAKING COMMUNITIES SAFER



## GENDER, AGE AND SALW

**91.1%** OF WOMEN KILLED BY AN INTIMATE PARTNER WERE KILLED WITH FIREARMS

**43.3%** OF ALL VICTIMS OF FIREARM-RELATED HOMICIDES WERE MEN AGED 36-60

**96.6%** OF ALL FIREARM-RELATED CRIMINAL OFFENSES WERE COMMITTED BY MEN

**48.4%** OF ALL INJURED VICTIMS WERE MEN AGED 19-35

**88.1%** OF WOMEN WERE KILLED BY THEIR INTIMATE PARTNER

**63.2%** OF PERSONS KILLED BY FAMILY MEMBERS USING FIREARMS WERE WOMEN

**78.8%** OF THE VICTIMS OF FIREARM-RELATED HOMICIDES WERE MEN



**42.4%** OF FIREARM-RELATED HOMICIDE VICTIMS WERE AGED 36-60

**83.4%** OF PERSONS INJURED WITH FIREARMS WERE MEN

**41.8%** OF THE REGISTERED FIREARMS IN 2016 WERE FOR HUNTING

## SALW AND DOMESTIC VIOLENCE

**31.2%** OF HOMICIDES COMMITTED BY A FAMILY MEMBER WERE COMMITTED WITH FIREARMS



**FAMILY-RELATED HOMICIDES OUT OF TOTAL HOMICIDES**

35.8%

64.2%

**VICTIMS OF INTIMATE PARTNER HOMICIDE**

11.9%

88.1%

**FIREARM-RELATED HOMICIDES, BY LOCATION SUCH AS HOME, APARTMENT AND YARD**

32.8%

61.1%



## REGIONAL WORKING GROUP

- DEVELOPING AND AGREEING ON A METHODOLOGY FOR A REGIONAL SALW SURVEY
- DISCUSSING, REVIEWING AND ADOPTING THE METHODOLOGY INSTRUMENTS



## UNDP SEESAC

- TECHNICAL SUPPORT
- METHODOLOGY AND DATA COLLECTION PROCESS
- QUALITY ASSURANCE
- ANALYSES OF DATA ON DISTRIBUTION AND IMPACT

# SALW SURVEY METHODOLOGY

## MINISTRY OF INTERIOR

- COORDINATING DATA COLLECTION PROCESS
- COLLECTION AND QUALITY CONTROL OF DATA ON DISTRIBUTION AND IMPACT



## ONLINE RANDOM DOMAIN INTERCEPT TECHNOLOGY

- DATA ON PUBLIC PERCEPTIONS REGARDING THE USE, POSSESSION, AND DANGERS OF FIREARMS



# SEESAC



South Eastern and Eastern Europe Clearinghouse for the Control of Small Arms and Light Weapons (SEESAC)

Bulevar Zorana Đinđića 64, 11000 Belgrade, Serbia  
Tel:+381 11 4155 300  
Fax:+381 11 4155 499  
E-mail: seesac@undp.org

[www.seesac.org](http://www.seesac.org)



*This project is funded by the European Union*

Working within the framework of:



Regional Cooperation Council