

# BOSNIA AND HERZEGOVINA SMALL ARMS AND LIGHT WEAPONS (SALW) SURVEY

## FAST FACTS

2012-2016

### THE PURPOSE OF SALW SURVEY

#### IDENTIFICATION OF TRENDS IN THE DISTRIBUTION OF SALW

The type, quantity, possession, distribution, legal/illegal trade, production and movement of SALW





#### IDENTIFICATION OF IMPACT OF SALW ON CITIZENS

Firearm-related incidents and their characteristics



#### IDENTIFICATION OF PUBLIC PERCEPTION ON SALW

Public perception regarding firearms use, ownership, violence, and community safety




#### SALW **POSITIVE** TRENDS 2012-2016

**34.6%** **DECREASE** IN THE NUMBER OF MURDERS  
(26 TO 17)

**374%** **INCREASE** IN VOLUNTARILY SURRENDERED  
SALW (666 TO 3,161)

**45.7%** **DECREASE** IN FIREARM-RELATED CRIMINAL  
OFFENSE (1,667 TO 905)



#### SALW **NEGATIVE** TRENDS 2012-2016

**11.4%** **INCREASE** IN FIREARM-RELATED SUICIDES  
(140 TO 156)


**45%** **DECREASE** IN NUMBER OF SEIZED  
FIREARMS (20 TO 11)

**55.5%** **INCREASE** IN TRAFFICKED FIREARMS  
(9 TO 14)

# SALW DISTRIBUTION

TRENDS  
2012-2016

TOTAL NUMBER OF FIREARMS HELD BY INSTITUTIONS, CIVILIANS AND PRIVATE ENTITIES **376,151** IN **2016** **20.8%**




TOTAL NUMBER OF **FIREARMS HELD BY CIVILIANS**

**290,720** OR **77.3%** **26.7%**



TOTAL NUMBER OF **FIREARMS HELD BY INSTITUTIONS**

**80,604** OR **21.4%** **1.9%**



TOTAL NUMBER OF **FIREARMS HELD BY PRIVATE ENTITIES**

**4,827** OR **1.3%** **58.2%**

## KEY FACTS

**2,462** CASES OF ILLEGAL POSSESSION OF FIREARMS RECORDED

**2,712** FIREARMS LEGALIZED

**30,081** OF SURPLUS SALW DESTROYED

**85** FIREARMS SEIZED

**8,727** OF VOLUNTARILY SURRENDERED SALW

**25,708,366** SURPLUS SALW AMMUNITION DESTROYED

## MYTH VS. FACT




MAJORITY OF FIREARM LICENSES ARE HELD BY MEN



FACT

**MEN HELD 98.5% OF ALL FIREARM LICENSES**

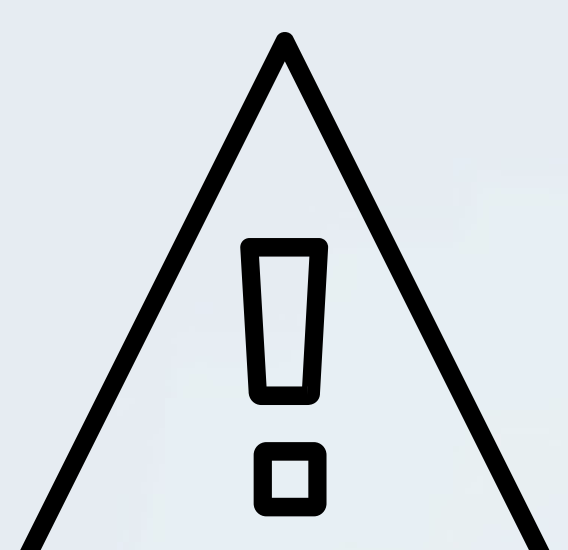


PRIVATE SECURITY COMPANIES HELD THE MAJORITY OF FIREARMS



MYTH

**SALES SHOPS HELD THE OVERWHELMING MAJORITY OF FIREARMS WITH 51.6%**



SELF-DEFENCE IS THE MOST CITED REASON FOR HOLDING FIREARMS



MYTH

**44.7% OF INDIVIDUALS WHO HELD FIREARMS LICENSES CITED HUNTING AS A REASON**


# IMPACT OF SALW

TRENDS  
2012-2016

REGISTERED CRIMINAL OFFENSES COMMITTED  
WITH FIREARMS


5,616

-45.7% 



UNLAWFUL MANUFACTURE,  
POSSESSION, CARRYING, AND SALE OF  
FIREARMS AND EXPLOSIVES

2,456 OR 43.7% -29% 



ROBBERY

1,608 OR 28.7% -62% 



CAUSING OF GENERAL DANGER

769 OR 13.7% -40% 

## KEY FACTS

120 CASES OF LIGHT BODILY HARM  
RECORDED

245 CASES OF INJURIES WITH FIREARMS

FIREARMS CAUSED 29 ACCIDENTAL  
DEATHS

3,421 FIREARM-RELATED MISDEMEANORS  
WERE REPORTED

104 CASES OF MURDERS WITH FIREARMS  
RECORDED

806 SUICIDE CASES WITH FIREARMS  
RECORDED

## MYTH VS. FACT



CRIMINAL OFFENSES USUALLY  
ARE COMMITTED WITH ILLEGAL  
FIREARMS



FACT

95.7% OF FIREARM-RELATED  
CRIMINAL OFFENSES WERE  
COMMITTED WITH ILLEGAL FIREARMS



MAJORITY OF SUICIDES ARE  
COMMITTED WITH FIREARMS



FACT

82.8% OF SUICIDES WERE  
COMMITTED WITH FIREARMS



FIREARMS ARE THE MOST FREQUENT  
MEAN USED IN COMMITTING HOMICIDE



FACT

54.9% OF HOMICIDES WERE  
COMMITTED WITH FIREARMS

# ONLINE PUBLIC SURVEY ON PERCEPTIONS ON THE USE, OWNERSHIP AND DANGERS OF FIREARMS



52% WOMEN

## 7,408

RESPONDENTS ACCESSED THE ONLINE PERCEPTION SURVEY

48% MEN



43% URBAN

41% WORKING FULL-TIME



21% RURAL

**54%** OF THE RESPONDENTS REPORTED THEY HAD NEVER HAD AN EXPERIENCE WITH A GUN

**49%** OF MEN HAD SOME FORM OF DIRECT PERSONAL EXPERIENCE WITH A GUN

**37%** OF THE RESPONDENTS HAD PERSONALLY EXPERIENCED THE USE OF A GUN TO SOME DEGREE

**25%** OF WOMEN RESPONDED HAVING EXPERIENCED THE USE OF A GUN

**54%** OF THE RESPONDENTS AGED 65 AND OVER HAD THE GREATEST DIRECT EXPERIENCE WITH GUNS

**26%** OF SURVEYED MEN REPORTED THAT HAVE USED A GUN

## KEY FACTS

**71%** REPORTED THAT THEY WOULD NOT OWN A GUN

**53%** OF RESPONDENTS THAT HAD A GUN DIRECTED AT THEM BUT NEVER USED A GUN, WOULD OWN ONE

**73%** OF RESPONDENTS THAT LIVED IN A "VERY SAFE" OR "SAFE" NEIGHBORHOOD WOULD NOT OWN A GUN

**56%** OF WOMEN STATED THEY WOULD NOT OWN A GUN BECAUSE THEY DID NOT NEED ONE

**88%** OF RESPONDENTS WHO WOULD NOT OWN A GUN WERE WOMEN AGED 55-64 YEARS

**45%** OF RESPONDENTS THAT STATED THAT THEY WOULD OWN A GUN REPORTED THEY WOULD DO SO FOR "PROTECTION / SAFETY"

## COMMUNITY SAFETY

**5%**

OF RESPONDENTS BELIEVED THAT MORE PEOPLE OWNING GUNS WOULD BE MOST EFFECTIVE IN MAKING COMMUNITIES SAFER

**23%**

OF RESPONDENTS BELIEVED THAT "MORE POLICE OR AUTHORITIES PRESENT" WOULD BE MOST EFFECTIVE IN MAKING COMMUNITIES SAFER

**18%**

OF RESPONDENTS BELIEVED THAT PEOPLE GIVING UP THEIR GUNS WOULD BE MOST EFFECTIVE IN MAKING COMMUNITIES SAFER

**87%**

OF RESPONDENTS WERE AWARE OF THE PENALTIES FOR ILLEGAL POSSESSION OF GUNS

## GENDER, AGE AND SALW

**45.5%** OF WOMEN KILLED BY AN INTIMATE PARTNER WERE KILLED WITH FIREARMS

**56.3%** OF VICTIMS OF FIREARM-RELATED HOMICIDES WERE WOMEN AGED 19-35

**77%** OF THE VICTIMS OF FIREARM-RELATED HOMICIDES WERE MEN

**98.9%** OF ALL FIREARM-RELATED CRIMINAL OFFENSES WERE COMMITTED BY MEN

**34.1%** OF ALL VICTIMS KILLED BY FAMILY MEMBERS WITH FIREARMS WERE WOMEN

**48.9%** OF VICTIMS OF FIREARM-INFLICTED INJURIES WERE MEN AGED 19-35



**62.1%** OF ALL VICTIMS KILLED BY FAMILY MEMBERS WITH FIREARMS WERE MEN

**43.9%** OF VICTIMS OF FIREARM-RELATED HOMICIDES WERE MEN AGED 36-60

---

## SALW AND DOMESTIC VIOLENCE

**45.2%** OF ALL FAMILY-RELATED HOMICIDES ARE COMMITTED WITH FIREARMS



**FAMILY-RELATED HOMICIDES  
OUT OF TOTAL HOMICIDES**

15.5%

66.7%

**INTIMATE PARTNER HOMICIDES  
OUT OF TOTAL HOMICIDES**


1.6%

33.3%

**FIREARM-RELATED HOMICIDES,  
BY LOCATION SUCH AS HOME,  
APARTMENT AND YARD**

45.5%

71.4%



## REGIONAL WORKING GROUP

- DEVELOPING AND AGREEING ON A METHODOLOGY FOR A REGIONAL SALW SURVEY
- DISCUSSING, REVIEWING AND ADOPTING THE METHODOLOGY INSTRUMENTS

## UNDP SEESAC

- TECHNICAL SUPPORT
- METHODOLOGY AND DATA COLLECTION PROCESS
- QUALITY ASSURANCE
- ANALYSES OF DATA ON DISTRIBUTION AND IMPACT

# SALW SURVEY METHODOLOGY

## SALW COORDINATION BOARD

- COORDINATING DATA COLLECTION PROCESS
- COLLECTION AND QUALITY CONTROL OF DATA ON DISTRIBUTION AND IMPACT



## ONLINE RANDOM DOMAIN INTERCEPT TECHNOLOGY

- DATA ON PUBLIC PERCEPTIONS REGARDING THE USE, POSSESSION AND DANGERS OF FIREARMS

# SEESAC



South Eastern and Eastern Europe Clearinghouse for the Control of Small Arms and Light Weapons (SEESAC)

Bulevar Zorana Đinđića 64, 11000 Belgrade, Serbia  
Tel:+381 11 4155 300  
Fax:+381 11 4155 499  
E-mail: seesac@undp.org

[www.seesac.org](http://www.seesac.org)



*This project is funded by the European Union*

Working within the framework of:



Regional Cooperation Council