

SEESAC

South Eastern and Eastern Europe Clearinghouse
for the Control of Small Arms and Light Weapons



*Empowered lives.
Resilient nations.*

REGIONAL REPORT ON ARMS EXPORTS IN 2009



REGIONAL REPORT ON ARMS EXPORTS IN 2009

The South Eastern and Eastern Europe Clearinghouse for the Control of Small Arms and Light Weapons (SEESAC) has a mandate from the United Nations Development Programme and the Regional Cooperation Council to support all international and national stakeholders by strengthening national and regional capacity to control and reduce the proliferation and misuse of small arms and light weapons, and thus contribute to enhanced stability, security and development in South Eastern and Eastern Europe.

For further information contact:

Team Leader, SEESAC

Hadži Melentijeva 30

11000 Belgrade

Serbia

Tel: (+381) (11) 344 6353; 383 6972; 383 6974

Fax: (+381) (11) 344 6356

www.seesac.org

REGIONAL REPORT ON ARMS EXPORTS IN 2009, BELGRADE, 2011

ACKNOWLEDGEMENTS

The report was conceptualized and compiled by Mark Bromley, Senior Researcher with the Arms Transfers Programme at SIPRI. We would like to express our gratitude to the national authorities responsible for arms exports control in Albania, Bosnia and Herzegovina, Montenegro and Serbia who have made this report possible. The publication of the Regional Report on Arms Exports in 2009 was generously supported by Norway.



The views expressed in this report are those of the authors and do not necessarily represent those of the Regional Cooperation Council or the United Nations Development Programme. The designations employed and the presentation of material in this publication do not imply the expression of the Regional Cooperation Council or the United Nations Development Programme concerning 1) the legal status of any country, territory or area, or of its authorities or armed groups; or 2) the delineation of its frontiers or boundaries.

© SEESAC 2011 - All rights reserved

ISBN: 978-86-7728-158-8



INTRODUCTION

The possibility of producing a regional annual report on arms exports for South East Europe was discussed at EU outreach events in Serbia (December 2007) and Slovenia (May 2008). Under the auspices of SEESAC, an agreement was reached to produce a regional report at a conference in Montenegro (June 2009).

All states in the region have already produced national reports that contain detailed information on their arms exports. These national reports should remain the primary source of information on each country's arms exports.


The production of a regional annual report on arms exports is intended to help to consolidate the gains in transparency that have already been made in the region, while also demonstrating an ability and willingness to uphold the commitments associated with the Council Common Position 2008/944/CFSP defining common rules governing control of exports of military technology and equipment.

The report is a practical example of successful co-operation within the framework of the Regional Co-operation Council (RCC). Moreover, the report is evidence of the existing administrative capacity in the region and the desire to further comply with EU policies in the field of export controls.

The present report contains detailed information on arms exports of Albania, Bosnia and Herzegovina, Montenegro and Serbia during 2009. The methods of data collection and reporting format are based on those of the EU Annual Report on Arms Exports.

The report also presents data on transfers to United Nations-mandated or other international missions, contact information for the different ministries tasked with controlling transfers of conventional weapons, and details of regional activities in which at least two states in the region have participated.

The production of the regional report was made possible through the generous support of Norway.




ANNEX

Information on conventional arms exports by Albania, Bosnia and Herzegovina, Montenegro and Serbia in the period from 1 January to 31 December 2009

The attached tables contain the following information:

- A.I TABLES SETTING OUT EXPORTS PER DESTINATION, PER REGION AND WORLDWIDE
Figures are broken down by State, and where possible by EU Common Military List category (1), where (a) = number of licenses issued, (b) = value of licenses issued in Euros and (c) = the value of arms exports in Euros (2) (3) (4) (5) (6)
- A.II TABLE SHOWING EXPORTS TO UNITED NATIONS-MANDATED OR OTHER INTERNATIONAL MISSIONS IN 2009
- B. INFORMATION ON NATIONAL LEGISLATION RELEVANT TO ARMS EXPORT CONTROL
- C. TABLE OF REGIONAL ACTIVITIES IN WHICH STATES PARTICIPATED DURING 2009
- D. TABLE SHOWING INTERNET ADDRESSES AND CONTACT DETAILS OF NATIONAL AUTHORITIES RESPONSIBLE FOR ARMS EXPORT CONTROL

- 1 See page 9 below for brief descriptions of Military List categories.
- 2 In many cases, transfers of controlled goods may pass through two or more states covered by this report before being delivered to their final destination. For this reason, there is likely to be a considerable amount of 'double counting' in this report, with the same transfer being reported multiple times by different states. The report should not, therefore, be used to generate an estimate of the combined value of the region's arms exports.
- 3 To make the table more readable, nil values and/or the mention 'not available' are omitted, and empty rows deleted.
- 4 Concerning the Republic of Serbia:
The Annual Report of the Republic of Serbia includes, inter alia, data on arms exports broken down by export destination – i.e. the country of the buyer, together with the data on the end-user country - while data in the EU Annual Report is broken down only by end-user country. For this reason, data from the Annual Report of the Republic of Serbia may be different from the data published in the Regional Annual Report. The Republic of Serbia's national regulations allow for situations where a number of different products - which may cover a range of different control categories - are attached to one license. Such transfers have been marked with a single asterisk (*). Transfers in which the goods were delivered via another country in the region have been marked with two asterisks (**). Transfers in which the exports were allowed in accordance with exceptions in relevant UN SC Resolutions have been marked with three asterisks (***).
- 5 Concerning the former Yugoslav Republic of Macedonia:
The former Yugoslav Republic of Macedonia was again fully engaged with the process of producing this report and demonstrated a willingness and ability to collect and submit data. However, no arms export licenses were issued during 2009 and no arms exports took place.
- 6 Concerning the Republic of Montenegro:
Cases where a license has been issued in 2008 and utilized in 2009 have been marked with a hash sign (#)
- # Cases where a license has been issued in 2008 and utilized in 2009.
- * Cases where a number of different products - which may cover a range of different control categories - are attached to one license.
- ** Transfers in which the goods were delivered via another country in the region.
- *** Transfers in which the exports were allowed in accordance with exceptions in relevant UN SC Resolutions.



BRIEF DESCRIPTIONS OF EU COMMON MILITARY LIST CATEGORIES

(CF. OJ C 65 OF 23 FEBRUARY 2009 FOR THE FULL EU COMMON MILITARY LIST)

- ML1** Smooth-bore weapons with a calibre of less than 20 mm, other arms and automatic weapons with a calibre of 12,7 mm (calibre 0,50 inches) or less and accessories, and specially designed components therefor
- ML2** Smooth-bore weapons with a calibre of 20 mm or more, other weapons or armament with a calibre greater than 12,7 mm (calibre 0,50 inches), projectors and accessories, and specially designed components therefor
- ML3** Ammunition and fuse setting devices, and specially designed components therefor
- ML4** Bombs, torpedoes, rockets, missiles, other explosive devices and charges and related equipment and accessories, and specially designed components therefor
- ML5** Fire control, and related alerting and warning equipment, and related systems, test and alignment and countermeasure equipment, specially designed for military use, and specially designed components and accessories therefor
- ML6** Ground vehicles and components.
- ML7** Chemical or biological toxic agents, "riot control agents", radioactive materials, related equipment, components and materials
- ML8** "Energetic materials", and related substances
- ML9** Vessels of war, (surface or underwater) special naval equipment, accessories, components and other surface vessels
- ML10** "Aircraft", "lighter than air vehicles", unmanned airborne vehicles, aero-engines and "aircraft" equipment, related equipment and components, specially designed or modified for military use.
- ML11** Electronic equipment, not controlled elsewhere on the EU Common Military List, and specially designed components therefor
- ML12** High velocity kinetic energy weapon systems and related equipment, and specially designed components therefor.
- ML13** Armoured or protective equipment, constructions and components
- ML14** Specialized equipment for military training or for simulating military scenarios, simulators specially designed for training in the use of any firearm or weapon specified by ML1 or ML2, and specially designed components and accessories therefor
- ML15** Imaging or countermeasure equipment, specially designed for military use, and specially designed components and accessories therefor
- ML16** Forgings, castings and other unfinished products the use of which in a controlled product is identifiable by material composition, geometry or function, and which are specially designed for any products controlled by ML1 to ML4, ML6, ML9, ML10, ML12 or ML19
- ML17** Miscellaneous equipment, materials and "libraries", and specially designed components therefor
- ML18** Production equipment and components of products referred to in the EU Common Military List
- ML19** Directed energy weapon systems (DEW), related or countermeasure equipment and test models, and specially designed components therefor
- ML20** Cryogenic and "superconductive" equipment, and specially designed components and accessories therefor
- ML21** "Software" specially designed or modified for the "development", "production" "use" of equipment or materials controlled by the EU Common Military List
- ML22** "Technology" for the "development", "production" or "use" of items controlled in the EU Common Military List

The latest version of the EU Military List is available at [←http://www.consilium.europa.eu/eeas/foreign-policy/non-proliferation,-disarmament-and-export-control-/security-related-export-controls-ii.aspx?lang=en→](http://www.consilium.europa.eu/eeas/foreign-policy/non-proliferation,-disarmament-and-export-control-/security-related-export-controls-ii.aspx?lang=en)

TABLE A.I

TABLES SETTING OUT EXPORTS PER DESTINATION, PER REGION AND WORLD WIDE

EXPORTS PER DESTINATION	10
EXPORTS PER REGION:	
Central America and the Caribbean	54
(Antigua and Barbuda, Bahamas, Barbados, Belize, Costa Rica, Cuba, Dominica, Dominican Republic, El Salvador, Grenada, Guatemala, Haiti, Honduras, Jamaica, Mexico, Nicaragua, Panama, Saint Kitts and Nevis, Saint Lucia, Saint Vincent and Grenadines, Trinidad and Tobago)	
Central Asia	54
(Kazakhstan, Kyrgyzstan, Tajikistan, Turkmenistan, Uzbekistan)	
European Union	55
(Austria, Belgium, Bulgaria, Cyprus, Czech Republic, Denmark; Denmark (Greenland), Denmark (Faeroes), Estonia, Finland, France, France (French Polynesia), France (Mayotte), France (New Caledonia), Germany, Greece, Hungary, Ireland, Italy, Latvia, Lithuania, Luxembourg, Malta, Netherlands, Netherlands (Aruba), Netherlands (Netherlands Antilles), Poland, Portugal, Romania, Slovakia, Slovenia, Spain, Sweden, United Kingdom, United Kingdom (Bermuda), United Kingdom (Cayman Islands), United Kingdom (Channel Islands), United Kingdom (Gibraltar), United Kingdom (St Helena), United Kingdom (Turcs and Caicos Islands)	
Middle East	56
(Bahrain, Egypt, Iran, Iraq, Israel, Jordan, Kuwait, Lebanon, Oman, Palestinian controlled territories, Qatar, Saudi Arabia, Syria, United Arab Emirates, Yemen)	
North Africa	57
(Algeria, Libya, Morocco, Tunisia)	
North America	58
(Canada, United States)	
Oceania	58
(Australia, Fiji, Kiribati, Marshall Islands, Micronesia (Fed. States of), Nauru, New Zealand, Palau, Papua New Guinea, Samoa, Solomon Islands, Tonga, Tuvalu, Vanuatu)	
Other European Countries	59
(Albania, Andorra, Armenia, Azerbaijan, Belarus, Bosnia and Herzegovina, Croatia, Georgia, Holy See, Iceland, Liechtenstein, the former Yugoslav Republic of Macedonia, Republic of Moldova, Monaco, Montenegro, Norway, Russian Federation, Serbia, St Marino, Switzerland, Turkey, Ukraine)	

South America	61
(Argentina, Bolivia, Brazil, Chile, Colombia, Ecuador, Guyana, Paraguay, Peru, Suriname, Uruguay, Venezuela)	
South Asia	62
(Afghanistan, Bangladesh, Bhutan, India, Maldives, Nepal, Pakistan, Sri Lanka)	
South East Asia	63
(Brunei, Cambodia, Indonesia, Laos, Malaysia, Myanmar, Philippines, Singapore, Thailand, Timor Leste, Vietnam)	
Sub-Saharan Africa	63
(Angola, Benin, Botswana, Burkina Faso, Burundi, Cameroon, Cape Verde, Central African Republic, Chad, Comoros, Congo (Republic of), Congo (Democratic Republic of), Djibouti, Equatorial Guinea, Eritrea, Ethiopia, Gabon, Gambia, Ghana, Guinea, Guinea-Bissau, Ivory Coast, Kenya, Lesotho, Liberia, Madagascar, Malawi, Mali, Mauritania, Mauritius, Mozambique, Namibia, Niger, Nigeria, Rwanda, Sao Tome and Principe, Senegal, Seychelles, Sierra Leone, Somalia, South Africa, Sudan, Swaziland, Tanzania, Togo, Uganda, Zambia, Zimbabwe)	
EXPORTS WORLD WIDE	64

For presentational reasons, zero values have been omitted and where convenient empty rows and lines deleted.

ARMS EXPORTS PER DESTINATION IN 2009

AFGHANISTAN							
	ML 1	ML 2	ML 3	ML 4	ML 10	TOTAL per destination	
Bosnia and Herzegovina	a		1	1		2	
	b		357 923	641 880		999 803	
	c		357 923	599 158		957 081	
Montenegro	a	4			1	5	
	b	1 188 713			47 964	1 236 677	
	c	1 188 713	552 574	61 355	47 964	1 850 606	
Serbia(**)	a	6	4			10	
	b	10 156 946	1 300 088			11 457 034	
	c	5 788 270	895 213			6 683 483	
TOTAL PER ML category	a	10	5	1	1	17	
	b	11 345 659	1 658 011	641 880	47 964	13 693 514	
	c	6 976 983	552 574	599 158	47 964	9 491 170	

(**) Transfers in which the goods were delivered via another country in the region.

Key | a = number of licenses issued

| b = value of licenses issued in Euros

| c = value of arms exports in Euros

Key | a = number of licenses issued

| b = value of licenses issued in Euros

| c = value of arms exports in Euros

ALBANIA			
	ML 3	TOTAL per destination	
Bosnia and Herzegovina	a	1	1
	b	11 400	11 400
	c	11 400	11 400
Montenegro	a	1	1
	b	11 970	11 970
	c	11 970	11 970
TOTAL PER ML category	a	2	2
	b	23 370	23 370
	c	23 370	23 370

ALGERIA					
	ML 1	ML 3	ML 8	ML 22	TOTAL per destination
Serbia(*)	a	1	3	1	5
	b	1 475	396 512	277	57 193
	c	1 475	853 092	277	854 844
TOTAL PER ML category	a	1	3	1	5
	b	1 475	396 512	277	57 193
	c	1 475	853 092	277	854 844

(*) Cases where a number of different products - which may cover a range of different control categories - are attached to one license.

ANGOLA			
	ML 3	TOTAL per destination	
Serbia	a	1	1
	b	1 001 574	1 001 574
	c	1 001 574	1 001 574
TOTAL PER ML category			
	a	1	1
	b	1 001 574	1 001 574
	c	1 001 574	1 001 574

ARMENIA							
	ML 1	ML 2	ML 3	ML 4	ML 10	TOTAL per destination	
Montenegro	a	3	1	2	2	9	
	b	151 310	490 139	20 569	1 581 557	618 042	2 861 617
	c	347 796	347 796	20 569	795 862	114 116	1 278 343
TOTAL PER ML category							
	a	3	1	2	2	9	
	b	151 310	490 139	20 569	1 581 557	618 042	2 861 617
	c	347 796	347 796	20 569	795 862	114 116	1 278 343

Key | a = number of licenses issued

| b = value of licenses issued in Euros

| c = value of arms exports in Euros

Key | a = number of licenses issued | b = value of licenses issued in Euros | c = value of arms exports in Euros

AUSTRIA						
	ML 1	ML 3	ML 4	ML 8	TOTAL per destination	
Bosnia and Herzegovina	a	3			3	
	b	330 845			330 845	
	c	103 959			103 959	
Montenegro	a					
	b					
	c	10 000 #			10 000	
Serbia(*)	a	3	2	1	2	8
	b	96 462	280 700	157 260	63 330	597 752
	c	57 909	192 500	157 260	77 750	485 419
TOTAL PER ML category	a	3	5	1	2	11
	b	96 462	611 545	157 260	63 330	928 597
	c	67 909	296 459	157 260	77 750	599 378

Cases where a license has been issued in 2008 and utilized in 2009.

(*) Cases where a number of different products - which may cover a range of different control categories - are attached to one license.

AZERBAIJAN		
	ML 10	TOTAL per destination
Montenegro	a	1
	b	53 976
	c	53 976
TOTAL PER ML category	a	1
	b	53 976
	c	53 976

AUSTRALIA			
	ML 3	ML 3	TOTAL per destination
Serbia	a	3	3
	b	510 470	510 470
	c	237 675	237 675
TOTAL PER ML category			
	a	3	3
	b	510 470	510 470
	c	237 675	237 675

BAHRAIN			
	ML 1	ML 13	TOTAL per destination
Serbia	a	1	2
	b	11 000	494 400
	c	11 000	494 400
TOTAL PER ML category			
	a	1	2
	b	11 000	494 400
	c	11 000	494 400

Key | a = number of licenses issued

| b = value of licenses issued in Euros

| c = value of arms exports in Euros

Key | a = number of licenses issued | b = value of licenses issued in Euros | c = value of arms exports in Euros

BANGLADESH									
	ML 2	ML 3	ML 4	ML 17	ML 18	ML 22	TOTAL per destination		
Bosnia and Herzegovina	a	1					1		1
	b	36 350					36 350		36 350
	c	36 350					36 350		36 350
Serbia(*)	a	1	1	1	1		4		4
	b	94 148	282 925	2 931 131	3 103	2 000	3 313 307		3 313 307
	c	94 148	70 985	81 583	28	2 000	248 744		248 744
TOTAL PER ML category	a	2	1	1	1		5		5
	b	130 498	282 925	2 931 131	3 103	2 000	3 349 657		3 349 657
	c	130 498	70 985	81 583	28	2 000	285 094		285 094

(*) Cases where a number of different products - which may cover a range of different control categories - are attached to one license.

BELGIUM				
	ML 3	ML 8	TOTAL per destination	
Bosnia and Herzegovina	a	3	3	3
	b	311 861	311 861	311 861
	c	310 686	310 686	310 686
Serbia	a	9	1	10
	b	13 707 728	67 240	13 774 968
	c	3 086 927	3 086 927	3 086 927
TOTAL PER ML category	a	12	1	13
	b	14 019 589	67 240	14 086 829
	c	3 397 613	3 397 613	3 397 613

BOSNIA AND HERZEGOVINA							
	ML 1	ML 3	ML 6	ML 8	ML 22	TOTAL per destination	
Montenegro							
a		1		1		2	
b		2 314		339 750		342 064	
c				147 225		147 225	
Serbia							
a	5	5	1	3	1	15	
b	436 172	245 871	45 929	785 414	647	1 514 034	
c	147 080	244 751	45 929	103 037		540 797	
TOTAL PER ML category							
a	5	6	1	4	1	17	
b	436 172	248 185	45 929	1 125 164	647	1 856 098	
c	147 080	244 751	45 929	250 262		688 022	

BRAZIL		
	ML 3	TOTAL per destination
Serbia		
a	2	2
b	115 440	115 440
c	57 720	57 720
TOTAL PER ML category		
a	2	2
b	115 440	115 440
c	57 720	57 720

Key | a = number of licenses issued

| b = value of licenses issued in Euros

| c = value of arms exports in Euros

Key | a = number of licenses issued | b = value of licenses issued in Euros | c = value of arms exports in Euros

BULGARIA						
	ML 1	ML 2	ML 3	ML 8	TOTAL per destination	
Bosnia and Herzegovina	a	1	1		2	
	b	27 000	384 800		411 800	
	c	1 080			1 080	
Serbia	a	3	1	7	11	22
	b	20 378	22 756	1 740 781	8 917 197	10 701 111
	c	20 378	22 756	490 566	2 503 559	3 037 259
TOTAL PER ML category	a	3	2	8	11	24
	b	20 378	49 756	2 125 581	8 917 197	11 112 911
	c	20 378	23 836	490 566	2 503 559	3 038 339

BURKINA FASO			
	ML 1	ML 22	TOTAL per destination
Serbia(*)	a	1	1
	b	14 022	974
	c	14 022	974
TOTAL PER ML category	a	1	1
	b	14 022	974
	c	14 022	974

(*) Cases where a number of different products - which may cover a range of different control categories - are attached to one license.

BURUNDI					
	ML 1	ML 3	ML 4	TOTAL per destination	
Montenegro	a	3	1	1	5
	b	82 198	25 513	7 152	114 863
	c	82 198	25 513	7 152	114 863
TOTAL PER ML category	a	3	1	1	5
	b	82 198	25 513	7 152	114 863
	c	82 198	25 513	7 152	114 863

CAMEROON					
	ML 1	ML 3	TOTAL per destination		
Serbia	a	3	7	10	
	b	1 221 252	4 386 904	5 608 156	
	c	486 917	2 841 604	3 328 521	
TOTAL PER ML category	a	3	7	10	
	b	1 221 252	4 386 904	5 608 156	
	c	486 917	2 841 604	3 328 521	

CANADA					
	ML 1	ML 3	TOTAL per destination		
Serbia	a	5	2	7	
	b	131 838	532 464	664 302	
	c	3 375	109 189	112 565	
TOTAL PER ML category	a	5	2	7	
	b	131 838	532 464	664 302	
	c	3 375	109 189	112 565	

Key | a = number of licenses issued

| b = value of licenses issued in Euros

| c = value of arms exports in Euros

Key | a = number of licenses issued | b = value of licenses issued in Euros | c = value of arms exports in Euros

CHAD				
	ML 4	TOTAL per destination		
Montenegro	a	1	1	
	b	560 960	560 960	
	c	560 960	560 960	
Serbia	a			
	b			
	c	654 772	654 772	
TOTAL PER ML category	a	2	2	
	b	560 960	560 960	
	c	1 215 732	1 215 732	

CHILE				
	ML 3	ML 8	ML 18	TOTAL per destination
Bosnia and Herzegovina	a	2		2
	b	328 070		328 070
	c	328 070		328 070
Serbia	a	1	1	3
	b	541 062	84 510	998 152
	c	541 062	84 510	1 137 332
TOTAL PER ML category	a	3	1	5
	b	869 132	84 510	998 152
	c	869 132	84 510	1 137 332

CONGO (REPUBLIC OF)				
	ML 1	ML 3	TOTAL per destination	
Serbia(*) (***)	a	1	1	
	b	5 567	47 321	52 888
	c	5 567	47 321	52 888
TOTAL PER ML category	a	1	1	
	b	5 567	47 321	52 888
	c	5 567	47 321	52 888

(*) Cases where a number of different products - which may cover a range of different control categories - are attached to one license.
 (***) Transfers in which the exports were allowed in accordance with exceptions in relevant UN SC Resolutions .

COSTA RICA				
	ML 1	TOTAL per destination		
Serbia	a	4	4	
	b	56 345	56 345	
	c	16 465	16 465	
TOTAL PER ML category	a	4	4	
	b	56 345	56 345	
	c	16 465	16 465	

Key | a = number of licenses issued

| b = value of licenses issued in Euros

| c = value of arms exports in Euros

Key | a = number of licenses issued | b = value of licenses issued in Euros | c = value of arms exports in Euros

CROATIA						
	ML 1	ML 3	ML 8	TOTAL per destination		
Bosnia and Herzegovina	a	6		6		
	b	160 977		160 977		
	c	151 477		151 477		
Montenegro	a		1	1		
	b		226 600	226 600		
	c		226 600	226 600		
Serbia	a	1	7	8		
	b	10 935	288 708	299 643		
	c	8 793	323 128	331 921		
TOTAL PER ML category	a	1	13	15		
	b	10 935	449 685	687 220		
	c	8 793	474 605	709 998		

CYPRUS			
	ML 2	TOTAL per destination	
Bosnia and Herzegovina	a	1	1
	b	474	474
	c	474	474
Serbia	a	4	4
	b	19 688	19 688
	c	9 518	9 518
TOTAL PER ML category	a	5	5
	b	20 162	20 162
	c	9 992	9 992

CZECH REPUBLIC						
	ML 1	ML 3	ML 6	TOTAL per destination		
Bosnia and Herzegovina	a	4			4	
	b	361 439		361 439		
	c	242 999		242 999		
Serbia	a	2	1		3	
	b	263 115	173 318	436 433		
	c	843 358		843 358		
TOTAL PER ML category	a	2	4	1	7	
	b	263 115	361 439	173 318	797 872	
	c	843 358	242 999		1 086 357	

DENMARK				
	ML 1	ML 3	TOTAL per destination	
Bosnia and Herzegovina	a	1		1
	b	205	205	
	c	205	205	
Serbia	a	1		1
	b	7 422	7 422	
	c	2 980	2 980	
TOTAL PER ML category	a	1	1	2
	b	7 422	205	7 627
	c	2 980	205	3 185

Key | a = number of licenses issued

| b = value of licenses issued in Euros

| c = value of arms exports in Euros

Key | a = number of licenses issued | b = value of licenses issued in Euros | c = value of arms exports in Euros

ECUADOR			
	ML 3	TOTAL per destination	
Bosnia and Herzegovina	a 1	1	
	b 5 746	5 746	
	c		
Serbia	a 2	2	
	b 348 611	348 611	
	c 591 735	591 735	
TOTAL PER ML category	a 3	3	
	b 354 357	354 357	
	c 591 735	591 735	

EGYPT										
	ML 1	ML 2	ML 3	ML 4	ML 5	ML 8	ML 10	ML 21	ML 22	TOTAL per destination
Montenegro	a 1	1	1				1			1
	b 661	106 513	360	1 746 270	140 626	1 995 819	17 835	116 793	236 175	17 835
	c 661	66 042	0	108 123	137 404	205 282	17 835	57 222	229 625	17 835
Serbia(*)	a 1	1	1	2	2	1		1	3	12
	b 661	106 513	360	1 746 270	140 626	1 995 819		116 793	236 175	4 343 217
	c 661	66 042	0	108 123	137 404	205 282		57 222	229 625	804 360
Bosnia and Herzegovina	a 2	2								2
	b 958 280									958 280
	c 610 880									610 880
TOTAL PER ML category	a 1	1	3	2	2	1	1	1	3	15
	b 661	106 513	958 640	1 746 270	140 626	1 995 819	17 835	116 793	236 175	5 319 332
	c 661	66 042	610 880	108 123	137 404	205 282	17 835	57 222	229 625	1 433 075

(*) Cases where a number of different products - which may cover a range of different control categories - are attached to one license.

EQUATORIAL GUINEA						
	ML 1	ML 2	ML 3	ML 4	ML 10	TOTAL per destination
Montenegro				2		2
				184 065		184 065
		24 044 #	472 500 #	184 065	193 560 #	874 169
Serbia	1		1			2
	1 475 308		451 291			1 926 599
	1 486 918					1 486 918
TOTAL PER ML category	a 1		1	2		4
	b 1 475 308		451 291	184 065		2 110 664
	c 1 486 918	24 044	472 500	184 065	193 560	2 361 087

Cases where a license has been issued in 2008 and utilized in 2009

FINLAND		
	ML 3	TOTAL per destination
Serbia	1	1
	21 470	21 470
	21 470	21 470
TOTAL PER ML category	a 1	1
	b 21 470	21 470
	c 21 470	21 470

Key | a = number of licenses issued

| b = value of licenses issued in Euros

| c = value of arms exports in Euros

Key | a = number of licenses issued | b = value of licenses issued in Euros | c = value of arms exports in Euros

THE FORMER YUGOSLAV REPUBLIC OF MACEDONIA

	ML 1	ML 3	ML 4	ML 7	ML 8	ML 10	ML 17	ML 22	TOTAL per destination
Bosnia and Herzegovina	a	2							2
	b	52 636							52 636
	c	52 636							52 636
Montenegro	a		1			1			2
	b		7 245			6 600			13 845
	c		7 245			6 600			13 845
Serbia	a	2	2	1	1		1	1	14
	b	52 386	60 647	259 552	39 666		4 490	39 000	672 095
	c	56 286	60 647	259 552			4 490	39 000	590 408
TOTAL PER ML category	a	2	3	1	1	1	1	1	18
	b	52 386	67 892	259 552	39 666	6 600	4 490	39 000	738 576
	c	56 286	67 892	259 552		6 600	4 490	39 000	656 889

FRANCE

	ML 1	ML 2	ML 3	TOTAL per destination
Bosnia and Herzegovina	a		1	1
	b		70 700	70 700
	c		70 700	70 700
Serbia(*)	a	3	1	4
	b	125 415	1 536 400	1 662 573
	c	118 240	262 600	381 598
TOTAL PER ML category	a	3	2	5
	b	125 415	1 607 100	1 733 273
	c	118 240	333 300	452 298

(*) Cases where a number of different products - which may cover a range of different control categories - are attached to one license.

GERMANY						
		ML 1	ML 3	TOTAL per destination		
Bosnia and Herzegovina	a	1	6	7		
	b	50	1 353 203	1 353 253		
	c	1 778 903	1 778 903	1 778 903		
Montenegro	a	1		1		
	b	22 672		22 672		
	c	22 672		22 672		
Serbia	a	3	5	8		
	b	70 245	4 172 503	4 242 748		
	c	67 180	511 142	578 322		
TOTAL PER ML category	a	5	11	16		
	b	92 967	5 525 706	5 618 673		
	c	89 852	2 290 045	2 379 897		

GHANA			
	ML 1	TOTAL per destination	
Serbia	a	1	1
	b	7 342	7 342
	c	7 342	7 342
TOTAL PER ML category	a	1	1
	b	7 342	7 342
	c	7 342	7 342

Key | a = number of licenses issued

| b = value of licenses issued in Euros

| c = value of arms exports in Euros

Key | a = number of licenses issued | b = value of licenses issued in Euros | c = value of arms exports in Euros

GREECE			
	ML 3	TOTAL per destination	
Bosnia and Herzegovina	a	4	4
	b	142 226	142 226
	c	142 226	142 226
TOTAL PER ML category	a	4	4
	b	142 226	142 226
	c	142 226	142 226

GUATEMALA			
	ML 1	ML 3	TOTAL per destination
Serbia	a	1	1
	b	92 980	173 314
	c	173 314	173 314
TOTAL PER ML category	a	1	1
	b	92 980	173 314
	c	173 314	173 314

GUINEA			
	ML 10	TOTAL per destination	
Serbia	a	1	1
	b	245 000	245 000
	c		
TOTAL PER ML category	a	1	1
	b	245 000	245 000

HUNGARY				
	ML 3	ML 8	TOTAL per destination	
Bosnia and Herzegovina	2			2
	508 910			508 910
	170 280			170 280
Serbia		1		1
		943 835		943 835
		139 800		139 800
TOTAL PER ML category	a	2	1	3
	508 910	943 835		1 452 745
	170 280	139 800		310 080

INDONESIA				
	ML 1	ML 3	TOTAL per destination	
Serbia		6		8
	4 081	720 498		724 580
	4 081	1 810 399		1 814 480
TOTAL PER ML category	a	2	6	8
	4 081	720 498		724 580
	4 081	1 810 399		1 814 480

Key | a = number of licenses issued

| b = value of licenses issued in Euros

| c = value of arms exports in Euros

Key | a = number of licenses issued | b = value of licenses issued in Euros | c = value of arms exports in Euros

IRAQ									
	ML 1	ML 2	ML 3	ML 4	ML 5	ML 18	TOTAL per destination		
Montenegro									
a									
b									
c			45 578 #				45 578		16
Serbia(*) (**) (***)	7	6	2			1			
a	3 705 598	7 377 509	1 005 336	31 155 871	967 783	167 016	44 379 113		
b	2 747 083	5 308 287	562 680	36 281 251	21 929	167 016	45 088 247		
c									
Bosnia and Herzegovina	1								1
a									
b	348 360						348 360		
c	348 360						348 360		
TOTAL PER ML category	7	7	2			1			17
a	3 705 598	7 377 509	1 353 696	31 155 871	967 783	167 016	44 727 473		
b	2 747 083	5 308 287	911 040	36 326 829	21 929	167 016	45 482 185		
c									
# Cases where a license has been issued in 2008 and utilized in 2009.									
[*] Cases where a number of different products - which may cover a range of different control categories - are attached to one license.									
[**] Transfers in which the goods were delivered via another country in the region.									
[***] Transfers in which the exports were allowed in accordance with exceptions in relevant UN SC Resolutions.									

ISRAEL							TOTAL per destination
	ML 1	ML 3	ML 4	ML 8	ML 16		
Montenegro	3					3	
	17 191						17 191
	28 353 #						28 353
Serbia(**)	2	3	1	1	1	8	
	7 025	196 684	120 739	12 000	57 863	394 310	
	3 340	95 600	31 392		48 147	178 479	
TOTAL PER ML category	5	3	1	1	1	11	
	24 216	196 684	120 739	12 000	57 863	411 501	
	31 693	95 600	31 392		48 147	206 832	
# Cases where a license has been issued in 2008 and utilized in 2009.							
(**) Transfers in which the goods were delivered via another country in the region have been marked with two asterisks.							

Key | a = number of licenses issued

| b = value of licenses issued in Euros

| c = value of arms exports in Euros

Key | a = number of licenses issued | b = value of licenses issued in Euros | c = value of arms exports in Euros

ITALY						
	a	ML 1	ML 3	ML 4	TOTAL per destination	
Bosnia and Herzegovina	a	1			1	
	b		45 454		45 454	
	c		45 454		45 454	
Montenegro	a	1			1	
	b	87 720			87 720	
	c	87 720			87 720	
Serbia(*)	a	4	2		6	
	b	867 325	14 223 116	259 902	15 350 343	
	c	66 070	280 293		346 363	
TOTAL PER ML category	a	5	4		9	
	b	955 045	14 268 570	259 902	15 483 517	
	c	153 790	325 747		479 537	

(*) Cases where a number of different products - which may cover a range of different control categories - are attached to one license.

JORDAN						
	a	ML 1	ML 3	TOTAL per destination		
Bosnia and Herzegovina	a		1	1		
	b		1 601 921	1 601 921		
	c		1 601 921	1 601 921		
Serbia	a	3		3		
	b	107 184		107 184		
	c	101 898		101 898		
TOTAL PER ML category	a	3	1	4		
	b	107 184	1 601 921	1 709 105		
	c	101 898	1 601 921	1 703 819		

KAZAKHSTAN			
	ML 10	TOTAL per destination	
Montenegro	a	2	2
	b	99 633	99 633
	c	99 633	99 633
TOTAL PER ML category	a	2	2
	b	99 633	99 633
	c	99 633	99 633

KENYA						
	ML 2	ML 3	ML 5	ML 6	TOTAL per destination	
Serbia(*)	a	1	1		2	
	b	7 902 386	644 648	452 367	2 164 866	11 164 267
	c		644 648		644 648	
TOTAL PER ML category	a	1	1		2	
	b	7 902 386	644 648	452 367	2 164 866	11 164 267
	c		644 648		644 648	

(*) Cases where a number of different products - which may cover a range of different control categories - are attached to one license.

Key | a = number of licenses issued

| b = value of licenses issued in Euros

| c = value of arms exports in Euros

Key | a = number of licenses issued | b = value of licenses issued in Euros | c = value of arms exports in Euros

KUWAIT						
	ML 3	ML 6	ML 22	TOTAL per destination		
Bosnia and Herzegovina	1			1		
	a			1		
	b	440 906		440 906		
	c	440 906		440 906		
Serbia						
	a					
	b					
	c	3 950	48 010	51 960		
TOTAL PER ML category	a	1		1		
	b	440 906		440 906		
	c	440 906	3 950	48 010	492 866	

LEBANON			
	ML 4	TOTAL per destination	
Serbia (***)	1	1	
	a	1	
	b	22 269	22 269
	c	22 269	22 269
TOTAL PER ML category	a	1	1
	b	22 269	22 269
	c	22 269	22 269

(***) Transfers in which the exports were allowed in accordance with exceptions in relevant UN SC Resolutions .

LIBERIA			
	ML 3	TOTAL per destination	
Serbia(***)	a	1	1
	b	19 221	19 221
	c		
TOTAL PER ML category	a	1	1
	b	19 221	19 221
	c		

(***) Transfers in which the exports were allowed in accordance with exceptions in relevant UN SC Resolutions.

LIBYA						
	ML 1	ML 10	ML 13	ML 22	TOTAL per destination	
Bosnia and Herzegovina	a	1			1	
	b	267 267			267 267	
	c	267 267			267 267	
Serbia	a	2	1	1	5	
	b	6 106 523	43 146	222 497	1 583 244	7 955 409
	c	1 113 760		222 497		1 336 257
TOTAL PER ML category	a	2	2	1	6	
	b	6 106 523	310 413	222 497	1 583 244	8 222 676
	c	1 113 760	267 267	222 497		1 603 524

Key | a = number of licenses issued

| b = value of licenses issued in Euros

| c = value of arms exports in Euros

Key | a = number of licenses issued | b = value of licenses issued in Euros | c = value of arms exports in Euros

LITHUANIA			
	ML 3	TOTAL per destination	
Bosnia and Herzegovina	a	3	3
	b	818 424	818 424
	c	818 424	818 424
TOTAL PER ML category	a	3	3
	b	818 424	818 424
	c	818 424	818 424

MALAYSIA			
	ML 6	TOTAL per destination	
Bosnia and Herzegovina	a	1	1
	b	334 535	334 535
	c	334 535	334 535
TOTAL PER ML category	a	1	1
	b	334 535	334 535
	c	334 535	334 535

MEXICO			
	ML 3	TOTAL per destination	
Serbia	a	1	1
	b	379 205	379 205
	c	305 322	305 322
TOTAL PER ML category	a	1	1
	b	379 205	379 205
	c	305 322	305 322

MONTENEGRO										
	ML 2	ML 3	ML 4	ML 7	ML 8	ML 10	ML 13	TOTAL per destination		
Albania	a	3						3		
	b	1 850 000						1 850 000		
	c	1 850 000						1 850 000		
Bosnia and Herzegovina	a	2		1				3		
	b	61 620		105 000				166 620		
	c	30 390		105 000				135 390		
Montenegro	a	1i						1		
	b	57 000						57 000		
	c									
Serbia(*)	a	4	2	2	4		3	15		
	b	1 750	213 271	38 412	45 684	894	174 760	570 234		
	c	1 750	111 828	38 412	45 684	894	73 360	363 085		
TOTAL PER ML category	a	9	2	2	4	2	3	22		
	b	1 750	2 124 891	38 412	45 684	162 894	174 760	2 643 854		
	c	1 750	1 992 218	38 412	45 684	105 894	73 360	2 348 475		

i Pertains to the temporary export of helicopters for the purpose of maintenance and modernization

(*) Cases where a number of different products - which may cover a range of different control categories - are attached to one license.

Key | a = number of licenses issued

| b = value of licenses issued in Euros

| c = value of arms exports in Euros

Key | a = number of licenses issued | b = value of licenses issued in Euros | c = value of arms exports in Euros

NAMIBIA				
	ML 1	ML 3	TOTAL per destination	
Serbia	a	1	1	2
	b	6 000	128 712	134 712
	c	6 000	126 911	132 911
TOTAL PER ML category	a	1	1	2
	b	6 000	128 712	134 712
	c	6 000	126 911	132 911

NETHERLANDS			
	ML 13	TOTAL per destination	
Serbia	a	3	3
	b	775 000	775 000
	c	160 601	160 601
TOTAL PER ML category	a	3	3
	b	775 000	775 000
	c	160 601	160 601

NEW ZEALAND			
	ML 3	TOTAL per destination	
Serbia	a	1	1
	b	167 600	167 600
	c		
TOTAL PER ML category	a	1	1
	b	167 600	167 600
	c		

NIGER			
	ML 3	TOTAL per destination	
Serbia	a	1	1
	b	191 373	191 373
	c		
TOTAL PER ML category			
	a	1	1
	b	191 373	191 373
	c		
NIGERIA			
	ML 3	TOTAL per destination	
Serbia	a	1	1
	b	167 016	167 016
	c	187 893	187 893
TOTAL PER ML category			
	a	1	1
	b	167 016	167 016
	c	187 893	187 893
NORWAY			
	ML 3	TOTAL per destination	
Serbia	a	1	1
	b	136 326	136 326
	c	136 326	136 326
TOTAL PER ML category			
	a	1	1
	b	136 326	136 326
	c	136 326	136 326

Key | a = number of licenses issued

| b = value of licenses issued in Euros

| c = value of arms exports in Euros

Key | a = number of licenses issued | b = value of licenses issued in Euros | c = value of arms exports in Euros

PAKISTAN							
	ML 1	ML 3	ML 4	ML 8	TOTAL per destination		
Bosnia and Herzegovina	a	2			2		
	b	314 360			314 360		
	c	2 360			2 360		
Serbia	a	20	3	7	1	31	
	b	761 798	55 351	132 508	32 500	982 158	
	c	189 271	29 049	98 300		316 620	
TOTAL PER ML category	a	20	5	7	1	33	
	b	761 798	369 711	132 508	32 500	1 296 518	
	c	189 271	31 409	98 300		318 980	

PARAGUAY		
	ML 3	TOTAL per destination
Serbia	a	2
	b	269 080
	c	269 080
TOTAL PER ML category	a	2
	b	269 080
	c	269 080

PHILIPPINES				
	ML 3	ML 4	TOTAL per destination	
Bosnia and Herzegovina	a	1	1	1
	b	283 319	283 319	283 319
	c	283 319	283 319	283 319
Montenegro	a			
	b			
	c	1 225 728 #	1 225 728	1 225 728
Serbia(**)	a	3	3	3
	b	834 510	834 510	834 510
	c	195 332	195 332	195 332
TOTAL PER ML category	a	4	4	4
	b	1 117 829	1 117 829	1 117 829
	c	478 651	1 225 728	1 704 379
# Cases where a license has been issued in 2008 and utilized in 2009				
(**) Transfers in which the goods were delivered via another country in the region.				

Key | a = number of licenses issued

| b = value of licenses issued in Euros

| c = value of arms exports in Euros

Key | a = number of licenses issued

| b = value of licenses issued in Euros

| c = value of arms exports in Euros

POLAND				
	ML 1	ML 10	TOTAL per destination	
Montenegro	a	1	1	
	b	6 600	6 600	
	c			
Serbia	a	1	1	
	b	14 035	14 035	
	c	14 035	14 035	
TOTAL PER ML category				
a	1	1	2	
b	14 035	6 600	20 635	
c	14 035		14 035	

QATAR			
	ML 3	TOTAL per destination	
Serbia	a	1	1
	b	21 712	21 712
	c	21 712	21 712
TOTAL PER ML category			
a	1	1	
b	21 712	21 712	
c	21 712	21 712	

REPUBLIC OF MOLDOVA			
	ML 3	TOTAL per destination	
Bosnia and Herzegovina	a	1	1
	b	12 979	12 979
	c	12 979	12 979
TOTAL PER ML category	a	1	1
	b	12 979	12 979
	c	12 979	12 979

ROMANIA			
	ML 3	ML 8	TOTAL per destination
Bosnia and Herzegovina	a	7	7
	b	697 542	697 542
	c	697 542	697 542
Serbia	a	3	5
	b	349 165	1 951 682
	c	231 665	1 235 949
TOTAL PER ML category	a	10	6
	b	1 046 707	1 951 682
	c	929 207	1 235 949

Key | a = number of licenses issued

| b = value of licenses issued in Euros

| c = value of arms exports in Euros

Key | a = number of licenses issued | b = value of licenses issued in Euros | c = value of arms exports in Euros

RUSSIAN FEDERATION			
	ML 3	TOTAL per destination	
Montenegro	a		
	b		
	c	1 960 #	1 960
Serbia	a		
	b		
	c	1 863	1 863
TOTAL PER ML category	a		
	b		
	c	3 823	3 823

Cases where a license has been issued in 2008 and utilized in 2009

RWANDA			
	ML 1	ML 3	TOTAL per destination
Serbia(*) (***)	a	1	1
	b	13 674	93 754
	c		107 429
TOTAL PER ML category	a	1	1
	b	13 674	93 754
	c		107 429

(*) Cases where a number of different products - which may cover a range of different control categories - are attached to one license.
 (***) Transfers in which the exports were allowed in accordance with exceptions in relevant UN SC Resolutions.

SERBIA									
	ML 1	ML 2	ML 3	ML 6	ML 11	ML 14	ML 16	TOTAL per destination	
Bosnia and Herzegovina	a	3	2	16	4	1	2	28	
	b	131 248	210 300	8 013 703	210 638	167 685	3 524 600	12 258 174	
	c	130 500	210 300	2 165 772	210 638	167 685	877 201	3 762 096	
Montenegro	a	1	3			1		5	
	b	294 580	308 785			200 000		803 365	
	c	294 580	82 817			200 000		577 397	
TOTAL PER ML category	a	4	2	19	4	1	2	33	
	b	425 828	210 300	8 322 488	210 638	167 685	3 524 600	13 061 539	
	c	425 080	210 300	2 248 589	210 638	167 685	877 201	4 339 493	

SLOVAKIA			
	ML 1	ML 3	TOTAL per destination
Bosnia and Herzegovina	a	2	2
	b	53 303	53 303
	c	12 600	12 600
Serbia	a	3	4
	b	358 156	367 307
	c	331 921	341 072
TOTAL PER ML category	a	5	6
	b	411 459	420 610
	c	344 521	353 672

Key | a = number of licenses issued

| b = value of licenses issued in Euros

| c = value of arms exports in Euros

Key | a = number of licenses issued

| b = value of licenses issued in Euros

| c = value of arms exports in Euros

SLOVENIA				
	a	ML 1	ML 3	TOTAL per destination
Bosnia and Herzegovina	3		3	
	b	24 444	24 444	24 444
	c	24 444	24 444	24 444
Serbia	3	3	3	6
	b	79 275	697 355	776 630
	c	21 208	560 800	582 008
TOTAL PER ML category	a	3	6	9
	b	79 275	721 799	801 074
	c	21 208	585 244	606 452

SOUTH AFRICA				
	a	ML 1	ML 3	TOTAL per destination
Serbia	3	3	3	3
	b	52 329	52 329	52 329
	c	49 128	152 610	201 738
TOTAL PER ML category	a	3	3	3
	b	52 329	52 329	52 329
	c	49 128	152 610	201 738

SPAIN			
	ML 3	TOTAL per destination	
Bosnia and Herzegovina	a	4	4
	b	70 609	70 609
	c	56 898	56 898
Serbia	a	3	3
	b	166 615	166 615
	c		
TOTAL PER ML category	a	7	7
	b	237 224	237 224
	c	56 898	56 898

SRI LANKA				
	ML 3	ML 7	ML 10	TOTAL per destination
Montenegro	a			
	b			
	c		18 000 #	18 000
Serbia	a	1	1	2
	b	90 815	48 300	139 115
	c	90 815	48 300	139 115
TOTAL PER ML category	a	1	1	2
	b	90 815	48 300	139 115
	c	90 815	18 000	157 115

Cases where a license has been issued in 2008 and utilized in 2009

Key | a = number of licenses issued

| b = value of licenses issued in Euros

| c = value of arms exports in Euros

Key | a = number of licenses issued

| b = value of licenses issued in Euros

| c = value of arms exports in Euros

SWEDEN				
	ML 1	ML 3	ML 8	TOTAL per destination
Bosnia and Herzegovina	a	1	1	1
	b	921	921	921
	c			
TOTAL PER ML category	a	1	1	1
	b	921	921	921
	c			

SWITZERLAND				
	ML 1	ML 3	ML 8	TOTAL per destination
Bosnia and Herzegovina	a	2	7	9
	b	2 656	6 960 912	6 963 568
	c	1 760	5 300 510	5 302 270
Serbia	a	1	1	2
	b	168 710	38 400	207 110
	c		19 200	19 200
TOTAL PER ML category	a	2	8	11
	b	2 656	7 129 622	38 400
	c	1 760	5 300 510	19 200
				5 321 470

THAILAND			
	ML 3	TOTAL per destination	
Bosnia and Herzegovina	a	1	1
	b		
	c		
Serbia	a	8	8
	b	2 161 853	2 161 853
	c	1 944 521	1 944 521
TOTAL PER ML category	a	9	9
	b	2 161 853	2 161 853
	c	1 944 521	1 944 521

TIMOR LESTE			
	ML 3	TOTAL per destination	
Serbia	a	1	1
	b	9 290	9 290
	c		
TOTAL PER ML category	a	1	1
	b	9 290	9 290
	c		

Key | a = number of licenses issued

| b = value of licenses issued in Euros

| c = value of arms exports in Euros

Key | a = number of licenses issued | b = value of licenses issued in Euros | c = value of arms exports in Euros

TURKEY							
	ML 3	ML 4	ML 17	ML 18	ML 22	TOTAL per destination	
Bosnia and Herzegovina	6					6	
	4 281 100					4 281 100	
	1 199 157					1 199 157	
Serbia		1				1	
		48 030				48 030	
	721 531	48 030	27 836	18 177	78 075	893 649	
TOTAL PER ML category	a	b	1			7	
	4 281 100	48 030				4 329 130	
	1 920 688	48 030	27 836	18 177	78 075	2 092 806	

TURKMENISTAN		
	ML 10	TOTAL per destination
Montenegro	1	1
	278 380	278 380
	278 380	278 380
TOTAL PER ML category	a	1
	278 380	278 380
	278 380	278 380

UGANDA				
	ML 1	ML 3	TOTAL per destination	
Montenegro	a	1	1	
	b	19 275	19 275	
	c			
Serbia	a	1	1	
	b	21 600	21 600	
	c	21 600	21 600	
TOTAL PER ML category				
	a	1	1	2
	b	21 600	19 275	40 875
	c	21 600		21 600
UKRAINE				
	ML 3	ML 10	TOTAL per destination	
Bosnia and Herzegovina	a	2	2	
	b	21 500	21 500	
	c	20 000	20 000	
Montenegro	a	5	5	
	b	129 147	129 147	
	c	130 958	130 958	
Serbia	a	1	1	
	b	15 306	15 306	
	c			
TOTAL PER ML category				
	a	3	5	8
	b	36 806	129 147	1 65 953
	c	20 000	130 958	150 958

Key | a = number of licenses issued

| b = value of licenses issued in Euros

| c = value of arms exports in Euros

Key | a = number of licenses issued

| b = value of licenses issued in Euros

| c = value of arms exports in Euros

UNITED ARAB EMIRATES

	ML 3	ML 4	TOTAL per destination
Bosnia and Herzegovina	1		1
	204		204
	204		204
Serbia	1	1	2
	40	261 320	261 360
	40	261 320	261 360
TOTAL PER ML category	2	1	3
	244	261 320	261 564
	244	261 320	261 564

UNITED KINGDOM

	ML 1	ML 2	ML 3	ML 10	TOTAL per destination
Bosnia and Herzegovina		1	7	2	10
		27 070	962 364	165 844	1 155 278
		27 070	785 454	133 334	945 858
Serbia	2		1	4	7
	2 366		169 839	1 212 131	1 384 335
	1 183		156 429	1 171 861	1 329 473
TOTAL PER ML category	2	1	8	6	17
	2 366	27 070	1 132 203	1 377 975	2 539 613
	1 183	27 070	941 883	1 305 195	2 275 331

UNITED STATES						
	ML 1	ML 3	ML 10	ML 13	TOTAL per destination	
Bosnia and Herzegovina	a	2	5	7		
	b	317 133	7 740 414		8 057 547	
	c	434 049			434 049	
Montenegro	a	1	2	1	4	
	b	20 026	46 777	110 000	176 803	
	c	20 026		16 216	36 242	
Serbia	a	15	5	1	21	
	b	3 970 681	158 442 658	146 139	162 559 478	
	c	752 307	13 118 230		13 870 536	
TOTAL PER ML category	a	18	12	1	32	
	b	4 307 840	166 229 849	110 000	146 139	170 793 828
	c	772 333	13 552 279	16 216		14 340 827
URUGUAY						
	ML 3	TOTAL per destination				
Serbia	a					
	b					
	c	117 084	117 084			
TOTAL PER ML category	a					
	b					
	c	117 084	117 084			

Key | a = number of licenses issued

| b = value of licenses issued in Euros

| c = value of arms exports in Euros

Key | a = number of licenses issued | b = value of licenses issued in Euros | c = value of arms exports in Euros

VIETNAM				
	ML 4	ML 4	ML 4	TOTAL per destination
Serbia	a	3	3	3
	b	2 250 204	2 250 204	2 250 204
	c			
TOTAL PER ML category	a	3	3	3
	b	2 250 204	2 250 204	2 250 204
	c			

YEMEN				
	ML 2	ML 4	ML 4	TOTAL per destination
Bosnia and Herzegovina	a	1	1	1
	b	1 266 717	1 266 717	1 266 717
	c	1 266 717	1 266 717	1 266 717
Montenegro	a	1	1	2
	b	8 414	394 332	402 746
	c	8 414	311 310	319 724
TOTAL PER ML category	a	2	1	3
	b	1 275 131	394 332	1 669 463
	c	1 275 131	311 310	1 586 441

ARMS EXPORTS PER REGION IN 2009

CENTRAL AMERICA AND THE CARIBBEAN				
	ML 1	ML 3	TOTAL per destination	
Serbia	a	5	2	7
	b	149 325	552 518	701 843
	c	16 465	478 636	495 101
TOTAL PER ML category	a	5	2	7
	b	149 325	552 518	701 843
	c	16 465	478 636	495 101

CENTRAL ASIA			
	ML 10	TOTAL per destination	
Montenegro	a	3	3
	b	378 013	378 013
	c	378 013	378 013
TOTAL PER ML category	a	3	3
	b	378 013	378 013
	c	378 013	378 013

Key | a = number of licenses issued

| b = value of licenses issued in Euros

| c = value of arms exports in Euros

Key | a = number of licenses issued

| b = value of licenses issued in Euros

| c = value of arms exports in Euros

EUROPEAN UNION										
	ML 1	ML 2	ML 3	ML 4	ML 6	ML 8	ML 10	ML 13	TOTAL per destination	
Bosnia and Herzegovina	a	2	3	52			2		59	
	b	971	54 544	6 136 329			165 844		6 357 688	
	c	28 624	5 260 774				133 334		5 422 732	
Montenegro	a	2					1		3	
	b	110 392					6 600		116 992	
	c	120 392							120 392	
Serbia	a	26	5	40	1	1	4	3	100	
	b	1 555 188	43 203	37 423 827	417 162	173 318	1 212 131	775 000	53 543 112	
	c	1 221 692	33 033	6 126 312	157 260	3 957 058	1 171 861	160 601	12 827 818	
TOTAL PER ML category	a	30	8	92	1	1	7	3	162	
	b	1 666 551	97 747	43 560 156	417 162	173 318	1 384 575	775 000	60 017 792	
	c	1 342 084	61 657	11 387 086	157 260	3 957 058	1 305 195	160 601	18 370 942	

MIDDLE EAST												
	ML 1	ML 2	ML 3	ML 4	ML 5	ML 6	ML 8	ML 10	ML 13			
Bosnia and Herzegovina	a	1	6									
	b	1 266 717	3 349 671									
	c	1 266 717	3 002 271									
Montenegro	a	3	1	1				1				
	b	17 191	8 414	394 332				17 835				
	c	28 353	8 414	356 888				17 835				
Serbia	a	14	2	7	2		2					
	b	3 831 468	7 484 022	1 224 132	33 306 468	1 108 410	2 007 819		494 400			
	c	2 863 982	5 374 330	680 032	36 704 355	159 334	205 282		494 400			
TOTAL PER ML category	a	17	4	18	8	2	2	1	2			
	b	3 848 659	8 759 153	4 573 803	33 700 800	1 108 410	2 007 819	17 835	494 400			
	c	2 892 335	6 649 461	3 682 303	37 061 243	159 334	205 282	17 835	494 400			

Key | a = number of licenses issued

| b = value of licenses issued in Euros

| c = value of arms exports in Euros

Key | a = number of licenses issued | b = value of licenses issued in Euros | c = value of arms exports in Euros

MIDDLE EAST						
ML 16	ML 18	ML 21	ML 22	TOTAL per destination		
				7		
				4 616 388		
				4 268 988		
				6		
				437 772		
				411 490		
1	1	1	3	46		
57 863	167 016	116 793	236 175	50 034 565		
48 147	167 016	57 222	277 635	47 035 684		
1	1	1	4	59		
57 863	167 016	116 793	236 175	55 088 725		
48 147	167 016	57 222	277 635	51 716 162		

NORTH AFRICA

	ML 1	ML 3	ML 8	ML 10	ML 13	ML 22	TOTAL per destination
Bosnia and Herzegovina	a			1			1
	b			267 267			267 267
	c			267 267			267 267
Serbia	a	3	1	1	1	1	10
	b	6 107 998	277	43 146	222 497	1 640 437	8 410 866
	c	1 115 235	277		222 497		2 191 101
TOTAL PER ML category	a	3	1	2	1	1	11
	b	6 107 998	277	310 413	222 497	1 640 437	8 678 133
	c	1 115 235	277	267 267	222 497		2 458 368

NORTH AMERICA						
	ML 1	ML 3	ML 10	ML 13	TOTAL per destination	
Bosnia and Herzegovina	2	5			7	
	317 133	7 740 414			8 057 547	
		434 049			434 049	
Montenegro	1	2	1		4	
	20 026	46 777	110 000		176 803	
	20 026		16 216		36 242	
Serbia	20	7		1	28	
	4 102 519	158 975 122		146 139	163 223 780	
	755 682	13 227 419			13 983 101	
TOTAL PER ML category	23	14	1	1	39	
	4 439 678	166 762 313	110 000	146 139	171 458 130	
	775 708	13 661 468	16 216		14 453 392	

OCEANIA		
	ML 3	TOTAL per destination
Serbia	4	4
	678 070	678 070
	237 675	237 675
TOTAL PER ML category	4	4
	678 070	678 070
	237 675	237 675

Key | a = number of licenses issued

| b = value of licenses issued in Euros

| c = value of arms exports in Euros

Key | a = number of licenses issued | b = value of licenses issued in Euros | c = value of arms exports in Euros

OTHER EUROPEAN COUNTRIES										
	ML 1	ML 2	ML 3	ML 4	ML 6	ML 7	ML 8	ML 10		
Albania	a		3							
	b	1 850 000								
	c	1 850 000								
Bosnia and Herzegovina	a	5	2	43	4			1		
	b	133 904	210 300	19 576 827	210 638			105 000		
	c	132 260	210 300	8 944 321	210 638			105 000		
Montenegro	a	4	1	6	3		2	10		
	b	445 890	490 139	343 638	1 588 802		566 350	864 765		
	c	294 580	347 796	117 316	803 107		373 825	305 650		
Serbia	a	8		25	5	1	3	9		
	b	499 493	1 750	1 284 546	147 089	45 929	305 236	958 944	894	
	c	212 159	1 750	1 709 861	147 089	45 929	305 236	213 394	894	
TOTAL PER ML category	a	17	3	77	8	5	3	11		
	b	1 079 287	702 189	23 055 011	1 735 891	256 567	305 236	1 525 294	970 659	
	c	638 999	559 846	12 621 498	950 196	256 567	305 236	587 219	4 11 544	

OTHER EUROPEAN COUNTRIES									
ML 11	ML 13	ML 14	ML 16	ML 17	ML 18	ML 22	TOTAL per destination		
								3	
							1 850 000		
							1 850 000		
1			2				58		
167 685		3 524 600					23 928 954		
167 685		877 201					10 647 405		
	1						27		
	200 000						4 499 584		
	200 000						2 442 274		
	3			1		2	57		
	174 760			4 490		39 647	3 462 777		
	73 360			32 326	18 177	117 075	2 877 249		
1	3	1	2	1		2	145		
167 685	174 760	200 000	3 524 600	4 490		39 647	33 741 315		
167 685	73 360	200 000	877 201	32 326	18 177	117 075	17 816 928		

Key | a = number of licenses issued

| b = value of licenses issued in Euros

| c = value of arms exports in Euros

Key | a = number of licenses issued | b = value of licenses issued in Euros | c = value of arms exports in Euros

SOUTH AMERICA						
	a	ML 3	ML 8	ML 18	TOTAL per destination	
Bosnia and Herzegovina	3	333 816			333 816	
		328 070			328 070	
Serbia	7	1 274 194	84 510	998 152	2 356 856	
		1 307 602	84 510	1 137 332	2 529 444	
TOTAL PER ML category	10	1 608 010	84 510	998 152	2 690 672	
		1 635 672	84 510	1 137 332	2 857 514	

SOUTH ASIA												
	ML 1	ML 2	ML 3	ML 4	ML 7	ML 8	ML 10	ML 17	ML 18	ML 22	TOTAL per destination	
Bosnia and Herzegovina	a	1	3	1							5	
	b	36 350	672 283	641 880							1 350 513	
	c	36 350	360 283	599 158							995 791	
Montenegro	a	4					1				5	
	b	1 188 713					47 964				1 236 677	
	c	1 188 713	552 574	61 355			65 964				1 868 606	
Serbia	a	26	1	9	8	1	1		1		47	
	b	10 918 744	94 148	1 729 179	3 063 639	48 300	32 500		3 103	2 000	15 891 613	
	c	5 977 541	94 148	1 086 062	179 883	48 300		28		2 000	7 387 962	
TOTAL PER ML category	a	30	2	12	9	1	1		1		57	
	b	12 107 457	130 498	2 401 462	3 705 519	48 300	32 500		47 964	47 964	18 478 803	
	c	7 166 254	683 072	1 507 700	779 041	48 300		28		2 000	10 252 359	

Key | a = number of licenses issued

| b = value of licenses issued in Euros

| c = value of arms exports in Euros

Key | a = number of licenses issued | b = value of licenses issued in Euros | c = value of arms exports in Euros

SOUTH EAST ASIA							
	ML 1	ML 3	ML 4	ML 6	TOTAL per destination		
Bosnia and Herzegovina	a	2		1	3		
	b	283 319		334 535	617 854		
	c	283 319		334 535	617 854		
Montenegro	a						
	b						
	c	1 225 728			1 225 728		
Serbia	a	2	18	3	23		
	b	4 081	3 726 151	2 250 204	5 980 437		
	c	4 081	3 950 252		3 954 334		
TOTAL PER ML category	a	2	20	3	1	26	
	b	4 081	4 009 470	2 250 204	334 535	6 598 291	
	c	4 081	4 233 571	1 225 728	334 535	5 797 916	

SUB-SAHARAN AFRICA									
	ML 1	ML 2	ML 3	ML 4	ML 5	ML 6	ML 10	ML 22	TOTAL per destination
Montenegro	a	3	2	4					9
	b	82 198	44 788	752 177					879 163
	c	82 198	24 044	498 013	752 177		193 560		1 549 992
Serbia	a	11	16				1		29
	b	2 817 095	7 902 386	7 131 815	452 367	2 164 866	245 000	974	20 714 503
	c	2 077 495	5 002 561	654 772				974	7 735 803
TOTAL PER ML category	a	14	18	4			1		38
	b	2 899 293	7 902 386	7 176 603	752 177	2 164 866	245 000	974	21 593 769
	c	2 159 693	24 044	5 500 574	1 406 949		193 560	974	9 285 795

WORLDWIDE										
	ML 1	ML 2	ML 3	ML 4	ML 5	ML 6	ML 7	ML 8	ML 10	ML 11
Albania			3							
a										
b			1 850 000							
c			1 850 000							
Bosnia and Herzegovina	9	7	114	1	5				4	1
a										
b	452 008	1 567 911	38 092 659	641 880	545 173				538 111	167 685
c	132 260	1 541 991	18 613 087	599 158	545 173				505 601	167 685
Montenegro	17	2	10	8				2	17	
a										
b	1 864 410	498 553	435 203	2 735 311				566 350	1 425 177	
c	1 734 262	932 828	676 684	3 137 900				373 825	977 238	
Serbia	115	9	142	24	2	2	4	34	6	
a										
b	29 985 911	15 525 509	214 396 066	39 184 562	1 560 777	2 384 113	353 536	15 027 333	1 501 171	
c	14 244 332	5 503 261	34 659 504	37 843 359	159 334	49 879	353 536	4 460 521	1 172 755	
TOTAL PER ML category	140	18	269	33	2	7	4	36	27	1
a										
b	32 302 329	17 591 973	254 773 928	42 561 753	1 560 777	2 929 286	353 536	15 593 683	3 464 459	167 685
c	16 110 854	7 978 080	55 799 275	41 580 417	159 334	595 052	353 536	4 834 346	2 655 594	167 685


Key | a = number of licenses issued

| b = value of licenses issued in Euros

| c = value of arms exports in Euros


Key | a = number of licenses issued | b = value of licenses issued in Euros | c = value of arms exports in Euros

WORLDWIDE							
ML 13	ML 14	ML 16	ML 17	ML 18	ML 21	ML 22	TOTAL per destination
							3
							1 850 000
							1 850 000
		2					143
		3 524 600					45 530 027
		877 201					22 982 156
	1						57
	200 000						7 725 004
	200 000						8 032 737
10	1	1	1	3	1	6	360
1 812 796	57 863	4 490	1 168 271	116 793	1 918 258	324 997 448	
950 858	48 147	32 354	1 322 525	57 222	397 685	101 255 271	
10	1	3	1	3	1	6	563
1 812 796	200 000	3 582 463	4 490	1 168 271	116 793	1 918 258	380 102 479
950 858	200 000	925 348	32 354	1 322 525	57 222	397 685	134 120 164



A.II TABLES SHOWING EXPORTS TO UNITED NATIONS-MANDATED OR OTHER INTERNATIONAL MISSIONS IN 2009

No information has been provided on exports to United Nations-mandated or other international missions in 2009.



B. INFORMATION ON NATIONAL LEGISLATION RELEVANT TO ARMS EXPORT CONTROL

STATE	NATIONAL LEGISLATION	EU Code of Conduct / EU Common Position	BROKERING PROVISIONS
Albania	Law No. 9707, dated 5/4/.2007, "On the State Export Control of Arms Transfer, Dual-Use Goods and Related Technologies".	The Council of Ministers' Decision 604, dated 28/8/2003 "On the approval, in principle, of the EU Code of Conduct on Arms Exports".	Law No. 9707, dated 5/4/2007 "On the State Export Control of Arms Transfer, Dual-Use Goods and Related Technologies".
	The Council of Ministers' Decision No.43, dated 16/01/2008 "On the organization, function and status of State Export Control Authority" The Council of Ministers' Decision 106, dated 9/2/2011: "On the approval of the updated lists of military goods and related technologies with dual-use, which undergo the import-export state control".	Intention to be aligned with the Council's Common Position 2008/944/CFSP	
	The Council of Ministers' Decision 305, dated 25/3/2009 "On establishing the procedure, of issuing assured legal documents in the field of state control activities of import-export, military goods, and related technologies of dual-use".		
	The Council of Ministers' Decision 304, dated 25/3/2009 "On establishing the procedures regarding qualification requirements and the control by the State Control Authority of Exports".		
	The Council of Ministers' Decision 604, dated 28/8/2003 "On the approval, in principle, of the EU Code of Conduct on Arms Exports". The Council of Ministers' Decision 341, dated 8/4/2009 "On establishing fees for issued legal documents".		
	The Council of Ministers' Decision 76, on 30.12.2008 "On designated format, schedules and presentation time of reports". Technologies"		

STATE	NATIONAL LEGISLATION	EU Code of Conduct / EU Common Position	BROKERING PROVISIONS
Bosnia and Herzegovina	The Law on Controls of International Transfers of Goods and Services of Strategic Importance for the Security of Bosnia and Herzegovina ("Official Gazette of BiH" No. 103/09).	The 2009 Law has been harmonized with the EU Council Common Position 2008/944/CFSP of 8th December 2008 defining common rules governing the control of exports of military technology and equipment	The 2009 Law has been harmonized with the Common Position of the Council of Europe on the Controls of Arms Brokering
	Guidelines to the procedure of registration of legal entities and individuals for international transfers of goods and services of strategic importance for the security of Bosnia and Herzegovina ("Official Gazette of BiH" No. 19/10).		
	Guidelines on the requirements and procedure for licensing the international transfers of goods and services of strategic importance for the security of Bosnia and Herzegovina ("Official Gazette of BiH" No. 19/10).		
	Guidelines on the manner and procedure of regulating temporary import, temporary export and transit of sports and hunting weapons and ammunition ("Official Gazette of BiH" No. 19/10).		
	Guidelines on the performing oversight of legal entities and individuals that have been licensed or registered for the performance of international transfers of goods from the control lists ("Official Gazette of BiH" No. 28/10).		
	EU Council Common Position 2008/944/CFSP of 8th December 2008 defining common rules governing the control of exports of military technology and equipment ("Official Gazette of BiH" No. 30/10).		
	Common Military List ("Official Gazette of BiH" No. 40/10).		
	List of Dual-Use Goods ("Official Gazette of BiH" No. 52/10).		
	List of Special-Use Goods ("Official Gazette of BiH" No. 40/10).		

STATE	NATIONAL LEGISLATION	EU Code of Conduct / EU Common Position	BROKERING PROVISIONS
former Yugoslav Republic of Macedonia, the	Law on Production and Transfer of Weapons and Military Equipment (Official Gazette of the RM No. 54/02).	Unilaterally aligned with the EU Code of Conduct in November 2004.	Law on Weapons (Official Gazette of the RM No.7/05) and the Law amending the Law on Weapons (Official Gazette of the RM No.42/07). Specific legislation is being developed. Unilaterally aligned with the EU Common Position 2003/468/ CFSP on the Control of Arms Brokering in June 2005.
	Law on Trade (Official Gazette of the RM No. 16/04).		
	Law on Weapons (Official Gazette of the RM No.7/05)		
	Law amending the Law on Weapons (Official Gazette of the RM No.42/07).		
	Customs Law (Official Gazette of the RM No. 46/04).		
Montenegro	Law on Foreign Trade in Weapons, Military Equipment and Dual-Use Goods ("Official Journal of Montenegro", No. 80/08)	In May 2008 the Montenegrin Ministry of Interior officially informed the European Commission of its intention to observe all the criteria of the EU Code of Conduct in its procedures of control of exports of weapons, military equipment and dual-use goods. In February 2009 the Ministry of Economic Development officially informed the European Commission that the Republic of Montenegro will observe the Council's Common Position 2008/944/CFSP. In addition, the criteria of the EU Code of Conduct have been incorporated in the Law on Foreign Trade in Weapons, Military Equipment and Dual-Use Goods (Articles 18,19 and 20.).	Provisions of Art. 9 items 11 and 12 and Art. 8 of the Law define the term and regulate the control of brokering activities. By expanding controls so as to include brokering and brokering activities, the area of arms brokering control has been brought into conformity with the European Union Council's Common Position (2003/468/CFSP), which prescribes that a brokering license shall be required from the authorities of the country where brokering takes place, or the country where the broker is seated or resides.

STATE	NATIONAL LEGISLATION	EU Code of Conduct / EU Common Position	BROKERING PROVISIONS
Republic of Serbia	Law on Foreign Trade in Weapons, Military Equipment and Dual-Use Goods ("Official Journal of Serbia and Montenegro", nr. 7/05)	EU Code of Conduct on Arms Exports has been incorporated in the bylaw – Decree on the Licensing Criteria for Exports of Arms, Military Equipment and Dual-Use Goods ("Official Journal of SCG", no.11/05). On 20th November 2008 the Government of the Republic of Serbia adopted a Decision on accepting the criteria from the EU Code of Conduct on Arms Export and officially informed the EU Council's General Secretariat thereof on 25th November 2008.	Provisions of Art. 6. item 4 of the Law define the scope of foreign trade, including '...mediation (brokering) re-export ... and other services ...'. Art. 9 of the Law sets down that foreign trade is subject to a license from the competent ministry. Art. 12, par. 1 prescribes a Register of persons that may perform foreign trade in controlled goods. Art. 28, par. 1 prescribes maintaining a database. Art. 34 prescribes keeping foreign transfers documentation for 10 years - which is in accordance with Art. 3 and Art. 4 of the EU Council's Common Position (2003/468/CFSP) and the recommendation to perform export controls in the area of arms brokering according to the national legislation. These controls are carried out in the territory of the Republic of Serbia.

C. TABLE OF REGIONAL ACTIVITIES IN WHICH STATES PARTICIPATED DURING 2009¹

HOST COUNTRY & DATE	PARTICIPANTS	STATE OR ORGANIZATION SUPPORTING THE ACTIVITY	DESCRIPTION OF THE ACTIVITY
Vienna, Austria 2-5 Feb. 2009	Albania, Bosnia and Herzegovina, Croatia, the former Yugoslav Republic of Macedonia, Serbia.	EXBS and Los Alamos Technical Associates	Course on 'Arms Brokering Controls'.
Podgorica, Montenegro 17-19 Feb. 2009	Bosnia and Herzegovina, the former Yugoslav Republic of Macedonia, Montenegro and Serbia	US Department of Energy	Workshop on 'Analysis of end-use and end-users of transfers of strategic products – ASCOT'
Athens, Georgia, USA 18-26 April 2009	Montenegro and Serbia	EXBS, US Department of State	CITS Export Control Academy
Belgrade, Serbia 30 April 2009	Albania, Bosnia and Herzegovina, the former Yugoslav Republic of Macedonia, Montenegro and Serbia	SEESAC	Regional Meeting related to the regional arms export reporting initiative
Budva, Montenegro 5-7 May 2009	Bosnia and Herzegovina, the former Yugoslav Republic of Macedonia, Montenegro and Serbia	EXBS, US Department of State	Licensing exports and imports of weapons, military equipment and dual-use goods – Advanced Course (LICENSING II)
Warsaw, Poland 27-28 May 2009	Albania, Bosnia and Herzegovina, and Serbia	Polish Government and US Department of State	'Tracker Best Practices Seminar'
Tirana, Albania 5-6 June 2009	Albania, Bosnia and Herzegovina, Croatia, the former Yugoslav Republic of Macedonia, Serbia and Montenegro.	COARM	Arms Exports Control

HOST COUNTRY & DATE	PARTICIPANTS	STATE OR ORGANIZATION SUPPORTING THE ACTIVITY	DESCRIPTION OF THE ACTIVITY
Istanbul, Turkey 25-27 June 2009	Albania, Bosnia and Herzegovina, Croatia, the former Yugoslav Republic of Macedonia, Montenegro and Serbia.	EXBS, US Department of State	10th International Export Control Conference
Budva, Montenegro 8-10 July 2009	Albania, Bosnia and Herzegovina, Croatia, the former Yugoslav Republic of Macedonia, Montenegro and Serbia.	SEESAC	Regional Seminar on National Reports on Arms Exports
Belgrade, Serbia 12 Nov. 2009	Albania, Bosnia and Herzegovina, Croatia, the former Yugoslav Republic of Macedonia, Montenegro and Serbia.	SEESAC	Regional Seminar on Export Controls

¹ The table only includes activities related to export controls in the field of conventional arms in which at least two states from the region participated.

D. CONTACT INFORMATION FOR NATIONAL INSTITUTIONS RESPONSIBLE FOR ARMS EXPORT CONTROL

STATE	INSTITUTION	CONTACT DETAILS	WEBSITE
Albania	State Export Control Authority	ADDRESS: Rr. "Skënderbej", Pall, 4 Kati V, Tiranë, Albania. Tel/Fax: +35542416096 Email: info_akshe@mod.gov.al	www.akshe.gov.al
Bosnia and Herzegovina	Ministry of Foreign Trade and Economic Relations	Address: Sarajevo, Musala 9 Tel: +387 33 220 546	www.mvteo.gov.ba
	Ministry of Defence	Address: Sarajevo, Hamdije Kreševljakovića 98 Tel: +387 33 286 545	www.mod.gov.ba
	Ministry of Foreign Affairs	Address: Sarajevo, Musala 2 Tel: +387 33 281 100	www.mfa.gov.ba
	Ministry of Security	Address: Sarajevo, Trg BiH 2 Tel: +387 33 213 623	www.msb.gov.ba
former Yugoslav Republic of Macedonia, the	Ministry of Foreign Affairs	E-mail: geleval@mfa.gov.mk Tel: +389 23 124 077 Fax: +389 23 115 790	www.mfa.gov.mk
	Ministry of Interior	E-mail: dusko_ivanov@moi.gov.mk	www.moi.gov.mk
	Ministry of Defence	E-mail: stojan.stefanoski@davis.gov.mk Tel: +389 23 282 019	www.morm.gov.mk
Montenegro	Ministry of Economy	Address: Rimski trg 45, Podgorica Tel. + 382 (0) 20 482 294 Fax. +382 (0) 20 234 576	www.mek.gov.me
	Ministry of Defence	Address: Jovana Tomasevica br. 29, Podgorica Tel. + 382 (0) 20 483 297 Fax. +382 (0) 20 483 261	www.gov.me/odbrana/
	Ministry of Interior Affairs	Address: Bulevar Svetog Petra Cetinjskog br. 22, Podgorica Tel. + 382 (0) 20 481 801 Fax. +382 (0) 20 227 325	www.mup.gov.me
	Ministry of Foreign Affairs and European integration	Address: Stanka Dragojevića 2, Podgorica Tel. + 382 (0) 20 244 413 Fax. +382 (0) 20 225 702	www.mip.gov.me

STATE	INSTITUTION	CONTACT DETAILS	WEBSITE
Republic of Serbia	Ministry of Economy and Regional Development	Address: Bulevar kralja Aleksandra 15, Belgrade Tel: +381 (11) 285 52 03 Fax: +381 (11) 285 51 48 Mail: jasmina.roskic@merr.gov.rs	www.merr.gov.rs
	Ministry of Foreign Affairs	Address: Sektor za bezbednosnu politiku Odsek za kontrolu naoružanja Kneza Miloša 24, Belgrade Tel: +381 (11) 30 68 936 Fax: +381 (11) 30 68 927 Mail: okn@mfa.rs	www.mfa.gov.rs
	Ministry of Defence	Address: Sektor za materijalne resurse Nemanjina 15, Belgrade Tel: +381 (11) 2059 029 Fax: +381 (11) 3006 221	www.mod.gov.rs
	Ministry of Internal Affairs	Address: Sektor za vanredne situacije Uprava za preventivnu zaštitu Ul. Kneza Miloša br. 101 Belgrade Tel: +381 (11) 3612-913 mob: +381 64 892-4239	www.mup.gov.rs

the \mathbb{R}^n is a linear space over \mathbb{R} with the usual addition and scalar multiplication. The inner product is defined by

$$\langle x, y \rangle = \sum_{i=1}^n x_i y_i \quad (1)$$

where $x = (x_1, \dots, x_n)$ and $y = (y_1, \dots, y_n)$. The norm of x is defined by

$$\|x\| = \sqrt{\langle x, x \rangle} = \sqrt{\sum_{i=1}^n x_i^2} \quad (2)$$

The distance between x and y is defined by

$$d(x, y) = \|x - y\| = \sqrt{\sum_{i=1}^n (x_i - y_i)^2} \quad (3)$$

The set of all points x such that $\|x\| = r$ is a sphere of radius r centered at the origin. The set of all points x such that $\|x\| \leq r$ is a ball of radius r centered at the origin.

The set of all points x such that $\|x\| = r$ is a sphere of radius r centered at the origin. The set of all points x such that $\|x\| \leq r$ is a ball of radius r centered at the origin.

The set of all points x such that $\|x\| = r$ is a sphere of radius r centered at the origin. The set of all points x such that $\|x\| \leq r$ is a ball of radius r centered at the origin.

The set of all points x such that $\|x\| = r$ is a sphere of radius r centered at the origin. The set of all points x such that $\|x\| \leq r$ is a ball of radius r centered at the origin.

The set of all points x such that $\|x\| = r$ is a sphere of radius r centered at the origin. The set of all points x such that $\|x\| \leq r$ is a ball of radius r centered at the origin.

The set of all points x such that $\|x\| = r$ is a sphere of radius r centered at the origin. The set of all points x such that $\|x\| \leq r$ is a ball of radius r centered at the origin.

The set of all points x such that $\|x\| = r$ is a sphere of radius r centered at the origin. The set of all points x such that $\|x\| \leq r$ is a ball of radius r centered at the origin.

The set of all points x such that $\|x\| = r$ is a sphere of radius r centered at the origin. The set of all points x such that $\|x\| \leq r$ is a ball of radius r centered at the origin.