



Funded by
the European Union



REGIONAL REPORT

ON ARMS EXPORTS IN 2021



REGIONAL REPORT

ON ARMS EXPORTS IN 2021

The South Eastern and Eastern Europe Clearinghouse for the Control of Small Arms and Light Weapons (SEESAC) has a mandate from the United Nations Development Programme (UNDP) and the Regional Cooperation Council (RCC) to support all national and international stakeholders by strengthening national and regional capacity to control and reduce the proliferation and misuse of small arms and light weapons, and thus contribute to enhanced stability, security and development in South Eastern and Eastern Europe.

For further information contact:

Head of SEESAC
Bulevar Zorana Đinđića 64
11000 Belgrade
Serbia
Tel: +381 11 415 5300
Fax: +381 11 415 5499
www.seesac.org

Regional Report on Arms Exports in 2021

Acknowledgements

We would like to express our gratitude to the national authorities responsible for arms exports control in Albania, Bosnia and Herzegovina, Montenegro, North Macedonia and Serbia, who have made this report possible. The publication of the Regional Report on Arms Exports in 2021 was facilitated by the contribution of the European Union, through the EU Council Decision (CFSP) 2019/2111 *in Support of SEESAC Disarmament and Arms Control Activities in South-East Europe reducing the threat of illicit small arms and light weapons and their ammunition* adopted within the framework of the EU Strategy to Combat Illicit Accumulation and Trafficking of SALW and their Ammunition.

© SEESAC 2023 - All rights reserved
ISBN: 978-86-7728-363-6

Printed by:

Cicero d.o.o.
Jovana Žujovića 8
11000 Beograd, Serbia

Circulation: 50 copies

Published in 2023

Editor: Nenad Bošković, SEESAC Project Analyst

This publication has been produced with the financial assistance of the European Union. The views expressed herein can in no way be taken to reflect the official opinion of the European Union, the United Nations Development Programme, or the Regional Cooperation Council. The designations employed and the presentation of material in this publication do not imply the expression of any opinion whatsoever on the part of the European Union, the United Nations Development Programme, or the Regional Cooperation Council, concerning the legal status of any country, territory or area or of its authorities or armed groups, or concerning the delimitation of its frontiers or boundaries.

INTRODUCTION



The decision to produce the regional annual report on arms exports for South East Europe was made in July 2009 in Montenegro, at the “Conference on a Regional Report on Arms Exports” facilitated by SEESAC. On this occasion, representatives of Albania, Bosnia and Herzegovina, Montenegro, North Macedonia and Serbia agreed on a methodology and committed to publish their arms exports data in a joint publication. Following, the first report was published in December 2009. In 2012, Croatia began contributing its data as well, making the *Annual Report on Arms Exports in 2010* first six-state effort.

The participating states had, at that time, already been producing national reports that contained detailed information on their respective arms exports. Since 2007, with the support of SEESAC, thirty-nine (39) of these reports have been translated into English language and printed. The national reports should remain the primary source of information on each country’s arms exports.

The production of a regional annual report on arms exports is intended to help to consolidate the gains in transparency that have already been made in the region, while also demonstrating an ability and willingness to uphold the commitments associated with the Council Common Position 2008/944/CFSP, defining common rules governing control of exports of military technology and equipment. By contributing to confidence building, through regional cooperation, the Report perfectly aligns with the core purpose of the Arms Trade Treaty (ATT), which all five states are a party to. The report is a practical example of successful cooperation within the framework of the Regional Co-operation Council (RCC).

The Regional Report on Arms Exports is an important contribution to the implementation of the *Regional Roadmap for a sustainable solution to the illegal possession, misuse and trafficking of small arms and light weapons (SALW)/ firearms and their ammunition in the Western Balkans, in particular of its Goal 3 - By 2024, significantly reduce illicit flows of firearms, ammunition and explosives (FAE) into, within and beyond the Western Balkans*. The publication of the report contributes to transparency of arms and ammunition exports by the region, supporting so strengthened control mechanisms.

The present report contains detailed information on conventional arms exports of Albania, Bosnia and Herzegovina, Montenegro, North Macedonia and Serbia during 2021. A single, unified method for data collection and reporting has been used by all five participating countries and it includes the number and value of all arms export licenses issued in 2021, as well as the value of all exports which were realized based on those licenses, regardless of whether the utilization took place in 2021 or 2022.

Furthermore, the report contains data on transfers to United Nations-mandated or other international missions, key national legislation governing arms transfers, details of regional activities in which at least two states in the region have participated, and contact information for different ministries tasked with controlling transfers of conventional weapons.

While Croatia partook in the compilation of four Regional Reports on Arms Exports covering years 2010 through 2013, following its accession to the European Union on 1 July 2013, Croatia began contributing its data to the EU’s Annual Report on Arms Exports instead. Furthermore, starting with the report covering year 2014, Croatia is listed under the European Union countries.

The publication of the Regional Report on Arms Exports in 2021 was made possible by the contribution of the European Union, through the EU Council Decision (CFSP) 2019/2111 in Support of SEESAC Disarmament and Arms Control Activities in South-East Europe reducing the threat of illicit small arms and light weapons and their ammunition adopted within the framework of the EU Strategy to Combat Illicit Accumulation and Trafficking of SALW and their Ammunition.

CONTENTS



ANNEXES	7
I. BRIEF DESCRIPTION OF EU COMMON MILITARY LIST CATEGORIES	9
II. TABLES SETTING OUT EXPORTS WORLDWIDE, PER DESTINATION AND PER REGION	10
Exports Worldwide	11
Exports Per Destination	12
Exports Per Region	39
Central America and the Caribbean (Antigua and Barbuda, Bahamas, Barbados, Belize, Costa Rica, Cuba, Dominica, Dominican Republic, El Salvador, Grenada, Guatemala, Haiti, Honduras, Jamaica, Mexico, Nicaragua, Panama, Saint Kitts and Nevis, Saint Lucia, Saint Vincent and Grenadines, Trinidad and Tobago)	40
Central Asia (Kazakhstan, Kyrgyzstan, Tajikistan, Turkmenistan, Uzbekistan)	41
European Union (Austria, Belgium, Bulgaria, Croatia, Cyprus, Czech Republic, Denmark, Denmark (Greenland), Denmark (Faeroes), Estonia, Finland, France, France (French Polynesia), France (Mayotte), France (New Caledonia), Germany, Greece, Hungary, Ireland, Italy, Latvia, Lithuania, Luxembourg, Malta, Netherlands, Netherlands (Aruba), Netherlands (Netherlands Antilles), Poland, Portugal, Romania, Slovakia, Slovenia, Spain, Sweden, United Kingdom, United Kingdom (Bermuda), United Kingdom (Cayman Islands), United Kingdom (Channel Islands), United Kingdom (Gibraltar), United Kingdom (St Helena), United Kingdom (Turcs and Caicos Islands))	42
Middle East (Bahrain, Egypt, Iran, Iraq, Israel, Jordan, Kuwait, Lebanon, Oman, Palestinian controlled territories, Qatar, Saudi Arabia, Syria, United Arab Emirates, Yemen)	44
North Africa (Algeria, Libya, Morocco, Tunisia)	46
North America (Canada, United States)	48

North East Asia (China (Mainland), China (Hong Kong), China (Macao), Korea (Democratic People's Republic of), Korea (Republic of), Japan, Mongolia, Taiwan)	50
Oceania (Australia, Fiji, Kiribati, Marshall Islands, Micronesia (Fed. States of), Nauru, New Zealand, Palau, Papua New Guinea, Samoa, Solomon Islands, Tonga, Tuvalu, Vanuatu)	51
Other European Countries (Albania, Andorra, Armenia, Azerbaijan, Belarus, Bosnia and Herzegovina, Georgia, Holy See, Iceland, Liechtenstein, Kosovo*, Republic of Moldova, Monaco, Montenegro, North Macedonia, Norway, Russian Federation, Serbia, St Marino, Switzerland, Turkey, Ukraine)	52
South America (Argentina, Bolivia, Brazil, Chile, Colombia, Ecuador, Guyana, Paraguay, Peru, Suriname, Uruguay, Venezuela)	54
South Asia (Afghanistan, Bangladesh, Bhutan, India, Maldives, Nepal, Pakistan, Sri Lanka)	56
South East Asia (Brunei, Cambodia, Indonesia, Laos, Malaysia, Myanmar, Philippines, Singapore, Thailand, Timor Leste, Vietnam)	58
Sub-Saharan Africa (Angola, Benin, Botswana, Burkina Faso, Burundi, Cameroon, Cape Verde, Central African Republic, Chad, Comoros, Congo (Republic of), Congo (Democratic Republic of), Djibouti, Equatorial Guinea, Eritrea, Ethiopia, Gabon, Gambia, Ghana, Guinea, Guinea-Bissau, Ivory Coast, Kenya, Lesotho, Liberia, Madagascar, Malawi, Mali, Mauritania, Mauritius, Mozambique, Namibia, Niger, Nigeria, Rwanda, Sao Tome and Principe, Senegal, Seychelles, Sierra Leone, Somalia, South Africa, Sudan, South Sudan, Swaziland, Tanzania, Togo, Uganda, Zambia, Zimbabwe)	60
III. TABLE SHOWING EXPORTS TO UNITED NATIONS-MANDATED OR OTHER INTERNATIONAL MISSIONS IN 2020	62
IV. INFORMATION ON NATIONAL LEGISLATION RELEVANT TO ARMS EXPORT CONTROL	64
V. TABLE OF REGIONAL ACTIVITIES, WHICH STATES PARTICIPATED IN DURING 2020	69
VI. TABLE SHOWING INTERNET ADDRESSES AND CONTACT DETAILS OF NATIONAL AUTHORITIES RESPONSIBLE FOR ARMS EXPORT CONTROL	70

* For the United Nations Development Programme, references to Kosovo shall be understood to be in the context of Security Council resolution 1244 (1999).
For the European Union, this designation is without prejudice to positions on status, and is in line with UNSCR 1244/1999 and the ICJ Opinion on the Kosovo declaration of independence.

ANNEXES



The information on Conventional Arms Exports by Albania, Bosnia and Herzegovina, Montenegro, North Macedonia and Serbia based on the licenses issued in the period from 1 January to 31 December 2021. The attached tables contain the following information:

I. BRIEF DESCRIPTION OF EU COMMON MILITARY LIST CATEGORIES

II. TABLES SETTING OUT EXPORTS WORLDWIDE, PER DESTINATION AND PER REGION

Figures are broken down by state, and where possible by EU Common Military List category, where

(a) = number of licenses issued, (b) = value of licenses issued in Euros and

(c) = the value of arms exports in Euros^{(1) (2) (3)}

III. TABLE SHOWING EXPORTS TO UNITED NATIONS-MANDATED OR OTHER INTERNATIONAL MISSIONS IN 2021

IV. INFORMATION ON NATIONAL LEGISLATION RELEVANT TO ARMS EXPORT CONTROL

V. TABLE OF REGIONAL ACTIVITIES WHICH STATES PARTICIPATED IN DURING 2021

VI. TABLE SHOWING INTERNET ADDRESSES AND CONTACT DETAILS OF NATIONAL AUTHORITIES RESPONSIBLE FOR ARMS EXPORT CONTROL

¹ In many cases, transfers of controlled goods may pass through two or more states covered by this report before being delivered to their final destination. For this reason, there is likely to be a considerable amount of 'double counting' in this report, with the same transfer being reported multiple times by different states. The report should not, therefore, be used to generate an estimate of the combined value of the region's arms exports.

² To make the table more readable, nil values are omitted, and empty rows deleted.

³ **Concerning the Republic of Serbia:**

The Annual Report of the Republic of Serbia includes, inter alia, data on arms exports broken down by export destination – i.e. the country of the buyer, together with the data on the end-user country - while agreed method in the Regional Report is to have data broken down only by end-user country. For this reason, data from the annual report of the Republic of Serbia may be different from the data published in the Regional Report on Arms Exports. The Republic of Serbia's national regulations allow for situations where a number of different products, which may cover a range of different control categories, are attached to one license. Such transfers have been marked with a single asterisk (*).

1 BRIEF DESCRIPTION OF EU COMMON MILITARY LIST CATEGORIES FOR 2021⁽⁴⁾

As adopted by the Council on 17 February 2020 (CFSP 2020/C 85/01)

- ML1 Smooth-bore weapons with a calibre of less than 20 mm, other arms and automatic weapons with a calibre of 12,7 mm (calibre 0,50 inches) or less and accessories, and specially designed components therefor
- ML2 Smooth-bore weapons with a calibre of 20 mm or more, other weapons or armament with a calibre greater than 12,7 mm (calibre 0,50 inches), projectors specially designed or modified for military use and accessories, as follows, and specially designed components therefor
- ML3 Ammunition and fuze setting devices, and specially designed components therefor
- ML4 Bombs, torpedoes, rockets, missiles, other explosive devices and charges and related equipment and accessories, and specially designed components therefor
- ML5 Fire control, surveillance and warning equipment, and related systems, test and alignment and countermeasure equipment, specially designed for military use, and specially designed components and accessories therefor
- ML6 Ground vehicles and components
- ML7 Chemical agents, "biological agents", "riot control agents", radioactive materials, related equipment, components and materials
- ML8 "Energetic materials", and related substances
- ML9 Vessels of war (surface or underwater), special naval equipment, accessories, components and other surface vessels
- ML10 "Aircraft", "lighter-than-air vehicles", "Unmanned Aerial Vehicles" ("UAVs"), aero-engines and "aircraft" equipment, related equipment, and components, as follows, specially designed or modified for military use:
- ML11 Electronic equipment, "spacecraft" and components, not specified elsewhere on the EU Common Military List
- ML12 High velocity kinetic energy weapon systems and related equipment, and specially designed components therefor
- ML13 Armoured or protective equipment, constructions and components
- ML14 "Specialised" equipment for military training' or for simulating military scenarios, simulators specially designed for training in the use of any firearm or weapon specified by ML1 or ML2, and specially designed components and accessories therefor
- ML15 Imaging or countermeasure equipment, specially designed for military use, and specially designed components and accessories therefor
- ML16 Forgings, castings and other unfinished products, specially designed for items specified by ML1 to ML4, ML6, ML9, ML10, ML12 or ML19
- ML17 Miscellaneous equipment, materials and 'libraries', and specially designed components therefor
- ML18 'Production' equipment, environmental test facilities and components
- ML19 Directed Energy Weapon (DEW) systems, related or countermeasure equipment and test models, and specially designed components therefor
- ML20 Cryogenic and 'superconductive' equipment, and specially designed components and accessories therefor
- ML21 'Software'
- ML22 'Technology'

⁴ Full description of the military list categories as adopted by the Council on 17 February 2020 (CFSP 2020/C 85/01) can be found on [https://eur-lex.europa.eu/legal-content/EN/TXT/PDF/?uri=CELEX:52020XG0313\(07\)&from=SL](https://eur-lex.europa.eu/legal-content/EN/TXT/PDF/?uri=CELEX:52020XG0313(07)&from=SL)

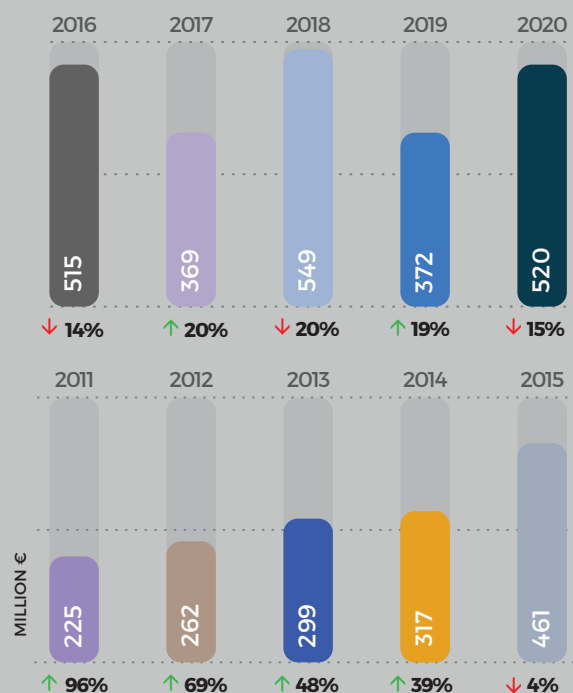
2 TABLES SETTING OUT EXPORTS WORLDWIDE, PER DESTINATION AND PER REGION

ARMS EXPORTS WORLDWIDE IN 2021

		ML 1	ML 2	ML 3	ML 4	ML 5	ML 6	ML 7	ML 8
Albania	a			1					
	b			26 000					
	c			26 000					
Bosnia and Herzegovina	a	34	14	233	4	10	5		1
	b	392 347 076	1 799 685	476 733 464	841 000	329 038	68 975		50
	c	11 782 783	1 673 671	125 830 670	50 000	282 602	54 895		50
Montenegro	a	9		8	4				10
	b	2 941 307		1 009 236	1 516 010				10 398 810
	c	2 007 951		669 636	144 450				1 333 304
North Macedonia	a			20	2				
	b			5 676 281	163 388				
	c			2 848 050	163 388				
Serbia	a	75	18	153	29	4	2	4	69
	b	72 472 113	15 295 469	911 302 627	48 474 060	814 518	3 185 744	6 515 176	64 618 173
	c	28 947 190	15 285 906	181 655 113	16 852 867	346 360	3 185 744	4 941 804	34 300 552
TOTAL PER ML category	a	118	32	415	39	14	7	4	80
	b	467 760 496	17 095 154	1 394 747 608	50 994 458	1 143 556	3 254 719	6 515 176	75 017 033
	c	42 737 924	16 959 577	311 029 469	17 210 705	628 962	3 240 639	4 941 804	35 633 906

		ML 9	ML 10	ML 11	ML 13	ML 15	ML 16	ML 18	ML 22	TOTAL per destination
Albania	a									1
	b									26 000
	c									26 000
Bosnia and Herzegovina	a	1	1	1	2		1	1	1	309
	b	692	15 000	270 630	237 965		200 000	409 297	4 500	873 257 372
	c	692	15 000	251 057	237 965		200 000		4 500	140 383 885
Montenegro	a		18					1		50
	b		4 178 645							20 044 008
	c		2 303 948							6 459 289
North Macedonia	a						3			25
	b						1 364 580			7 204 249
	c						1 364 580			4 376 018
Serbia	a		1		3	7	1	12		378
	b		507 247		150 993	2 351 714	596	5 516 000	1 090 000	1 132 294 430
	c		507 247		119 993	2 351 714	590	2 179 832	190 000	290 864 912
TOTAL PER ML category	a	1	20	1	5	7	5	14	1	763
	b	692	4 700 892	270 630	388 958	2 351 714	1 565 176	5 925 297	1 094 500	2 032 826 059
	c	692	2 826 195	251 057	357 958	2 351 714	1 565 170	2 179 832	194 500	442 110 104

EXPORTS WORLDWIDE



2021 EXPORTS GROWTH/DECLINE COMPARED TO PREVIOUS YEARS

442,110,104

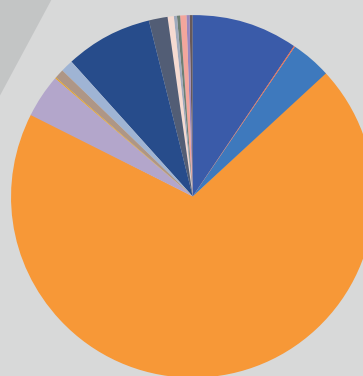
2,032,826,059 € - VALUE OF LICENSES ISSUED

21.75%
OF LICENSES ISSUED WAS USED

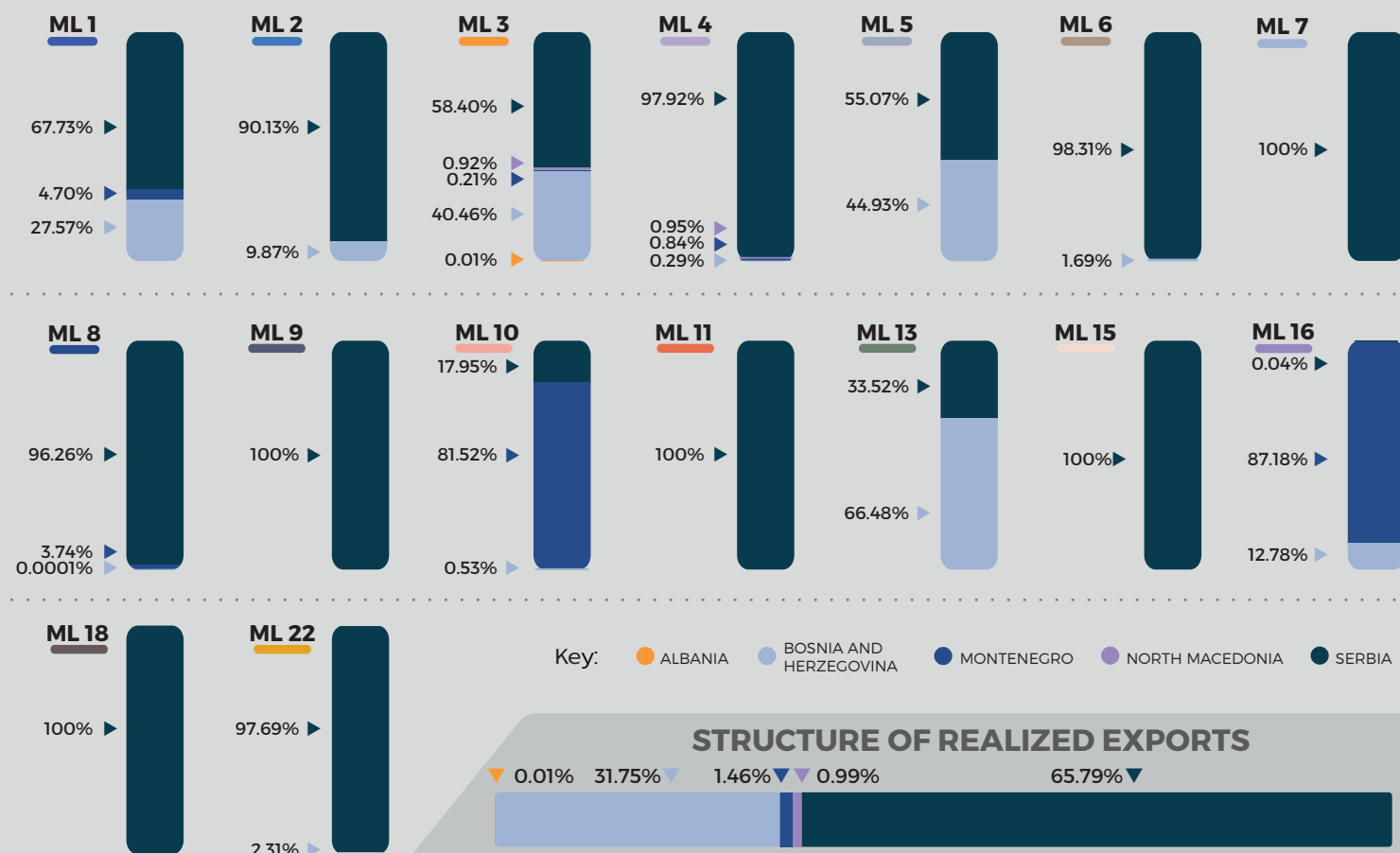
↑ 763

LICENSES
ISSUED
WORLDWIDE

EXPORTS STRUCTURE PER ML



ML 1	9.67%
ML 2	3.84%
ML 3	70.35%
ML 4	3.89%
ML 5	0.14%
ML 6	0.73%
ML 7	1.12%
ML 8	8.06%
ML 9	1.56%
ML 10	0.64%
ML 11	0.06%
ML 13	0.08%
ML 15	0.53%
ML 16	0.35%
ML 18	0.49%
ML 22	0.04%



STRUCTURE OF REALIZED EXPORTS



TRANSFERS OF CONTROLLED GOODS MAY PASS THROUGH TWO OR MORE STATES COVERED BY THIS REPORT BEFORE BEING DELIVERED TO THEIR FINAL DESTINATION. FOR THIS REASON, THERE IS LIKELY TO BE A CONSIDERABLE AMOUNT OF DOUBLE COUNTING IN THIS REPORT, WITH THE SAME TRANSFER BEING REPORTED MULTIPLE TIMES BY DIFFERENT STATES. THE REPORT SHOULD NOT, THEREFORE, BE USED TO GENERATE AN ESTIMATE OF THE COMBINED VALUE OF THE REGION'S ARMS EXPORTS.

ARMS EXPORTS PER DESTINATION IN 2021

AFGHANISTAN	ML 1		TOTAL per destination
	Serbia	a	1
		b	149 285
		c	149 285
	TOTAL PER ML category	a	1
		b	149 285
		c	149 285

ALBANIA	ML 3		TOTAL per destination
	Bosnia and Herzegovina	a	1
		b	260 000
		c	87 600
	North Macedonia	a	1
		b	4 800
		c	4 800
	TOTAL PER ML category	a	2
		b	264 800
		c	92 400

ALGERIA	ML 1 ML 3 ML 10 ML 13 ML 18 ML 22						TOTAL per destination
	Bosnia and Herzegovina	a	1				1
		b	50 200				50 200
		c	50 200				50 200
	Serbia*	a	1	1	1	3	7
		b	128 032	1 453 530	507 247	36 993	4 416 761
		c	128 032	1 453 530	507 247	36 993	1 764 360
	TOTAL PER ML category	a	1	2	1	1	3
		b	128 032	1 503 730	507 247	36 993	4 416 761
		c	128 032	1 503 730	507 247	36 993	1 764 360

ANGOLA	ML 4		TOTAL per destination
	Serbia	a	1
		b	124 959
		c	124 959
	TOTAL PER ML category	a	1
		b	124 959
		c	124 959

ARGENTINA

		ML 1	TOTAL per destination
Serbia	a	1	1
	b	67 775	67 775
	c	67 775	67 775
TOTAL PER ML category	a	1	1
	b	67 775	67 775
	c	67 775	67 775

AUSTRALIA

		ML 1	ML 18	TOTAL per destination
Serbia	a	1	1	2
	b	55 375	30 000	85 375
	c	54 800	2 400	57 200
TOTAL PER ML category	a	1	1	2
	b	55 375	30 000	85 375
	c	54 800	2 400	57 200

AUSTRIA

		ML 1	ML 3	ML 5	ML 8	TOTAL per destination
Bosnia and Herzegovina	a	1	3	1		5
	b	397 340	3 442 150	2 003		3 841 493
	c	24 247	1 990 494	2 003		2 016 744
Serbia	a		2		2	4
	b		1 351 325		30 400	1 381 725
	c		1 230 505		30 400	1 260 905
TOTAL PER ML category	a	1	5	1	2	9
	b	397 340	4 793 475	2 003	30 400	5 223 218
	c	24 247	3 220 999	2 003	30 400	3 277 649

AZERBAIJAN

		ML 3	ML 4	TOTAL per destination
Serbia	a	1	1	2
	b	4 040 322	5 580	4 045 902
	c	4 040 322		4 040 322
TOTAL PER ML category	a	1	1	2
	b	4 040 322	5 580	4 045 902
	c	4 040 322		4 040 322

BAHRAIN

		ML 3	TOTAL per destination
Serbia	a	3	3
	b	2 814 000	2 814 000
	c	2 814 000	2 814 000
TOTAL PER ML category	a	3	3
	b	2 814 000	2 814 000
	c	2 814 000	2 814 000

BANGLADESH

		ML 1	ML 2	ML 3	ML 4	ML 10	TOTAL per destination
Bosnia and Herzegovina	a		1	2	1		4
	b			3 680 763			3 680 763
	c						
Montenegro	a					3	3
	b					281 162	281 162
	c					281 162	281 162
Serbia	a	1					1
	b	377					377
	c	377					377
TOTAL PER ML category	a	1	1	2	1	3	8
	b	377		3 680 763		281 162	3 962 302
	c	377				281 162	281 539

BELARUS

		ML 1	ML 3	ML 8	TOTAL per destination
Montenegro	a				
	b				
	c			1	1
Serbia	a	2	1		3
	b	422 857	87 085		509 942
	c	352			352
TOTAL PER ML category	a	2	1		3
	b	422 857	87 085		509 942
	c	352		1	353

BELGIUM

		ML 3	ML 8	TOTAL per destination
Bosnia and Herzegovina	a	1		1
	b	59 730		59 730
	c	59 730		59 730
Serbia	a	1	3	4
	b	2 940	2 861 210	2 864 150
	c	2 100	2 425 102	2 427 202
TOTAL PER ML category	a	2	3	5
	b	62 670	2 861 210	2 923 880
	c	61 830	2 425 102	2 486 932

BOSNIA AND HERZEGOVINA

		ML 1	ML 3	ML 7	ML 8	ML 18	TOTAL per destination
Montenegro	a				1		1
	b				5 940		5 940
	c				5 940		5 940
North Macedonia	a		2				2
	b		7 250				7 250
	c		7 250				7 250
Serbia	a	5	9	1	11	3	29
	b	141 901	617 450	69 160	12 316 740	86 980	13 232 231
	c	76 400	175 282	69 160	9 578 371	17 780	9 916 993
TOTAL PER ML category	a	5	11	1	12	3	32
	b	141 901	624 700	69 160	12 322 680	86 980	13 245 421
	c	76 400	182 532	69 160	9 584 311	17 780	9 930 183

BRAZIL

		ML 1	ML 3	ML 4	TOTAL per destination
Montenegro	a	1			1
	b	1 095			1 095
	c	1 095			1 095
Serbia	a		1	1	2
	b		180 000	269 100	449 100
	c				
TOTAL PER ML category	a	1	1	1	3
	b	1 095	180 000	269 100	450 195
	c	1 095			1 095

		ML 1	ML 2	ML 3	ML 4	ML 8	ML 10
BULGARIA	Albania	a		1			
		b		26 000			
		c		26 000			
	Bosnia and Herzegovina	a		7			
		b		3 555 311			
		c		737 251			
	Montenegro	a	1				1
		b	2 500				8 656
		c	2 500				8 656
	Serbia*	a	1	6	2	14	
		b	8 073	6 792 847	168 500	21 584 910	
		c	1 100	6 186 637	168 500	10 242 865	
	TOTAL PER ML category	a	1	14	2	14	1
		b	2 500	10 374 158	168 500	21 584 910	8 656
		c	2 500	6 949 888	168 500	10 242 865	8 656
		ML 18	TOTAL per destination				
	Albania	a	1				
		b	26 000				
		c	26 000				
	Bosnia and Herzegovina	a	7				
		b	3 555 311				
		c	737 251				
	Montenegro	a	2				
		b	11 156				
		c	11 156				
	Serbia*	a	1	24			
		b	64 664	28 618 993			
		c	64 664	16 663 766			
	TOTAL PER ML category	a	1	34			
		b	64 664	32 211 460			
		c	64 664	17 438 173			

		ML 1	ML 3	ML 22	TOTAL per destination
BURKINA FASO	Bosnia and Herzegovina	a	2		2
		b	34 190		34 190
		c	34 190		34 190
	Serbia*	a	1		1
		b	1 114 995	291 000	1 405 995
		c	1 114 995	291 000	1 405 995
	TOTAL PER ML category	a	1	2	3
		b	1 114 995	325 190	1 440 185
		c	1 114 995	325 190	1 440 185

CAMEROON

		ML 1	ML 3	ML 4	TOTAL per destination
Serbia	a	4	5	1	10
	b	4 348 910	1 697 150	131 000	6 177 060
	c	4 348 910	1 697 150	131 000	6 177 060
TOTAL PER ML category	a	4	5	1	10
	b	4 348 910	1 697 150	131 000	6 177 060
	c	4 348 910	1 697 150	131 000	6 177 060

CANADA

		ML 1	ML 3	TOTAL per destination
Bosnia and Herzegovina	a		2	2
	b		8 780	8 780
	c		8 780	8 780
Serbia	a	2		2
	b	27 759		27 759
	c	27 759		27 759
TOTAL PER ML category	a	2	2	4
	b	27 759	8 780	36 539
	c	27 759	8 780	36 539

CHAD

		ML 1	TOTAL per destination
Bosnia and Herzegovina	a	1	1
	b	21 862	21 862
	c		
TOTAL PER ML category	a	1	1
	b	21 862	21 862
	c		

CHILE

		ML 3	TOTAL per destination
Bosnia and Herzegovina	a	2	2
	b	122 200	122 200
	c	122 200	122 200
Serbia	a	1	1
	b	76 530	76 530
	c	76 530	76 530
TOTAL PER ML category	a	3	3
	b	198 730	198 730
	c	198 730	198 730

CHINA (MAINLAND)	ML 3		TOTAL per destination
	Serbia	a	2
		b	160 320
		c	
	TOTAL PER ML category	a	2
		b	160 320
		c	

COLOMBIA	ML 3		TOTAL per destination
	Bosnia and Herzegovina	a	2
		b	780 183
		c	754 973
	TOTAL PER ML category	a	2
		b	780 183
		c	754 973

CONGO (DEMOCRATIC REPUBLIC OF)	ML 1		TOTAL per destination
	Montenegro	a	1
		b	920 000
		c	920 000
	TOTAL PER ML category	a	1
		b	920 000
		c	920 000

CROATIA

		ML 1	ML 2	ML 3	ML 5	ML 6	ML 10
Bosnia and Herzegovina	a		1	2	2	1	
	b		14 069	669 876	20 947	1 975	
	c		14 069	63 926	20 947	1 975	
Montenegro	a						1
	b						43 200
	c						43 200
Serbia	a	2		1			
	b	77 699		268 125			
	c	18 300		88 611			
TOTAL PER ML category	a	2	1	3	2	1	1
	b	77 699	14 069	938 001	20 947	1 975	43 200
	c	18 300	14 069	152 537	20 947	1 975	43 200

		ML 18	TOTAL per destination
Bosnia and Herzegovina	a	1	7
	b	409 297	1 116 164
	c		100 917
Montenegro	a		1
	b		43 200
	c		43 200
Serbia	a		3
	b		345 824
	c		106 911
TOTAL PER ML category	a	1	11
	b	409 297	1 505 188
	c		251 028

CUBA

		ML 4	TOTAL per destination
Serbia	a	1	1
	b	639 480	639 480
	c		
TOTAL PER ML category	a	1	1
	b	639 480	639 480
	c		

CZECH REPUBLIC

		ML 1	ML 3	ML 8	TOTAL per destination
Bosnia and Herzegovina	a	2	5		7
	b	9 900	9 700 050		9 709 950
	c	8 550	8 473 715		8 482 265
Montenegro	a	2	2		4
	b	608 712	107 770		716 482
	c	608 712	107 770		716 482
Serbia	a	6	1	5	12
	b	402 215	658 920	1 625 750	2 686 885
	c	388 070		836 693	1 224 763
TOTAL PER ML category	a	10	8	5	23
	b	1 020 827	10 466 740	1 625 750	13 113 317
	c	1 005 332	8 581 485	836 693	10 423 510

DENMARK
(GREENLAND)

		ML 3	TOTAL per destination
Serbia	a	1	1
	b	71 750	71 750
	c	71 750	71 750
TOTAL PER ML category	a	1	1
	b	71 750	71 750
	c	71 750	71 750

EGYPT

		ML 1	ML 2	ML 3	ML 4	ML 5	ML 8
Bosnia and Herzegovina	a			6			
	b			9 781 222			
	c			8 272 207			
Serbia*	a	2		2	1	3	1
	b	517 330	394 338	7 882 066	455 236	695 318	159 500
	c	517 330	394 338	7 882 066	455 236	236 760	159 500
TOTAL PER ML category	a	2		8	1	3	1
	b	517 330	394 338	17 663 288	455 236	695 318	159 500
	c	517 330	394 338	16 154 273	455 236	236 760	159 500

		ML 15	TOTAL per destination
Bosnia and Herzegovina	a		6
	b		9 781 222
	c		8 272 207
Serbia*	a	1	10
	b	164 646	10 268 433
	c	164 646	9 809 875
TOTAL PER ML category	a	1	16
	b	164 646	20 049 655
	c	164 646	18 082 082

ESTONIA

		ML 3	TOTAL per destination
Serbia	a	1	1
	b	3 357 080	3 357 080
	c	3 357 080	3 357 080
TOTAL PER ML category	a	1	1
	b	3 357 080	3 357 080
	c	3 357 080	3 357 080

ETHIOPIA

		ML 1	ML 10	TOTAL per destination
Bosnia and Herzegovina	a	1		1
	b	423 277		423 277
	c			
Montenegro	a		2	2
	b		369 632	369 632
	c		322 074	322 074
TOTAL PER ML category	a	1	2	3
	b	423 277	369 632	792 909
	c		322 074	322 074

FRANCE
(NEW CALEDONIA)

		ML 1	TOTAL per destination
Serbia	a	1	1
	b	74 285	74 285
	c		
TOTAL PER ML category	a	1	1
	b	74 285	74 285
	c		

FRANCE

		ML 1	ML 3	ML 8	ML 15	TOTAL per destination
Bosnia and Herzegovina	a		2			2
	b		143 000			143 000
	c		143 000			143 000
Montenegro	a			1		1
	b			4 900		4 900
	c			4 900		4 900
Serbia	a	7	2	2	2	13
	b	806 514	801 115	134 000	221 300	1 962 929
	c	441 434	712 925	111 250	221 300	1 486 909
TOTAL PER ML category	a	7	4	3	2	16
	b	806 514	944 115	138 900	221 300	2 110 829
	c	441 434	855 925	116 150	221 300	1 634 809

GEORGIA

		ML 10	TOTAL per destination
Montenegro	a	1	1
	b	981 351	981 351
	c	28 212	28 212
TOTAL PER ML category	a	1	1
	b	981 351	981 351
	c	28 212	28 212

GERMANY			ML 1	ML 3	ML 8	TOTAL per destination
	Bosnia and Herzegovina	a		3		3
		b		16 052 598		16 052 598
		c		266 598		266 598
	Serbia	a	5	2	1	8
		b	740 221	18 543 310	520 000	19 803 531
		c	230 602	5 125 081		5 355 683
	TOTAL PER ML category	a	5	5	1	11
		b	740 221	34 595 908	520 000	35 856 129
		c	230 602	5 391 679		5 622 281

GHANA			ML 1	ML 2	ML 3	TOTAL per destination
	Montenegro	a	1			1
		b	450 000			450 000
		c	450 000			450 000
	Serbia*	a		1		1
		b		1 284 000	698 540	1 982 540
		c		1 284 000	698 540	1 982 540
	TOTAL PER ML category	a	1	1		2
		b	450 000	1 284 000	698 540	2 432 540
		c	450 000	1 284 000	698 540	2 432 540

GUATEMALA			ML 3	TOTAL per destination
	Bosnia and Herzegovina	a	1	1
		b	194 800	194 800
		c	194 800	194 800
	Serbia	a	2	2
		b	473 581	473 581
		c	473 581	473 581
	TOTAL PER ML category	a	3	3
		b	668 381	668 381
		c	668 381	668 381

HUNGARY

		ML 1	ML 3	ML 5	ML 8	ML 10	TOTAL per destination
Bosnia and Herzegovina	a		6				6
	b		1 721 049				1 721 049
	c		1 199 115				1 199 115
Montenegro	a					1	1
	b					323 840	323 840
	c					323 840	323 840
Serbia	a	1		1	1		3
	b	15 752		19 200	37 500		72 452
	c			9 600	12 500		22 100
TOTAL PER ML category	a	1	6	1	1	1	10
	b	15 752	1 721 049	19 200	37 500	323 840	2 117 341
	c		1 199 115	9 600	12 500	323 840	1 545 055

INDIA

		ML 3	ML 4	ML 8	TOTAL per destination
Bosnia and Herzegovina	a	1			1
	b	23 272			23 272
	c	23 272			23 272
Serbia	a	2	2	2	6
	b	113 740	3 027 742	785 100	3 926 583
	c	43 377	3 027 742	737 745	3 808 864
TOTAL PER ML category	a	3	2	2	7
	b	137 012	3 027 742	785 100	3 949 855
	c	66 649	3 027 742	737 745	3 832 136

INDONESIA

		ML 1	ML 2	ML 3	ML 8	TOTAL per destination
Bosnia and Herzegovina	a	2				2
	b	4 558				4 558
	c	4 558				4 558
Serbia	a		1	6	1	8
	b		461 415	2 959 111	2 011 124	5 431 650
	c		461 415	2 959 111	1 340 749	4 761 275
TOTAL PER ML category	a	2	1	6	1	10
	b	4 558	461 415	2 959 111	2 011 124	5 436 208
	c	4 558	461 415	2 959 111	1 340 749	4 765 833

ISRAEL			ML 1	ML 3	ML 4	ML 8	ML 10	ML 16	TOTAL per destination
	Bosnia and Herzegovina		a	3					3
		b		245 453					245 453
		c		245 242					245 242
	Montenegro		a			1	1		2
		b				120 000	7 250		127 250
		c				60	7 250		7 310
	North Macedonia		a		1			2	3
		b			24 800			1 364 400	1 389 200
		c			24 800			1 364 400	1 389 200
	Serbia*		a	1	7				8
		b	373	155 910	2 534 440				2 690 723
		c	373	155 910	1 962 345				2 118 628
	TOTAL PER ML category		a	4	8	1	1	2	16
		b	373	401 363	2 559 240	120 000	7 250	1 364 400	4 452 626
		c	373	401 152	1 987 145	60	7 250	1 364 400	3 760 380

ITALY			ML 3	ML 8	TOTAL per destination
	Bosnia and Herzegovina		a	3	3
		b	1 087 588		1 087 588
		c	25 788		25 788
	Serbia		a	1	3
		b	8 375 425	42 660	8 418 085
		c		42 660	42 660
	TOTAL PER ML category		a	4	6
		b	9 463 013	42 660	9 505 673
		c	25 788	42 660	68 448

KAZAKHSTAN			ML 2	ML 4	TOTAL per destination
	Serbia		a	1	5
		b	92 604	634 516	727 120
		c	92 604		92 604
	TOTAL PER ML category		a	1	5
		b	92 604	634 516	727 120
		c	92 604		92 604

KENYA

		ML 2	ML 3	TOTAL per destination
Bosnia and Herzegovina	a		4	4
	b		3 963 850	3 963 850
	c		3 226 350	3 226 350
Serbia	a	1	7	8
	b	25 820	8 840 650	8 866 470
	c	25 820	8 427 450	8 453 270
TOTAL PER ML category	a	1	11	12
	b	25 820	12 804 500	12 830 320
	c	25 820	11 653 800	11 679 620

KOREA
(REPUBLIC OF)

		ML 8	TOTAL per destination
Montenegro	a	1	1
	b	1 091 350	1 091 350
	c	453 330	453 330
TOTAL PER ML category	a	1	1
	b	1 091 350	1 091 350
	c	453 330	453 330

KUWAIT

		ML 1	ML 2	ML 3	TOTAL per destination
Bosnia and Herzegovina	a			3	3
	b			681 605	681 605
	c			681 605	681 605
Serbia*	a	2	1	4	7
	b	35 500	2 590	833 642	871 732
	c	35 500		815 541	851 041
TOTAL PER ML category	a	2	1	7	10
	b	35 500	2 590	1 515 247	1 553 337
	c	35 500		1 497 146	1 532 646

KYRGYZSTAN

		ML 15	TOTAL per destination
Serbia	a	1	1
	b	187 500	187 500
	c	187 500	187 500
TOTAL PER ML category	a	1	1
	b	187 500	187 500
	c	187 500	187 500

LATVIA

		ML 5	TOTAL per destination
Bosnia and Herzegovina	a	1	1
	b	147 056	147 056
	c	101 808	101 808
TOTAL PER ML category	a	1	1
	b	147 056	147 056
	c	101 808	101 808

LITHUANIA

		ML 3	TOTAL per destination
Bosnia and Herzegovina	a	2	2
	b	75 370	75 370
	c	75 370	75 370
TOTAL PER ML category	a	2	2
	b	75 370	75 370
	c	75 370	75 370

MALAYSIA

		ML 1	ML 2	ML 3	ML 4	ML 8	TOTAL per destination
Bosnia and Herzegovina	a			5	1		6
	b			2 216 083			2 216 083
	c			1 296 573			1 296 573
Montenegro	a	2					2
	b	198 225					198 225
	c	40 832					40 832
Serbia	a		1	1		1	3
	b		824 250	236 368		436 589	1 497 207
	c		824 250	236 368			1 060 618
TOTAL PER ML category	a	2	1	6	1	1	11
	b	198 225	824 250	2 452 451		436 589	3 911 515
	c	40 832	824 250	1 532 941			2 398 023

MALI

		ML 1	ML 2	ML 3	ML 18	TOTAL per destination
Bosnia and Herzegovina	a			1		1
	b			44 000		44 000
	c			44 000		44 000
Serbia*	a			4	1	5
	b	158 750	163 969	2 981 030	298 470	3 602 219
	c	158 750	163 969	2 597 560	298 470	3 218 749
TOTAL PER ML category	a			5	1	6
	b	158 750	163 969	3 025 030	298 470	3 646 219
	c	158 750	163 969	2 641 560	298 470	3 262 749

MONTENEGRO

		ML 1	ML 3	ML 5	ML 7	ML 8	ML 10
Bosnia and Herzegovina	a	1	3	1			1
	b	310 029	1 341 300	1 188			15 000
	c	8 250	129 238				15 000
Serbia	a	3			1	3	
	b	33 648			39 000	392 215	
	c	31 480			39 000	392 215	
TOTAL PER ML category	a	4	3	1	1	3	1
	b	343 677	1 341 300	1 188	39 000	392 215	15 000
	c	39 730	129 238		39 000	392 215	15 000

		ML 13	TOTAL per destination
Bosnia and Herzegovina	a	1	7
	b	9 965	1 677 482
	c	9 965	162 453
Serbia	a	1	8
	b	72 000	536 863
	c	72 000	534 695
TOTAL PER ML category	a	2	15
	b	81 965	2 214 345
	c	81 965	697 148

MOROCCO

		ML 3	TOTAL per destination
Bosnia and Herzegovina	a	1	1
	b	2 080 000	2 080 000
	c		
Serbia	a	1	1
	b	567 600	567 600
	c	567 600	567 600
TOTAL PER ML category	a	2	2
	b	2 647 600	2 647 600
	c	567 600	567 600

MYANMAR

		ML 3	ML 4	TOTAL per destination
Serbia*	a	3	1	4
	b	2 225 910	2 436 547	4 662 457
	c			
TOTAL PER ML category	a	3	1	4
	b	2 225 910	2 436 547	4 662 457
	c			

NAMIBIA

		ML 8	ML 18	TOTAL per destination
Montenegro	a	1	1	2
	b			
	c			
TOTAL PER ML category	a	1	1	2
	b			
	c			

NETHERLANDS

		ML 3	TOTAL per destination
Bosnia and Herzegovina	a	3	3
	b	1 286 584	1 286 584
	c	1 236 640	1 236 640
Serbia	a	1	1
	b	14 850	14 850
	c		
TOTAL PER ML category	a	4	4
	b	1 301 434	1 301 434
	c	1 236 640	1 236 640

NEW ZEALAND

		ML 3	TOTAL per destination
Serbia	a	1	1
	b	233 079	233 079
	c	232 839	232 839
TOTAL PER ML category	a	1	1
	b	233 079	233 079
	c	232 839	232 839

NIGER

		ML 1	ML 3	ML 4	TOTAL per destination
Bosnia and Herzegovina	a	1			1
	b	19 335			19 335
	c	19 335			19 335
Serbia	a		1	1	2
	b		171 600	436 580	608 180
	c		171 600		171 600
TOTAL PER ML category	a	1	1	1	3
	b	19 335	171 600	436 580	627 515
	c	19 335	171 600		190 935

NIGERIA

		ML 1	ML 2	ML 3	ML 4	TOTAL per destination
Serbia*	a	2	2	5		9
	b	1 398 313	1 015 603	3 325 159	407 699	6 146 775
	c	1 395 967	1 015 603	3 243 221	398 295	6 053 087
TOTAL PER ML category	a	2	2	5		9
	b	1 398 313	1 015 603	3 325 159	407 699	6 146 775
	c	1 395 967	1 015 603	3 243 221	398 295	6 053 087

OMAN

		ML 3	TOTAL per destination
Bosnia and Herzegovina	a	4	4
	b	1 787 340	1 787 340
	c	1 604 130	1 604 130
TOTAL PER ML category	a	4	4
	b	1 787 340	1 787 340
	c	1 604 130	1 604 130

PAKISTAN

		ML 3	ML 10	TOTAL per destination
Bosnia and Herzegovina	a	1		1
	b	565 135		565 135
	c	565 135		565 135
Montenegro	a		1	1
	b		30 322	30 322
	c		30 322	30 322
TOTAL PER ML category	a	1	1	2
	b	565 135	30 322	595 457
	c	565 135	30 322	595 457

PHILIPPINES

		ML 3	TOTAL per destination
Bosnia and Herzegovina	a	3	3
	b	3 407 310	3 407 310
	c	367 840	367 840
Serbia	a	2	2
	b	4 580 611	4 580 611
	c		
TOTAL PER ML category	a	5	5
	b	7 987 921	7 987 921
	c	367 840	367 840

POLAND

		ML 3	ML 10	TOTAL per destination
Bosnia and Herzegovina	a	11		11
	b	4 131 685		4 131 685
	c	1 994 024		1 994 024
Montenegro	a		1	1
	b		428 000	428 000
	c		214 000	214 000
Serbia	a	6		6
	b	979 042		979 042
	c	979 042		979 042
TOTAL PER ML category	a	17	1	18
	b	5 110 727	428 000	5 538 727
	c	2 973 066	214 000	3 187 066

QATAR

		ML 3	ML 8	TOTAL per destination
Bosnia and Herzegovina	a	3		3
	b	1 035 540		1 035 540
	c	1 035 540		1 035 540
North Macedonia	a	1		1
	b	2 750 000		2 750 000
	c	2 750 000		2 750 000
Serbia	a		1	1
	b		199 200	199 200
	c		199 200	199 200
TOTAL PER ML category	a	4	1	5
	b	3 785 540	199 200	3 984 740
	c	3 785 540	199 200	3 984 740

ROMANIA

		ML 3	ML 8	ML 10	TOTAL per destination
Bosnia and Herzegovina	a	6			6
	b	1 813 490			1 813 490
	c	805 610			805 610
Montenegro	a			1	1
	b			3 000	3 000
	c			3 000	3 000
Serbia*	a	2	8		10
	b	20 350	3 226 159		3 246 509
	c	20 350	2 683 944		2 704 294
TOTAL PER ML category	a	8	8	1	17
	b	1 833 840	3 226 159	3 000	5 062 999
	c	825 960	2 683 944	3 000	3 512 904

RUSSIAN FEDERATION

		ML 1	ML 3	ML 8	ML 16	TOTAL per destination
North Macedonia	a				1	1
	b				180	180
	c				180	180
Serbia	a	1	1	1		3
	b	1 250	534 470	496 000		1 031 720
	c	1 250	294 070			295 320
TOTAL PER ML category	a	1	1	1	1	4
	b	1 250	534 470	496 000	180	1 031 900
	c	1 250	294 070		180	295 500

RWANDA

		ML 1	ML 3	ML 4	TOTAL per destination
Serbia	a	2	1	2	5
	b	284 820	15 000	47 000	346 820
	c	284 820	15 000	47 000	346 820
TOTAL PER ML category	a	2	1	2	5
	b	284 820	15 000	47 000	346 820
	c	284 820	15 000	47 000	346 820

SAUDI ARABIA

		ML 1	ML 2	ML 3	ML 4	ML 7	TOTAL per destination
Bosnia and Herzegovina	a			6			6
	b			126 902 813			126 902 813
	c			26 518 521			26 518 521
Serbia*	a		1	6		1	8
	b	12 165 000	2 654 740	120 737 834	867 500	4 720 000	141 145 074
	c	1 503 500	2 654 740	25 328 334		4 720 000	34 206 574
TOTAL PER ML category	a		1	12		1	14
	b	12 165 000	2 654 740	247 640 647	867 500	4 720 000	268 047 887
	c	1 503 500	2 654 740	51 846 855		4 720 000	60 725 095

SENEGAL

		ML 3	TOTAL per destination
Bosnia and Herzegovina	a	1	1
	b	119 680	119 680
	c	119 680	119 680
TOTAL PER ML category	a	1	1
	b	119 680	119 680
	c	119 680	119 680

SERBIA

		ML 1	ML 2	ML 3	ML 4	ML 5	ML 6	ML 8
Bosnia and Herzegovina	a	2	10	15	1	5	4	
	b	674 261	742 411	35 948 760	791 000	157 844	67 000	
	c	181 261	616 397	9 140 375		157 844	52 920	
Montenegro	a			6	4			3
	b			901 466	1 516 010			10 187 000
	c			561 866	144 450			1 294 093
TOTAL PER ML category	a	2	10	21	5	5	4	3
	b	674 261	742 411	36 850 226	2 307 010	157 844	67 000	10 187 000
	c	181 261	616 397	9 702 241	144 450	157 844	52 920	1 294 093

		ML 9	ML 10	ML 11	ML 13	TOTAL per destination
Bosnia and Herzegovina	a	1		1	1	40
	b	692		270 630	228 000	38 880 598
	c	692		251 057	228 000	10 628 546
Montenegro	a		3			16
	b		414 920			13 019 396
	c		414 920			2 415 329
TOTAL PER ML category	a	1	3	1	1	56
	b	692	414 920	270 630	228 000	51 899 994
	c	692	414 920	251 057	228 000	13 043 875

SLOVAKIA

		ML 2	ML 3	ML 4	ML 18	TOTAL per destination
Bosnia and Herzegovina	a		1			1
	b		48 000			48 000
	c		48 000			48 000
North Macedonia	a		2			2
	b		644 800			644 800
	c					
Serbia	a	1	3	1	1	6
	b	13 943	133 047	626 000	1 400	774 389
	c	13 943	109 264	512 490	1 400	637 097
TOTAL PER ML category	a	1	6	1	1	9
	b	13 943	825 847	626 000	1 400	1 467 189
	c	13 943	157 264	512 490	1 400	685 097

SLOVENIA

		ML 1	ML 3	ML 8	TOTAL per destination
Bosnia and Herzegovina	a	3	4	1	8
	b	1 760 902	2 507 405	50	4 268 357
	c	1 758 303	2 354 805	50	4 113 158
North Macedonia	a		1		1
	b		361 400		361 400
	c				
Serbia	a	3	2		5
	b	4 494	518 237		522 731
	c	3 035	512 997		516 032
TOTAL PER ML category	a	6	7	1	14
	b	1 765 396	3 387 042	50	5 152 488
	c	1 761 338	2 867 802	50	4 629 190

SOMALIA

		ML 3	TOTAL per destination
Bosnia and Herzegovina	a	1	1
	b	309 450	309 450
	c		
TOTAL PER ML category	a	1	1
	b	309 450	309 450
	c		

SOUTH AFRICA

		ML 1	ML 3	TOTAL per destination
Bosnia and Herzegovina	a	3	1	4
	b	1 832 019	28 796	1 860 815
	c	259 489	28 526	288 015
Serbia	a	2	3	5
	b	186 352	1 244 512	1 430 864
	c	186 352	871 377	1 057 729
TOTAL PER ML category	a	5	4	9
	b	2 018 371	1 273 308	3 291 679
	c	445 841	899 903	1 345 744

SPAIN

	ML 3	TOTAL per destination
Bosnia and Herzegovina		
a	9	9
b	970 404	970 404
c	409 567	409 567
Serbia		
a	1	1
b	166 320	166 320
c	166 320	166 320
TOTAL PER ML category		
a	10	10
b	1 136 724	1 136 724
c	575 887	575 887

SWEDEN

	ML 1	ML 3	ML 18	TOTAL per destination
Bosnia and Herzegovina				
a	1	2		3
b	9 997	214		10 211
c	9 997	214		10 211
Serbia				
a			1	1
b			1 940	1 940
c			1 940	1 940
TOTAL PER ML category				
a	1	2	1	4
b	9 997	214	1 940	12 151
c	9 997	214	1 940	12 151

SWITZERLAND

	ML 1	ML 3	ML 16	TOTAL per destination
Bosnia and Herzegovina				
a	1	10		11
b	778 060	4 088 019		4 866 079
c	13 947	2 578 019		2 591 966
Montenegro				
a	3			3
b	959 000			959 000
c	25 644			25 644
Serbia				
a	1	2	1	4
b	39 360	8 735 660	596	8 775 616
c	39 360	224 110	590	264 060
TOTAL PER ML category				
a	5	12	1	18
b	1 776 420	12 823 679	596	14 600 695
c	78 951	2 802 129	590	2 881 670

THAILAND

	ML 3	TOTAL per destination
Bosnia and Herzegovina		
a	4	4
b	279 239	279 239
c	279 239	279 239
TOTAL PER ML category		
a	4	4
b	279 239	279 239
c	279 239	279 239

TUNISIA

		ML 2	ML 3	TOTAL per destination
Bosnia and Herzegovina	a		3	3
	b		1 057 080	1 057 080
	c		980 400	980 400
Serbia	a	1		1
	b	21 125		21 125
	c	21 125		21 125
TOTAL PER ML category	a	1	3	4
	b	21 125	1 057 080	1 078 205
	c	21 125	980 400	1 001 525

TURKEY

		ML 3	ML 4	ML 8	ML 15	TOTAL per destination
Bosnia and Herzegovina	a	18	1			19
	b	27 077 213	50 000			27 127 213
	c	19 317 423	50 000			19 367 423
Serbia	a	1	2	4	3	10
	b	1 302 600	11 695 000	7 895 000	1 778 268	22 670 868
	c	1 302 600		1 786 000	1 778 268	4 866 868
TOTAL PER ML category	a	19	3	4	3	29
	b	28 379 813	11 745 000	7 895 000	1 778 268	49 798 081
	c	20 620 023	50 000	1 786 000	1 778 268	24 234 291

UGANDA

		ML 1	ML 2	ML 3	ML 4	ML 6	ML 10	TOTAL per destination
Bosnia and Herzegovina	a		1	1				2
	b		789 000	300 000				1 089 000
	c		789 000	300 000				1 089 000
Montenegro	a						2	2
	b						1 203 231	1 203 231
	c						543 231	543 231
North Macedonia	a			1				1
	b			86 000				86 000
	c			86 000				86 000
Serbia	a	1		1	1	1		4
	b	98 585		35 250	8 982 600	1 523 744		10 640 179
	c				8 982 600	1 523 744		10 506 344
TOTAL PER ML category	a	1	1	3	1	1	2	9
	b	98 585	789 000	421 250	8 982 600	1 523 744	1 203 231	13 018 410
	c		789 000	386 000	8 982 600	1 523 744	543 231	12 224 575

UKRAINE

		ML 10	TOTAL per destination
Montenegro	a	2	2
	b	97 205	97 205
	c	97 205	97 205
TOTAL PER ML category	a	2	2
	b	97 205	97 205
	c	97 205	97 205

		ML 2	ML 3	ML 4	ML 5	ML 6	ML 8	ML 10
Bosnia and Herzegovina	a		3					
	b		471 850					
	c		184 000					
Montenegro	a						1	1
	b						31 920	255 000
	c							255 000
North Macedonia	a			1				
	b			138 588				
	c			138 588				
Serbia*	a	3	4	2		1		
	b	8 333 000	14 666 081	14 751 881	100 000	1 662 000		
	c	8 333 000	14 666 081	810 000	100 000	1 662 000		
TOTAL PER ML category	a	3	7	3		1	1	1
	b	8 333 000	15 137 931	14 890 469	100 000	1 662 000	31 920	255 000
	c	8 333 000	14 850 081	948 588	100 000	1 662 000		255 000

UNITED ARAB EMIRATES

		ML 16	ML 22	TOTAL per destination
Bosnia and Herzegovina	a	1		4
	b	200 000		671 850
	c	200 000		384 000
Montenegro	a			2
	b			286 920
	c			255 000
North Macedonia	a			1
	b			138 588
	c			138 588
Serbia*	a			10
	b		190 000	39 702 962
	c		190 000	25 761 081
TOTAL PER ML category	a	1		17
	b	200 000	190 000	40 800 320
	c	200 000	190 000	26 538 669

UNITED KINGDOM

		ML 1	ML 3	ML 13	ML 18	TOTAL per destination
Serbia	a	1	2	1	1	5
	b	1 700	3 585 740	42 000	3 786	3 633 226
	c	1 700	558 048	11 000	3 318	574 065
TOTAL PER ML category	a	1	2	1	1	5
	b	1 700	3 585 740	42 000	3 786	3 633 226
	c	1 700	558 048	11 000	3 318	574 065

UNITED STATES

		ML 1	ML 2	ML 3	ML 7	ML 8	ML 10	ML 18
Bosnia and Herzegovina	a	15	1	44				
	b	386 105 536	254 205	199 973 213				
	c	9 494 846	254 205	27 307 844				
Montenegro	a	1					1	
	b	8 800 000					43 360	
	c	220 000					43 360	
Serbia	a	12		29	1	5		1
	b	48 952 223		670 284 909	1 687 016	9 615 092		612 000
	c	17 740 684		80 513 306	113 644	3 505 533		25 500
TOTAL PER ML category	a	28	1	73	1	5	1	1
	b	443 857 759	254 205	870 258 122	1 687 016	9 615 092	43 360	612 000
	c	27 455 530	254 205	107 821 150	113 644	3 505 533	43 360	25 500

		TOTAL per destination
Bosnia and Herzegovina	a	60
	b	586 332 954
	c	37 056 895
Montenegro	a	2
	b	8 843 360
	c	263 360
Serbia	a	48
	b	731 151 239
	c	101 898 667
TOTAL PER ML category	a	110
	b	1 326 327 553
	c	139 218 922

VIETNAM			ML 22	TOTAL per destination
	Bosnia and Herzegovina			
	a		1	1
	b		4 500	4 500
	c		4 500	4 500
	Montenegro			
	a			
	b			
	c			
	TOTAL PER ML category			
	a		1	1
	b		4 500	4 500
	c		4 500	4 500

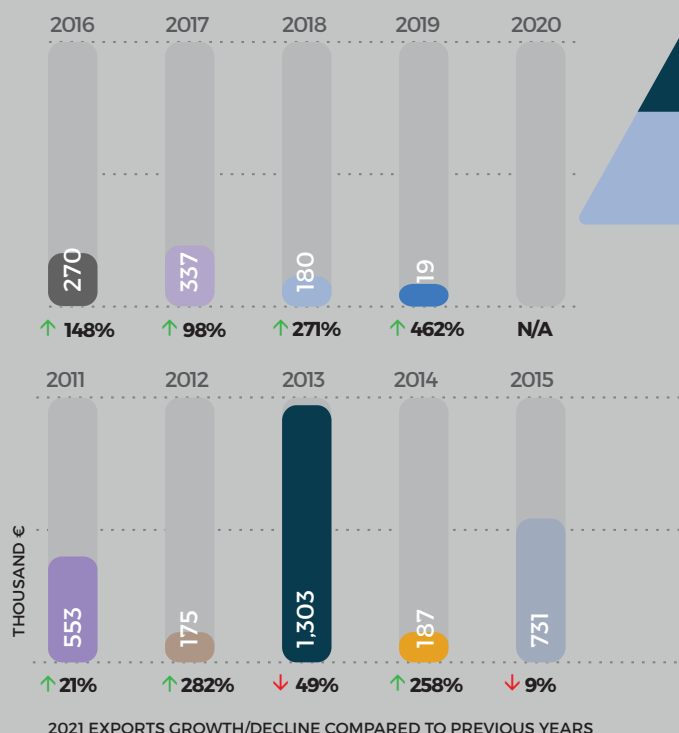
ZAMBIA			ML 1	TOTAL per destination
	Serbia			
	a		1	1
	b		20 465	20 465
	c			
	TOTAL PER ML category			
	a		1	1
	b		20 465	20 465
	c			



ARMS EXPORTS PER REGION IN 2021

ARMS EXPORTS PER REGION IN 2021

EXPORTS TO CENTRAL AMERICA AND THE CARIBBEAN



668,381 €

1,307,861 € - VALUE OF LICENSES ISSUED

51.10%
OF LICENSES ISSUED WAS USED

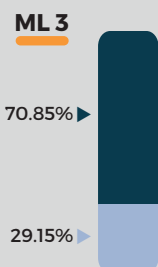


4

LICENSES ISSUED FOR
CENTRAL AMERICA AND
THE CARIBBEAN

EXPORTS STRUCTURE PER ML

ML 3 100%



CENTRAL AMERICA AND THE CARIBBEAN

	ML 3	ML 4	TOTAL per destination
Bosnia and Herzegovina	a	1	1
	b	194 800	194 800
	c	194 800	194 800
Serbia	a	2	3
	b	473 581	639 480
	c	473 581	473 581
TOTAL PER ML category	a	3	4
	b	668 381	639 480
	c	668 381	668 381

Key:

a = number of licences issued
b = value of licences issued in Euros
c = value of arms exports in Euro

Key:

ALBANIA

BOSNIA AND HERZEGOVINA

MONTENEGRO


NORTH MACEDONIA

SERBIA

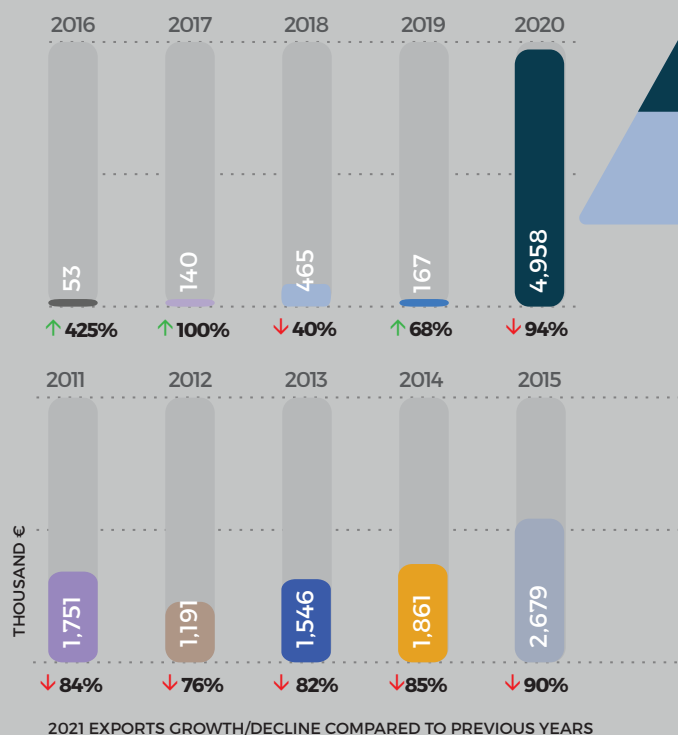
STRUCTURE OF REALIZED EXPORTS

29.15%

70.85%



EXPORTS TO CENTRAL ASIA



280,104 €

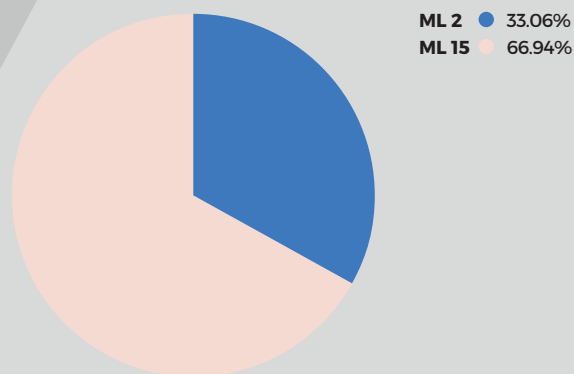
914,620 € - VALUE OF LICENSES ISSUED

30.63%
OF LICENSES ISSUED WAS USED

↓ **6**

LICENSES
ISSUED FOR
CENTRAL ASIA

EXPORTS STRUCTURE PER ML



ML 2

100% ▶

ML 15

100% ▶

		ML 2	ML 4	ML 15	TOTAL per destination
Serbia	a	4	1	1	6
	b	92 604	634 516	187 500	914 620
	c	92 604		187 500	280 104
TOTAL PER ML category	a	4	1	1	6
	b	92 604	634 516	187 500	914 620
	c	92 604		187 500	280 104

Key:

- a = number of licences issued
- b = value of licences issued in Euros
- c = value of arms exports in Euro

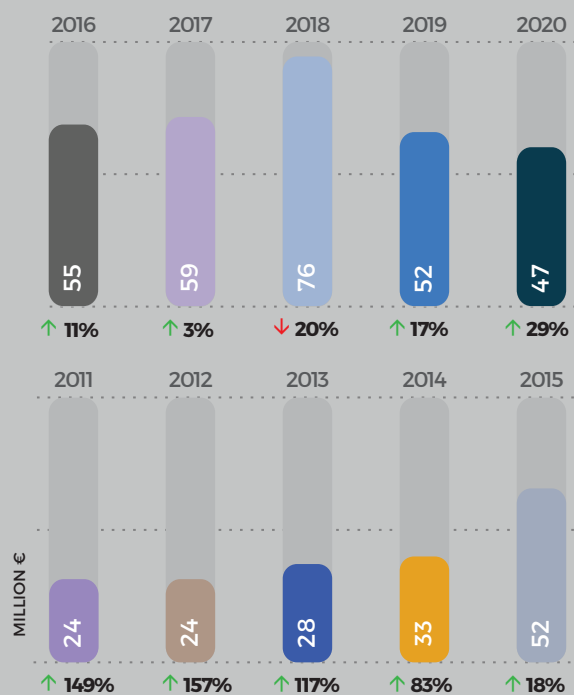
Key:

- ALBANIA
- BOSNIA AND HERZEGOVINA
- MONTENEGRO
- NORTH MACEDONIA
- SERBIA

STRUCTURE OF REALIZED EXPORTS

100% ▼

EXPORTS TO EUROPEAN UNION



2021 EXPORTS GROWTH/DECLINE COMPARED TO PREVIOUS YEARS

60,766,891 €

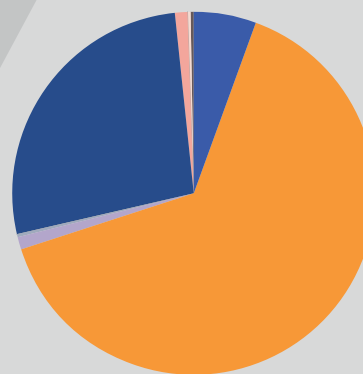
131,597,513 € - VALUE OF LICENSES ISSUED

46.18%
OF LICENSES ISSUED WAS USED

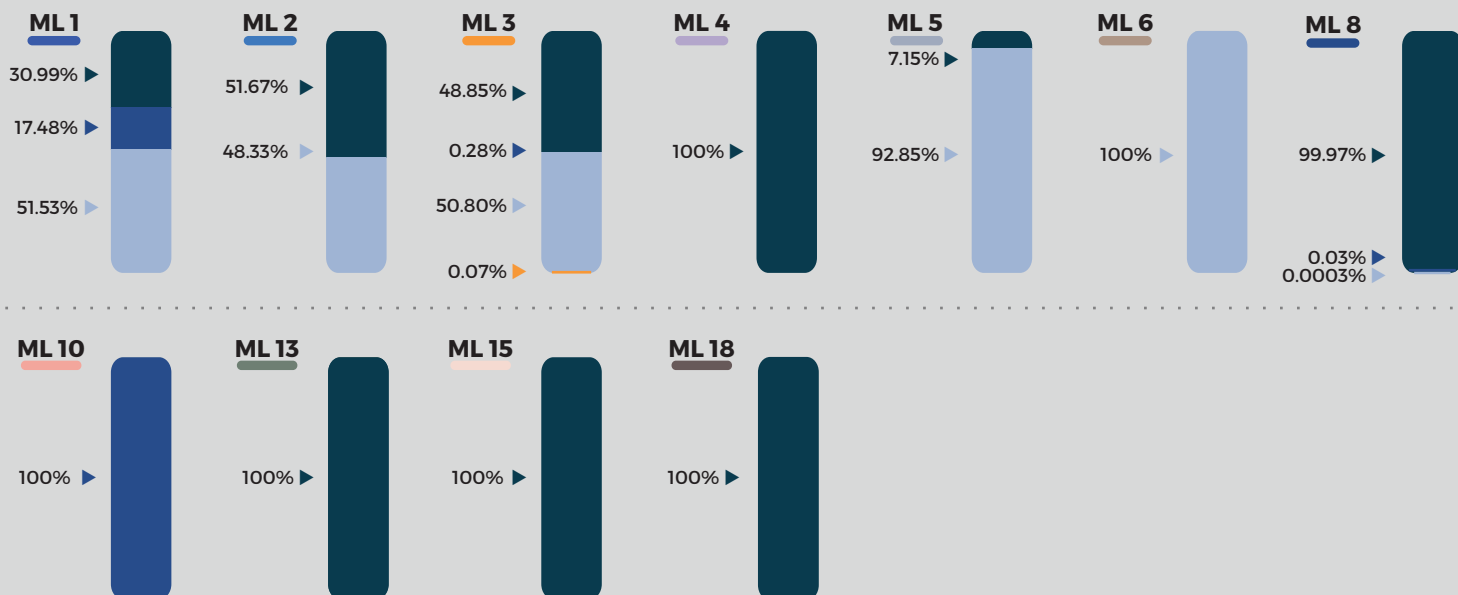
↑ 212

LICENSES
ISSUED FOR
EUROPEAN UNION

EXPORTS STRUCTURE PER ML



ML 1	5.75%
ML 2	0.05%
ML 3	64.41%
ML 4	1.12%
ML 5	0.22%
ML 6	0.003%
ML 8	26.97%
ML 10	0.98%
ML 13	0.02%
ML 15	0.36%
ML 18	0.12%



Key: ● ALBANIA ● BOSNIA AND HERZEGOVINA ● MONTENEGRO ● NORTH MACEDONIA ● SERBIA

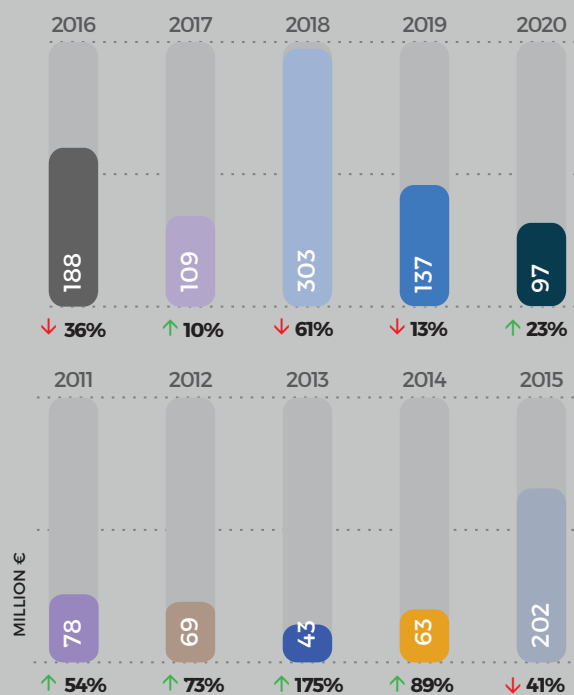
STRUCTURE OF REALIZED EXPORTS



		ML 1	ML 2	ML 3	ML 4	ML 5	ML 6	ML 8
Albania	a			1				
	b			26 000				
	c			26 000				
Bosnia and Herzegovina	a	7	1	70		4	1	1
	b	2 178 139	14 069	47 264 504		170 006	1 975	50
	c	1 801 097	14 069	19 883 847		124 758	1 975	50
Montenegro	a	3		2				1
	b	611 212		107 770				4 900
	c	611 212		107 770				4 900
North Macedonia	a			3				
	b			1 006 200				
	c							
Serbia*	a	26	2	35	3	1		38
	b	2 122 880	22 015	45 640 422	794 500	19 200		30 062 589
	c	1 083 141	15 043	19 120 709	680 990	9 600		16 385 413
TOTAL PER ML category	a	36	3	111	3	5	1	40
	b	4 912 231	36 084	94 044 896	794 500	189 206	1 975	30 067 539
	c	3 495 450	29 112	39 138 326	680 990	134 358	1 975	16 390 363

		ML 10	ML 13	ML 15	ML 18	TOTAL per destination
Albania	a					1
	b					26 000
	c					26 000
Bosnia and Herzegovina	a				1	85
	b				409 297	50 038 040
	c					21 825 796
Montenegro	a	5				11
	b	806 696				1 530 578
	c	592 696				1 316 578
North Macedonia	a					3
	b					1 006 200
	c					
Serbia*	a		1	2	4	112
	b		42 000	221 300	71 790	78 996 695
	c		11 000	221 300	71 322	37 598 517
TOTAL PER ML category	a	5	1	2	5	212
	b	806 696	42 000	221 300	481 087	131 597 513
	c	592 696	11 000	221 300	71 322	60 766 891

EXPORTS TO MIDDLE EAST



2021 EXPORTS GROWTH/DECLINE COMPARED TO PREVIOUS YEARS

119,193,662 €

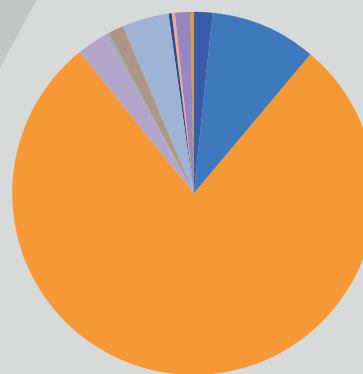
343,489,905 € - VALUE OF LICENSES ISSUED

34.70%
OF LICENSES ISSUED WAS USED

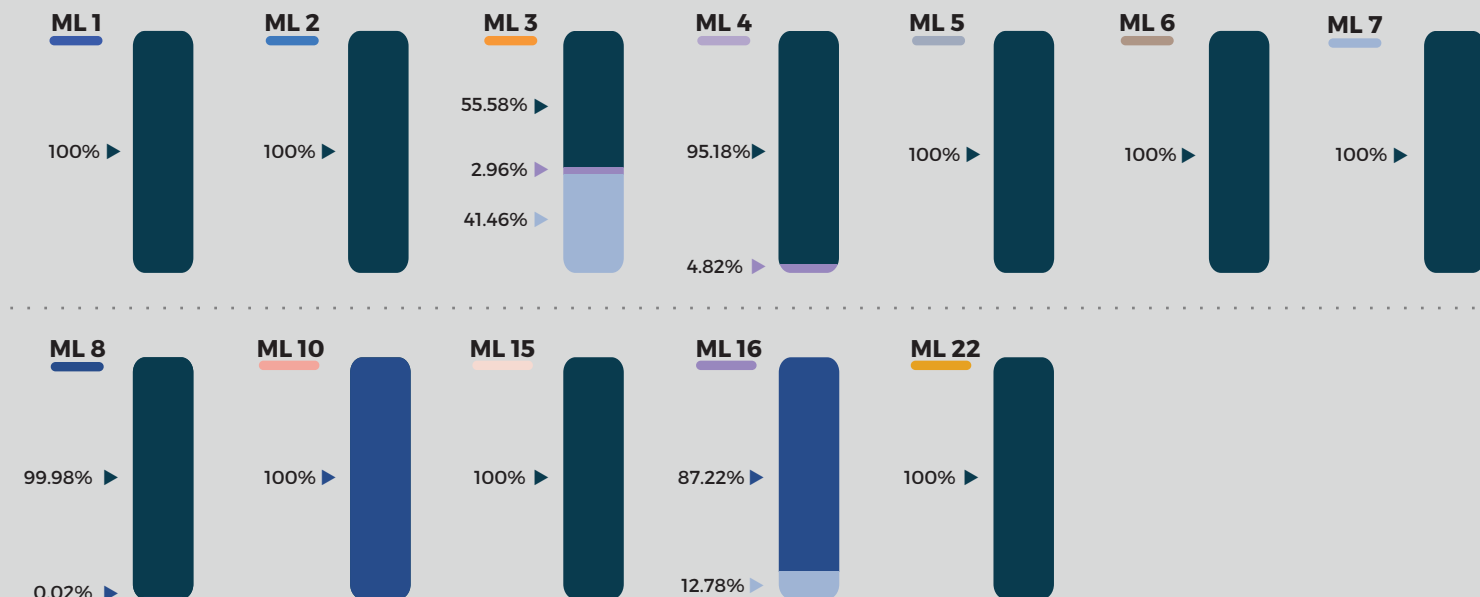
↑ 85

LICENSES
ISSUED FOR
EUROPEAN UNION

EXPORTS STRUCTURE PER ML




ML 1	1.75%
ML 2	9.57%
ML 3	77.99%
ML 4	2.85%
ML 5	0.29%
ML 6	1.40%
ML 7	3.97%
ML 8	0.31%
ML 10	0.23%
ML 15	0.15%
ML 16	1.32%
ML 22	0.17%



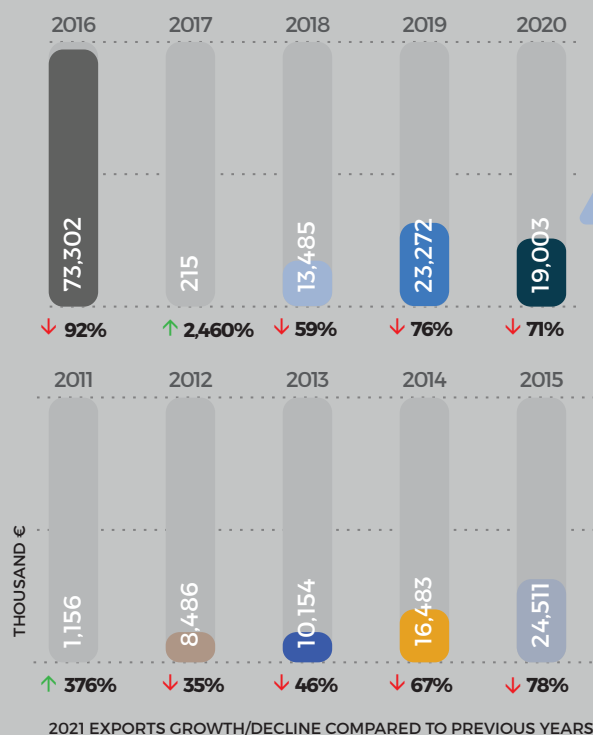
Key: ALBANIA BOSNIA AND HERZEGOVINA MONTENEGRO NORTH MACEDONIA SERBIA

STRUCTURE OF REALIZED EXPORTS



		ML 1	ML 2	ML 3	ML 4	ML 5	ML 6	ML 7
Bosnia and Herzegovina	a			28				
	b			140 905 823				
	c			38 541 245				
Montenegro	a							
	b							
	c							
North Macedonia	a			1	2			
	b			2 750 000	163 388			
	c			2 750 000	163 388			
Serbia*	a	5	5	19	10	3	1	1
	b	12 718 202	11 384 668	147 089 533	18 609 057	795 318	1 662 000	4 720 000
	c	2 056 702	11 382 078	51 661 932	3 227 581	336 760	1 662 000	4 720 000
TOTAL PER ML category	a	5	5	48	12	3	1	1
	b	12 718 202	11 384 668	290 745 356	18 772 445	795 318	1 662 000	4 720 000
	c	2 056 702	11 382 078	92 953 177	3 390 969	336 760	1 662 000	4 720 000
		ML 8	ML 10	ML 15	ML 16	ML 22	TOTAL per destination	
Bosnia and Herzegovina	a				1		29	
	b				200 000		141 105 823	
	c				200 000		38 741 245	
Montenegro	a	2	2				4	
	b	151 920	262 250				414 170	
	c	60	262 250				414 230	
North Macedonia	a				2		5	
	b				1 364 400		4 277 788	
	c				1 364 400		4 277 788	
Serbia*	a	2		1			47	
	b	358 700		164 646		190 000	197 692 124	
	c	358 700		164 646		190 000	75 760 399	
TOTAL PER ML category	a	4	2	1	3		85	
	b	510 620	262 250	164 646	1 564 400	190 000	343 489 905	
	c	358 760	262 250	164 646	1 564 400	190 000	119 193 662	

EXPORTS TO NORTH AFRICA



5,509,487 €

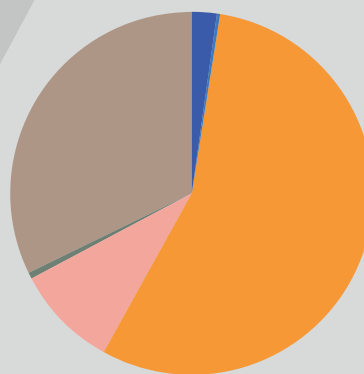
11,218,568 € - VALUE OF LICENSES ISSUED

49.11%
OF LICENSES ISSUED WAS USED

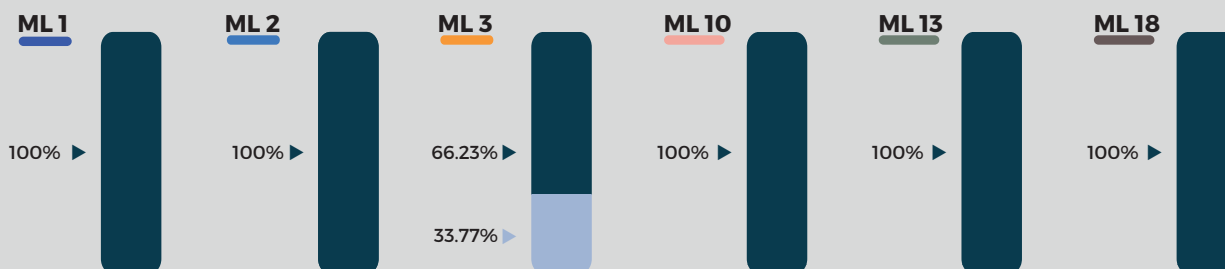
↑ 14

LICENSES
ISSUED FOR
EUROPEAN UNION

EXPORTS STRUCTURE PER ML



ML 1 2.32%
ML 2 0.38%
ML 3 55.39%
ML 10 9.21%
ML 13 0.68%
ML 18 32.02%



Key: ALBANIA BOSNIA AND HERZEGOVINA MONTENEGRO NORTH MACEDONIA SERBIA

STRUCTURE OF REALIZED EXPORTS

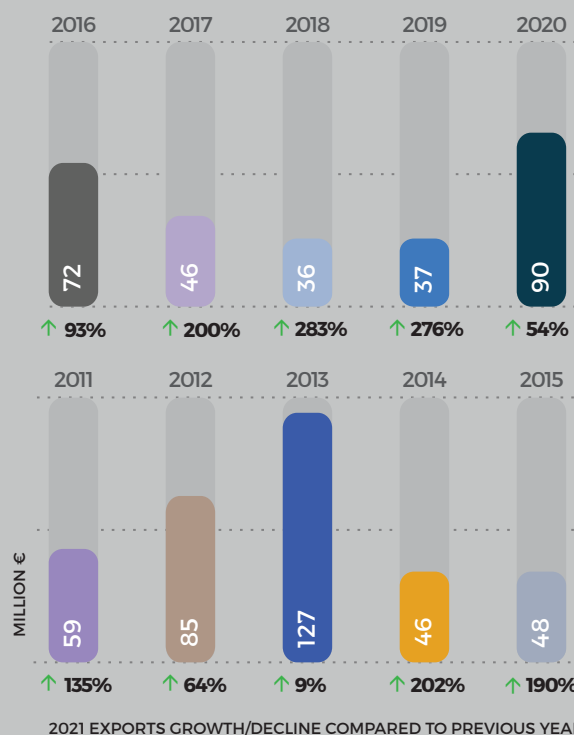


NORTH AFRICA

		ML 1	ML 2	ML 3	ML 10	ML 13	ML 18
Bosnia and Herzegovina	a			5			
	b			3 187 280			
	c			1 030 600			
Serbia*	a	1	1	2	1	1	3
	b	128 032	21 125	2 021 130	507 247	36 993	4 416 761
	c	128 032	21 125	2 021 130	507 247	36 993	1 764 360
TOTAL PER ML category	a	1	1	7	1	1	3
	b	128 032	21 125	5 208 410	507 247	36 993	4 416 761
	c	128 032	21 125	3 051 730	507 247	36 993	1 764 360

	ML 22	TOTAL per destination
Bosnia and Herzegovina	a	5
	b	3 187 280
	c	1 030 600
Serbia*	a	9
	b	900 000 8 031 288
	c	4 478 887
TOTAL PER ML category	a	14
	b	900 000 11 218 568
	c	5 509 487

EXPORTS TO NORTH AMERICA



139,035,461 €

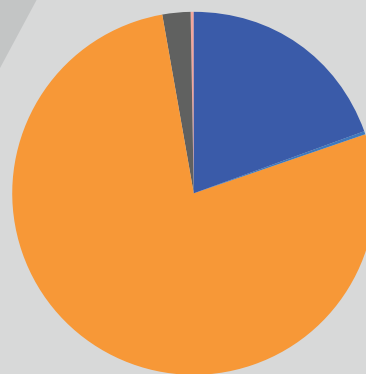
1,318,970,532 € - VALUE OF LICENSES ISSUED

10.54%
OF LICENSES ISSUED WAS USED

↑ 118

LICENSES
ISSUED FOR
EUROPEAN UNION

EXPORTS STRUCTURE PER ML



ML 1 ● 19.60%
ML 2 ● 0.18%
ML 3 ● 77.56%
ML 7 ● 0.18%
ML 8 ● 2.52%
ML 10 ● 0.03%
ML 18 ● 0.02%



Key: ● ALBANIA ● BOSNIA AND HERZEGOVINA ● MONTENEGRO ● NORTH MACEDONIA ● SERBIA

STRUCTURE OF REALIZED EXPORTS

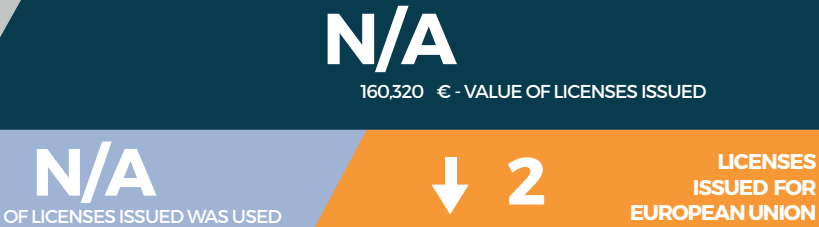
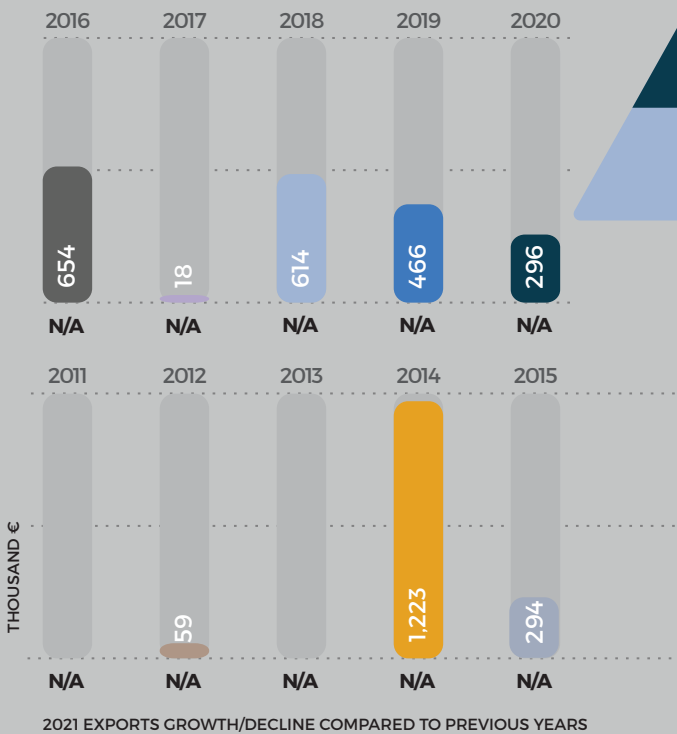


NORTH AMERICA


		ML 1	ML 2	ML 3	ML 7	ML 8	ML 10
Bosnia and Herzegovina	a	15	1	46			
	b	386 105 536	254 205	199 981 993			
	c	9 494 846	254 205	27 316 624			
Montenegro	a						1
	b						43 360
	c						43 360
North Macedonia	a			5			
	b			1 406 440			
	c						
Serbia	a	14		29	1	5	
	b	48 979 981		670 284 909	1 687 016	9 615 092	
	c	17 768 442		80 513 306	113 644	3 505 533	
TOTAL PER ML category	a	29	1	80	1	5	1
	b	435 085 517	254 205	871 673 342	1 687 016	9 615 092	43 360
	c	27 263 288	254 205	107 829 930	113 644	3 505 533	43 360

		ML 18	TOTAL per destination
Bosnia and Herzegovina	a		62
	b		586 341 734
	c		37 065 675
Montenegro	a		1
	b		43 360
	c		43 360
North Macedonia	a		5
	b		1 406 440
	c		
Serbia	a	1	50
	b	612 000	731 178 998
	c	25 500	101 926 426
TOTAL PER ML category	a	1	118
	b	612 000	1 318 970 532
	c	25 500	139 035 461

EXPORTS TO NORTH EAST ASIA



EXPORTS STRUCTURE PER ML



	ML 3	TOTAL per destination
Serbia*	a	2
	b	160 320
	c	
TOTAL PER ML category	a	2
	b	160 320
	c	

Key:

a = number of licences issued

b = value of licences issued in Euros

c = value of arms exports in Euro

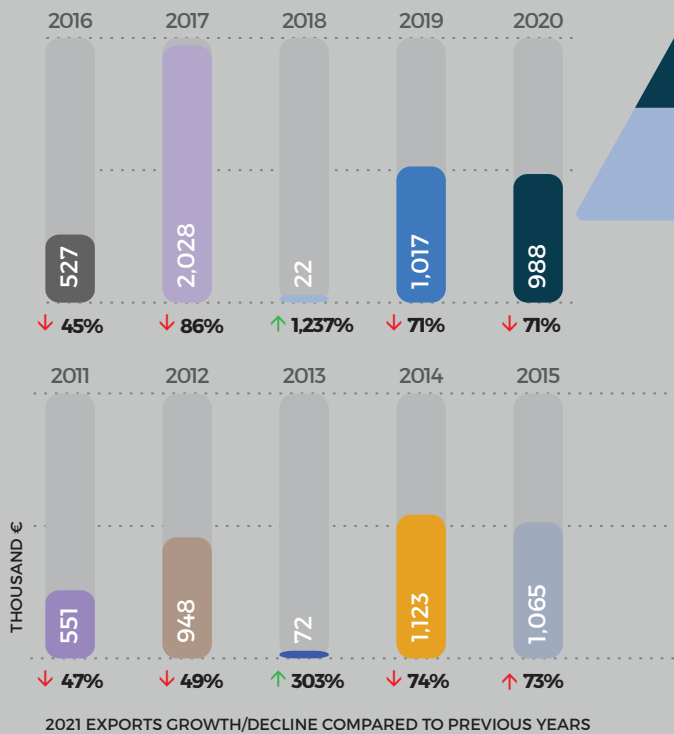
Key:

ALBANIA BOSNIA AND HERZEGOVINA MONTENEGRO NORTH MACEDONIA SERBIA

STRUCTURE OF REALIZED EXPORTS

N/A ▼ N/A ▼ N/A ▼ N/A ▼ N/A ▼

EXPORTS TO OCEANIA



290,039

318,454 € - VALUE OF LICENSES ISSUED


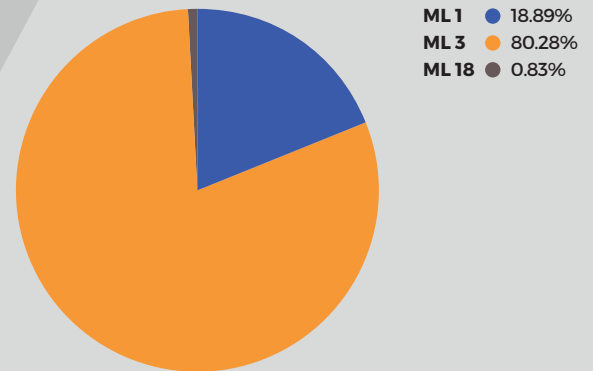


91.08%
OF LICENSES ISSUED WAS USED

3

LICENSES
ISSUED FOR
EUROPEAN UNION

EXPORTS STRUCTURE PER ML



OCEANIA

	ML 1	ML 3	ML 18	TOTAL per destination
Serbia	a	1	1	3
	b	55 375	233 079	318 454
	c	54 800	232 839	290 039
TOTAL PER ML category	a	1	1	3
	b	55 375	233 079	318 454
	c	54 800	232 839	290 039

Key:


- a = number of licences issued
- b = value of licences issued in Euros
- c = value of arms exports in Euro

Key:

- ALBANIA
- BOSNIA AND HERZEGOVINA
- MONTENEGRO
- NORTH MACEDONIA
- SERBIA

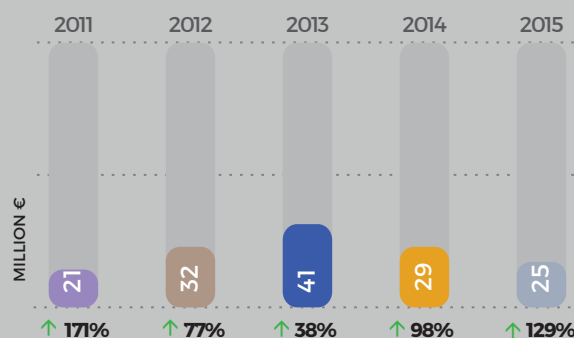
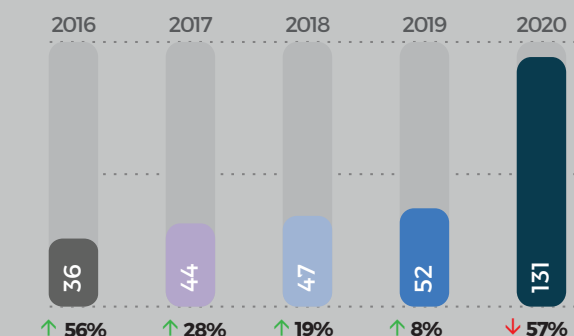
STRUCTURE OF REALIZED EXPORTS

100% ▼



TRANSFERS OF CONTROLLED GOODS MAY PASS THROUGH TWO OR MORE STATES COVERED BY THIS REPORT BEFORE BEING DELIVERED TO THEIR FINAL DESTINATION. FOR THIS REASON, THERE IS LIKELY TO BE A CONSIDERABLE AMOUNT OF DOUBLE COUNTING IN THIS REPORT, WITH THE SAME TRANSFER BEING REPORTED MULTIPLE TIMES BY DIFFERENT STATES. THE REPORT SHOULD NOT, THEREFORE, BE USED TO GENERATE AN ESTIMATE OF THE COMBINED VALUE OF THE REGION'S ARMS EXPORTS.

EXPORTS TO OTHER EUROPEAN COUNTRIES



2021 EXPORTS GROWTH/DECLINE COMPARED TO PREVIOUS YEARS

56,533,863 €

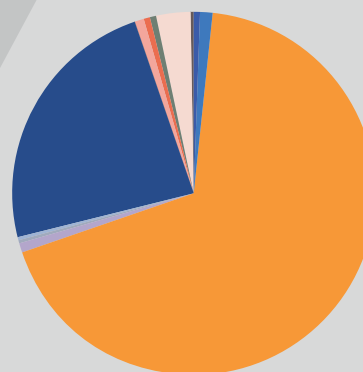
140,655,527 € - VALUE OF LICENSES ISSUED

40.19%
OF LICENSES ISSUED WAS USED

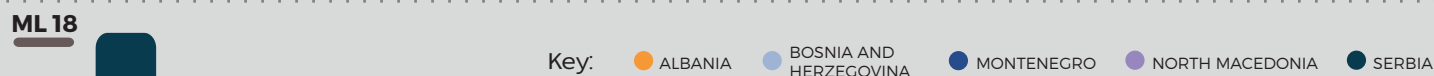
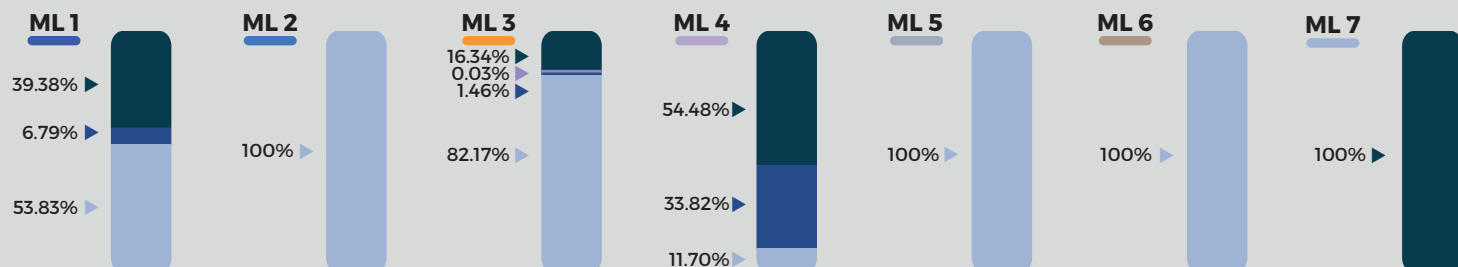
↑ 184

LICENSES
ISSUED FOR
EUROPEAN UNION

EXPORTS STRUCTURE PER ML



ML 1	0.67%
ML 2	1.09%
ML 3	68.24%
ML 4	0.76%
ML 5	0.28%
ML 6	0.09%
ML 7	0.19%
ML 8	23.53%
ML 9	0.001%
ML 10	0.98%
ML 11	0.44%
ML 13	0.55%
ML 15	3.157%
ML 16	0.001%
ML 18	0.03%



Key:

ALBANIA

BOSNIA AND
HERZEGOVINA

MONTENEGRO

NORTH MACEDONIA

SERBIA

STRUCTURE OF REALIZED EXPORTS

58.88%

4.60%

0.02%

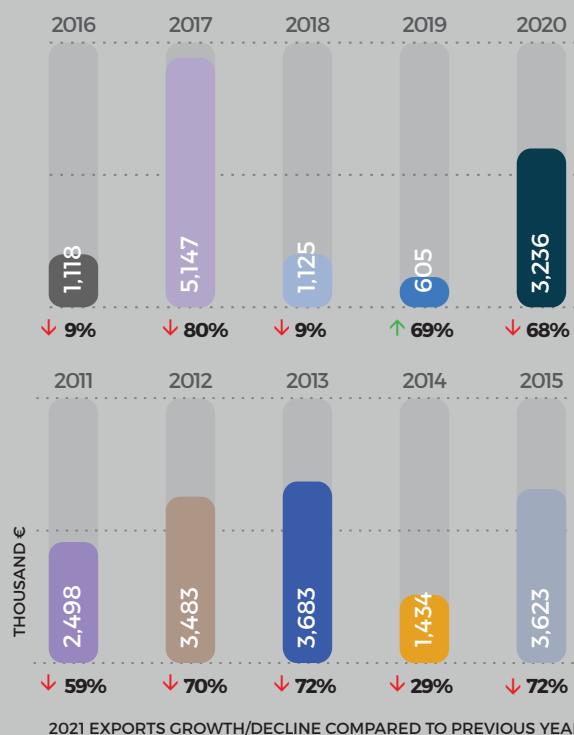
36.50%

OTHER EUROPEAN DESTINATIONS

		ML 1	ML 2	ML 3	ML 4	ML 5	ML 6	ML 7	ML 8
Bosnia and Herzegovina	a	4	10	52	2	6	4		
	b	1 762 350	742 411	69 324 913	841 000	159 032	67 000		
	c	203 458	616 397	31 701 576	50 000	157 844	52 920		
Montenegro	a	3		6	4				6
	b	959 000		901 466	1 516 010				10 241 990
	c	25 644		561 866	144 450				1 328 344
North Macedonia	a			10					
	b			427 641					
	c			12 050					
Serbia*	a	12		19	4			2	20
	b	639 016		15 727 491	11 933 280			108 160	21 348 980
	c	148 842		6 303 332	232 700			108 160	11 972 411
TOTAL PER ML category	a	19	10	87	10	6	4	2	26
	b	3 360 366	742 411	86 381 511	14 290 290	159 032	67 000	108 160	31 590 970
	c	377 944	616 397	38 578 824	427 150	157 844	52 920	108 160	13 300 755

		ML 9	ML 10	ML 11	ML 13	ML 15	ML 16	ML 18	TOTAL per destination
Bosnia and Herzegovina	a	1	1	1	2				83
	b	692	15 000	270 630	237 965				73 420 993
	c	692	15 000	251 057	237 965				33 286 909
Montenegro	a		6						25
	b		1 493 476						15 111 942
	c		540 337						2 600 641
North Macedonia	a						1		11
	b						180		427 821
	c						180		12 230
Serbia*	a				1	3	1	3	65
	b				72 000	1 778 268	596	86 980	51 694 771
	c				72 000	1 778 268	590	17 780	20 634 083
TOTAL PER ML category	a	1	7	1	3	3	2	3	184
	b	692	1 508 476	270 630	309 965	1 778 268	776	86 980	140 655 527
	c	692	555 337	251 057	309 965	1 778 268	770	17 780	56 533 863

EXPORTS TO SOUTH AMERICA



1,022,573 €

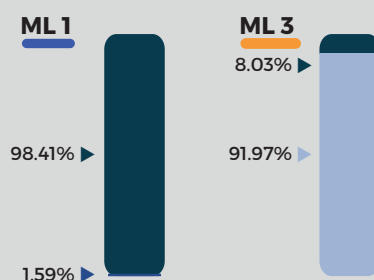
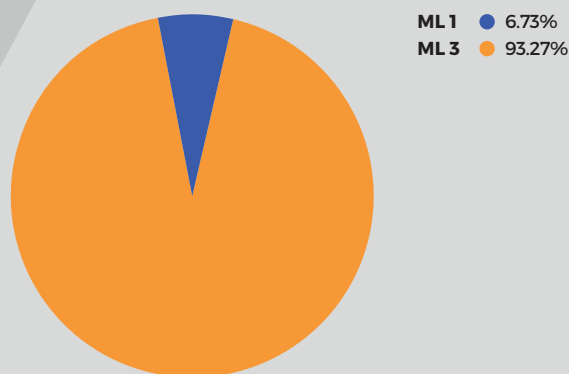
1,496,883 € - VALUE OF LICENSES ISSUED

68.31%
OF LICENSES ISSUED WAS USED

↓ 9


LICENSES
ISSUED FOR
SOUTH AMERICA

EXPORTS STRUCTURE PER ML



Key: ALBANIA BOSNIA AND HERZEGOVINA MONTENEGRO NORTH MACEDONIA SERBIA

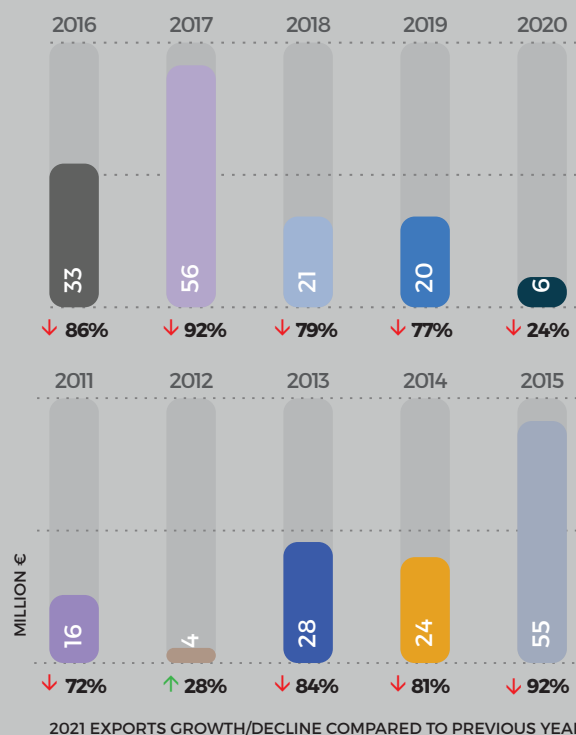
STRUCTURE OF REALIZED EXPORTS



SOUTH AMERICA

		ML 1	ML 3	ML 4	TOTAL per destination
Bosnia and Herzegovina	a		4		4
	b		902 383		902 383
	c		877 173		877 173
Montenegro	a	1			1
	b	1 095			1 095
	c	1 095			1 095
Serbia	a	1	2	1	4
	b	67 775	256 530	269 100	593 405
	c	67 775	76 530		144 305
TOTAL PER ML category	a	2	6	1	9
	b	68 870	1 158 913	269 100	1 496 883
	c	68 870	953 703		1 022 573

EXPORTS TO SOUTH ASIA



4,546,933

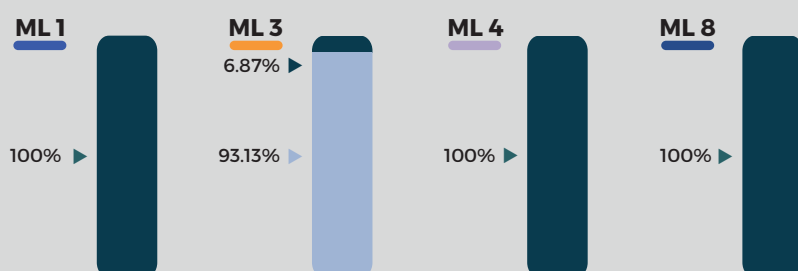
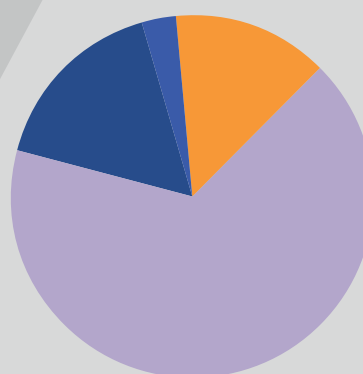
8,345,415 € - VALUE OF LICENSES ISSUED

54.48%
OF LICENSES ISSUED WAS USED

14


LICENSES
ISSUED FOR
SOUTH ASIA

EXPORTS STRUCTURE PER ML



Key: ALBANIA BOSNIA AND HERZEGOVINA MONTENEGRO NORTH MACEDONIA SERBIA

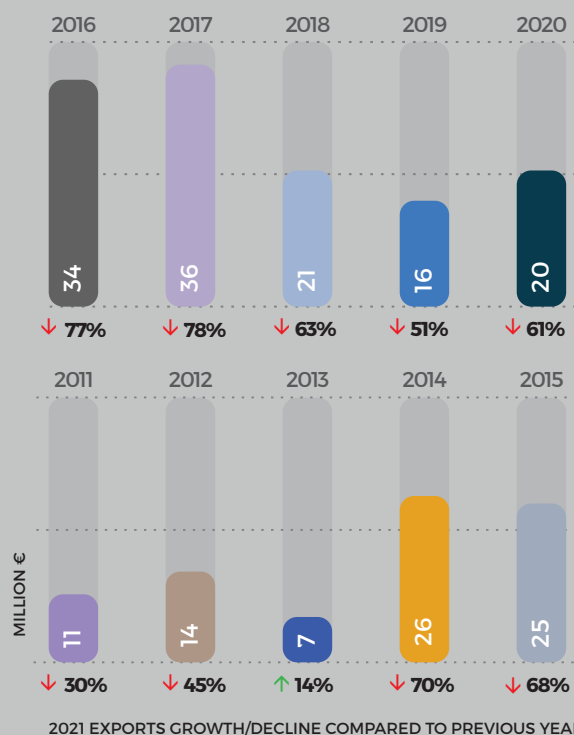
STRUCTURE OF REALIZED EXPORTS



SOUTH ASIA

		ML 1	ML 2	ML 3	ML 4	ML 8	TOTAL per destination
Bosnia and Herzegovina	a		1	4	1		6
	b			4 269 170			4 269 170
	c			588 407			588 407
Serbia	a	2		2	2	2	8
	b	149 662		113 740	3 027 742	785 100	4 076 245
	c	149 662		43 377	3 027 742	737 745	3 958 526
TOTAL PER ML category	a	2	1	6	3	2	14
	b	149 662		4 382 910	3 027 742	785 100	8 345 415
	c	149 662		631 784	3 027 742	737 745	4 546 933

EXPORTS TO SOUTH EAST ASIA



7,774,603

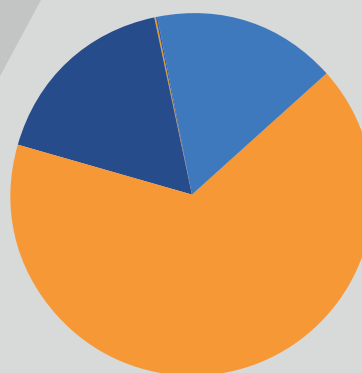
22,083,615 € - VALUE OF LICENSES ISSUED

35.91%
OF LICENSES ISSUED WAS USED

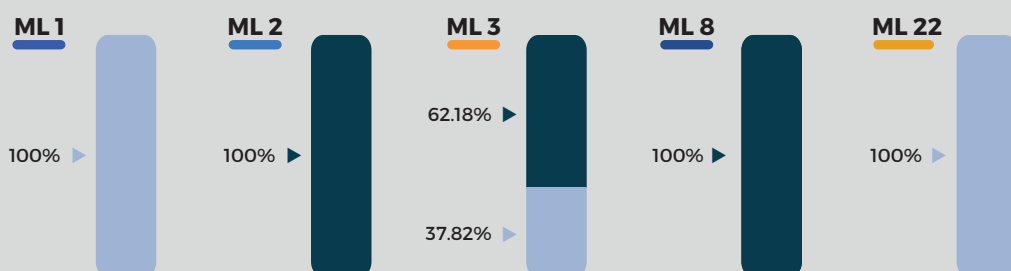
↓ 33

LICENSES
ISSUED FOR
SOUTH EAST ASIA

EXPORTS STRUCTURE PER ML



ML 1 0.06%
ML 2 16.53%
ML 3 66.10%
ML 8 17.25%
ML 22 0.06%



Key: ● ALBANIA ● BOSNIA AND HERZEGOVINA ● MONTENEGRO ● NORTH MACEDONIA ● SERBIA

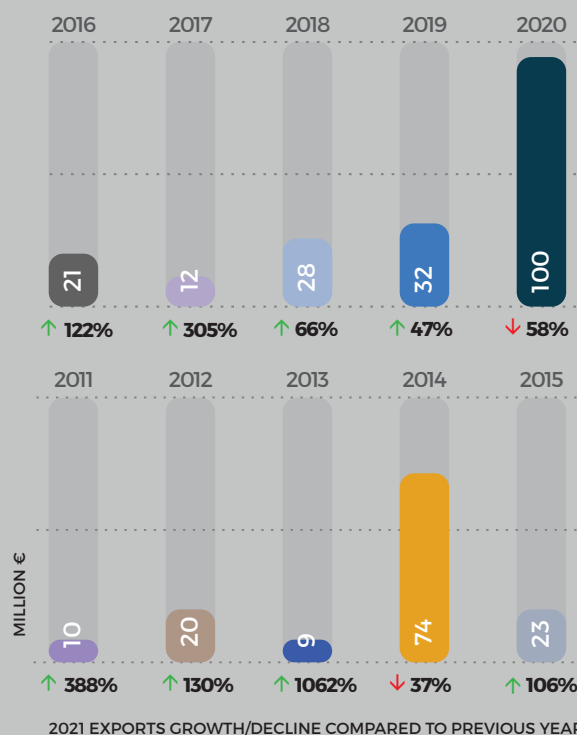
STRUCTURE OF REALIZED EXPORTS



SOUTH EAST ASIA

		ML 1	ML 2	ML 3	ML 4	ML 8	ML 22	TOTAL per destination
Bosnia and Herzegovina	a	2		12	1		1	16
	b	4 558		5 902 632			4 500	5 911 690
	c	4 558		1 943 652			4 500	1 952 710
Serbia	a		2	12	1	2		17
	b		1 285 665	10 002 000	2 436 547	2 447 712		16 171 925
	c		1 285 665	3 195 479		1 340 749		5 821 893
TOTAL PER ML category	a	2	2	24	2	2	1	33
	b	4 558	1 285 665	15 904 632	2 436 547	2 447 712	4 500	22 083 615
	c	4 558	1 285 665	5 139 131		1 340 749	4 500	7 774 603

EXPORTS TO SUB-SAHARAN AFRICA



46,640,027 €

52,266,847 € - VALUE OF LICENSES ISSUED


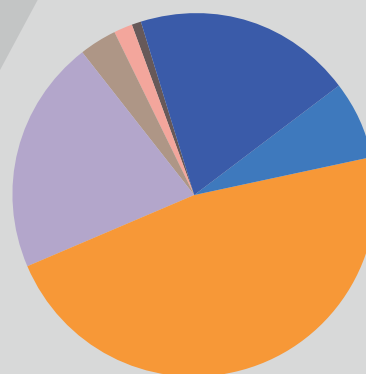
89.23%
OF LICENSES ISSUED WAS USED



79

LICENSES ISSUED
FOR SUB-SAHARAN
AFRICA

EXPORTS STRUCTURE PER ML



Key:

ALBANIA

BOSNIA AND
HERZEGOVINA

MONTENEGRO


NORTH MACEDONIA

SERBIA

STRUCTURE OF REALIZED EXPORTS

10.34% 4.79% 0.18%

84.69%



SUB-SAHARAN AFRICA

		ML 1	ML 2	ML 3	ML 4	ML 6	ML 8	ML 10
Bosnia and Herzegovina	a	6	1	11				
	b	2 296 493	789 000	4 799 966				
	c	278 824	789 000	3 752 746				
Montenegro	a	2					1	4
	b	1 370 000						1 572 863
	c	1 370 000						865 305
North Macedonia	a			1				
	b			86 000				
	c			86 000				
Serbia*	a	13	3	28	6	1		
	b	7 611 190	2 489 391	19 299 891	10 129 838	1 523 744		
	c	7 489 794	2 489 391	18 012 898	9 683 854	1 523 744		
TOTAL PER ML category	a	21	4	40	6	1	1	4
	b	11 277 683	3 278 391	24 185 857	10 129 838	1 523 744		1 572 863
	c	9 138 618	3 278 391	21 851 644	9 683 854	1 523 744		865 305

		ML 18	ML 22	TOTAL per destination
Bosnia and Herzegovina	a			18
	b			7 885 459
	c			4 820 570
Montenegro	a	1		8
	b			2 942 863
	c			2 235 305
North Macedonia	a			1
	b			86 000
	c			86 000
Serbia*	a	1		52
	b	298 470		41 352 525
	c	298 470		39 498 152
TOTAL PER ML category	a	2		79
	b	298 470		52 266 847
	c	298 470		46 640 027

3

TABLE SHOWING EXPORTS TO UNITED NATIONS-MANDATED OR OTHER INTERNATIONAL MISSIONS IN 2021

Exporting State	United Nations-Mandated or Other International Missions	Description of Goods
Serbia	Army Training Command-conducted " SABER JUNCTION 21 " (Germany)	<ul style="list-style-type: none"> • Ammunition and fuzes • Smooth-bore weapons with a calibre of less than 20 mm, other arms and automatic weapons with a calibre of 12,7 mm (calibre 0,50 inches)
	Army training " GOLDEN FLEECE 21 " (Greece)	<ul style="list-style-type: none"> • Ammunition and fuzes • Smooth-bore weapons with a calibre of less than 20 mm, other arms and automatic weapons with a calibre of 12,7 mm (calibre 0,50 inches)
	Army training " ORION 21 " (Greece)	<ul style="list-style-type: none"> • Aircrafts, "lighter-than-air vehicles", airplanes, unmanned airborne vehicles • Ammunition and fuzes • Smooth-bore weapons with a calibre of less than 20 mm, other arms and automatic weapons with a calibre of 12,7 mm (calibre 0,50 inches)
	Army training " SLOVENSKO BRATSTVO 2021 " (Russian Federation)	<ul style="list-style-type: none"> • Aircrafts, "lighter-than-air vehicles", airplanes, unmanned airborne vehicles • Electronic equipment
	Army training " TENKOVSKI BIATLON 2021 " (Russian Federation)	<ul style="list-style-type: none"> • Electronic equipment • Fire control and related alerting and warning equipment
	Combat shooting " SABLA " (Bulgaria)	<ul style="list-style-type: none"> • Aircrafts, "lighter-than-air vehicles", airplanes, unmanned airborne vehicles • Bombs, torpedoes, rockets, projectiles and other explosive devices and charges • Chemical or biological toxic agents • Electronic equipment • Fire control and related alerting and warning equipment • Forgings, castings and other unfinished products • Software • Specialised equipment for military training or for simulating military scenarios
	EU capacity building mission in Mali	<ul style="list-style-type: none"> • Ammunition and fuzes
	EU NAFOR Somalia – " Operation ATALANTA " (Djibouti)	<ul style="list-style-type: none"> • Ammunition and fuzes

Exporting State	United Nations-Mandated or Other International Missions	Description of Goods
	Military competition: "SNAJPERSKA GRANICA 2021"(Belarus)	<ul style="list-style-type: none"> • Ammunition and fuzes • Fire control and related alerting and warning equipment • Smooth-bore weapons with a calibre of less than 20 mm, other arms and automatic weapons with a calibre of 2,7 mm (calibre 0,50 inches)
	Multinational exercise "COMBINED RESOLVE 16"(Germany)	<ul style="list-style-type: none"> • Ammunition and fuzes • Smooth-bore weapons with a calibre of less than 20 mm, other arms and automatic weapons with a calibre of 12,7 mm (calibre 0,50 inches)
	"UNIFIL 2021" (Lebanon)	<ul style="list-style-type: none"> • Ammunition and fuzes • Electronic equipment • Fire control and related alerting and warning equipment • Smooth-bore weapons with a calibre of less than 20 mm, other arms and automatic weapons with a calibre of 12,7 mm (calibre 0,50 inches)
	"MINURCA" United Nations Mission in the Central African Republic	<ul style="list-style-type: none"> • Ammunition and fuzes
	"UNFICYP" United Nations Peacekeeping Force in Cyprus	<ul style="list-style-type: none"> • Ammunition and fuzes • Smooth-bore weapons with a calibre of less than 20 mm, other arms and automatic weapons with a calibre of 12,7 mm (calibre 0,50 inches)

4 INFORMATION ON NATIONAL LEGISLATION RELEVANT TO ARMS EXPORT CONTROL

State	National Legislation	EU Code of Conduct/ EU Common Position	Brokering Provisions
Albania	<p>Law No. 46/2018 dated on 23.07.2018 "On state, international transfer control of military goods and dual-use items and technologies".</p> <p>Law No. 6/2014 dated 30.1.2014 "On the ratification of Arms Trade Treaty".</p> <p>Law No. 74/2014 "On Firearms".</p> <p>Decision of the Council of Ministers No. 91 dated on 26.02.2019 "For the approval of the updated dual use goods and technologies list and military items, object of the state control for international transfers", which fully transpose the list of dual-use goods determined by Annex I of "Commission Delegated Regulation (EU) 2017/2268 of 26 September 2017 amending Council Regulation (EC) No. 428/2009 setting up a Community regime for the control of exports, transfer, brokering and transit of dual-use items" and Council Common decision 2008/944/CFSP of 8 December 2008 defining common rules governing control of exports of military technology and equipment.</p> <p>Decision of the Council of Ministers No. 31 of 22.01.2020 "On organization, functioning and status of State Export Control Authority, the procedure on sharing information and gathering opinions with other Institutions involved in international transfer of controlled goods, and the procedures defining the issues of state guarantees and controls".</p> <p>Decision no. 658, dated 29.7.2015 "For determining procedures for the granting of licenses for manufacture, disability and repair of weapons".</p> <p>Decision of the Council of Ministers No. 604, dated August 28, 2003 "On the Approval, in Principle, of the EU Code of Conduct on Arms Exports".</p> <p>DCM no. 33, dated 22.01.2020 "On the approval of the National Strategy on Nonproliferation of Weapons of Mass Destructions (WMD) and its Action Plan".</p>	<p>Article 12 of the law No. 46/2018 dated on 23.07.2018 "On state, international transfer control of military goods and dual-use items and technologies", incorporate the risk assessment criterias of the EU Council Common decision 2008/944/CFSP of 8 December 2008.</p> <p>Alignment with the Council's Common Position 2008/944/CFSP.</p> <p>Decision of the Council of Ministers No. 604, dated August 28, 2003 "On the Approval, in Principle, of the EU Code of Conduct on Arms Exports".</p>	<p>Brokering Definition in article 2 of the law No. 46/2018 dated on 23.07.2018 "On state, international transfer control of military goods and dual-use items and technologies".</p> <p>Broker shall mean any citizen of Albania wherever located, or, any person or entity physically located within the territory of Albania who performs brokering activities'.</p> <p>Brokering activities shall mean:</p> <p>a) Negotiating or arranging transactions that may involve the transfer of controlled items from a third country to any other third country; or</p> <p>b) Who buy, sell or arrange the transfer of such items that are located in a third country to any other third country.</p> <p>Auxiliary services shall not be considered brokers' services.</p> <p>Auxiliary services include transportation, financial services, insurance or reinsurance, and advertising or promotion.</p>

State	National Legislation	EU Code of Conduct/ EU Common Position	Brokering Provisions
Bosnia and Herzegovina	<p>Law on control of foreign trade in weapons, military equipment and special-use goods ("Official Gazette of BiH" No. 53/16).</p> <p>Book of rules on keeping the register of operators of foreign trade in weapons, military equipment and special-use goods ("Official Gazette of BiH" No. 68/17).</p> <p>Book of rules on the design and contents of documents for foreign trade in weapons, military equipment and special-use goods ("Official Gazette of BiH" No. 68/17).</p> <p>Instruction on the requirements and procedure for issuing documents for foreign trade in weapons, military equipment and special-use goods ("Official Gazette of BiH" No. 69/17).</p> <p>Guidelines on Conducting Oversight of Legal Entities and Individuals that Have Been Licensed or Registered for the Performance of International Transfers of Goods from the Control Lists ("Official Gazette of BiH" No. 28/10).</p> <p>EU Council Common Position 2008/944/CFSP of 8 December 2008, Defining Common Rules Governing Control of Exports of Military Technology and Equipment ("Official Gazette of BiH" No. 30/10).</p> <p>Common Military List ("Official Gazette of BiH" No. 64/19).</p> <p>List of Dual-Use Goods ("Official Gazette of BiH" No. 64/19).</p> <p>List of Special-Use Goods ("Official Gazette of BiH" No. 25/17).</p>	<p>The Law has been harmonized with the:</p> <p>EU Council Common Position 2008/944/CFSP dated 8.12.2008, Defining Common Rules Governing Control of Exports of Military Technology and Equipment.</p> <p>Common Position 2003/468/CFSP on the Control of Arms Brokering.</p> <p>EU Council Joint Action 2000/401/CFSP Concerning the Control of Technical Assistance Related to Certain Military End-Uses.</p> <p>Standards established by the UN SC Resolution 1540 on the Prevention of Proliferation of Weapons of Mass Destruction.</p>	<p>The Law has been harmonized with the Common Position of the Council of Europe on the Controls of Arms Brokering.</p>

State	National Legislation	EU Code of Conduct/EU Common Position	Brokering Provisions
Montenegro	<p>Law on Foreign Trade in Arms and Military Equipment ("Official Journal of Montenegro", No. 40/16 from 30 Jun 2016).</p> <p>Decision on establishing National Control List of Weapons and Military Equipment ("Official Journal of Montenegro", No. 69/18 from 25 October 2018).</p> <p>Rulebook on the Contents and records form of the Foreign Trade of controlled goods ("Official Journal of Montenegro", No. 60/16 from 23 September 2016).</p> <p>Rulebook forms of applications permits and other documents for the external trade of controlled goods ("Official Journal of Montenegro", No. 51/16 from 04 August 2016).</p> <p>Rulebook on the Application Form for Registration in the Register of Persons Who Can Perform Foreign Trade in Controlled Goods and the Content and Manner of Keeping the Register ("Official Journal of Montenegro", No. 51/16 from 04 August 2016).</p>	<p>In May 2008 the Montenegrin Ministry of Interior officially informed the European Commission of its intention to observe all the criteria of the EU Code of Conduct in its procedures of control of exports of weapons, military equipment and dual-use goods.</p> <p>In February 2009 the Ministry of Economic Development officially informed the European Commission that the Republic of Montenegro will observe the Council's Common Position 2008/944/CFSP.</p> <p>In addition, the criteria of EU Code of Conduct have been incorporated in the Law on Foreign Trade in Arms and Military Equipment (Articles 22, 23 and 24.).</p> <p>Common Position 2003/468/CFSP on the Control of Arms Brokering.</p> <p>EU Council Joint Action 2000/401/CFSP Concerning the Control of Technical Assistance Related to Certain Military End-Uses.</p>	<p>The Law has been harmonized with the Common Position of the Council of Europe on the Controls of Arms Brokering.</p>

State	National Legislation	EU Code of Conduct/EU Common Position	Brokering Provisions
North Macedonia	<p>Law on Weapons ("Official Gazette of R. N. Macedonia" No. 7/05, 47/06, 42/07, 86/08, 72/10, 142/10, 158/11, 119/13, 164/13), 152/2015, 193/2015 and 55/2016 and 97/2018.</p> <p>Law on Production and Trade of Weapons and Military Equipment ("Official Gazette of R.M" No.54/02, 84/07, 161/09, 145/10, 119/13, 164/13, 41/14, 192/15, and 39/16.</p>	<p>During 2015 amendments were made to the Law on Weapons in order to provide technical and normative precision to the legal provisions and to provide provisions for compliance with the European Directives.</p> <p>For this reason, in this Report we refer to the Regulations already mentioned in the 2014 report:</p> <p>Republic of North Macedonia unilaterally adhered to the European Code of Conduct on Arms Export in November 2004. In June 2010, Republic of North Macedonia complied with the Council Common Position 2008/944 / CFSP of 8 December 2008. "In accordance with the mediation provisions:</p> <p>Law on Weapons ("Official Gazette of R. N. Macedonia ", No. 119/2013).</p> <p>The amendments and supplements on the Law on Weapons adopted in May 2018, encompassed the provisions from the Commission Implementing Regulation (EU) 2015/2403 of 15 December 2015 establishing common guidelines on deactivation standards and techniques for ensuring that deactivated firearms are rendered irreversibly inoperable.</p>	<p>Law on Weapons ("Official Gazette of the Republic of Macedonia", No. 119/2013).</p>

State	National Legislation	EU Code of Conduct/EU Common Position	Brokering Provisions
Serbia	<p>Law on export and import of Arms and Military Equipment (entered into force in October 2014).</p> <p>Decision on establishing National Control List of Arms and Military Equipment ("Official Gazette RoS no. 38/19).</p> <p>Rulebook on Register of Persons Licensed to Conduct Export and Import of Arms and Military Equipment, Brokering Activities and Technical Assistance ("Official Gazette RoS", no. 96/18).</p> <p>Rulebook on the application form for the issuance of license, license form and other forms of documents accompanying export and import of arms and military equipment ("Official Gazette RoS", no. 96/18).</p> <p>Rulebook on the specific security checks. ("Official Gazette RoS", no. 96/18).</p>	Fully harmonized.	Included.

5

TABLE OF REGIONAL ACTIVITIES IN WHICH STATES PARTICIPATED DURING 2021⁽⁵⁾

Event Location, Host Country & Date	Participants	State or Organization Supporting the Activity	Description of the Activity
16 - 17 November 2021, Online	Albania, Bosnia and Herzegovina, Montenegro, North Macedonia, Serbia	BAFA	Regional Workshop for South Eastern Europe in the framework of the EU Outreach Project on the Promotion of Effective Arms Export Controls (EU COARM OP V)

⁵ No regional activities were held "in person" due to the COVID-19 pandemic during 2021.

6

TABLE SHOWING INTERNET ADDRESSES AND CONTACT DETAILS OF NATIONAL AUTHORITIES RESPONSIBLE FOR ARMS EXPORT CONTROL

State	Institution	Contact Details	Website
Albania	State Export Control Authority	Address: Rr. "Skënderbej", Pall, 4 Kati V 1000 Tiranë Tel/Fax: +355 4 2416 096 E-mail: info_akshe@mod.gov.al	www.akshe.gov.al
Bosnia and Herzegovina	Ministry of Foreign Trade and Economic Relations	Address: Musala 9 71000 Sarajevo Tel: +387 33 220 546 Fax: +387 33 220 091 E-mail: dragisa.mekic@mvteo.gov.ba	www.mvteo.gov.ba
	Ministry of Defence	Address: Hamdije Kreševljakovića 98 71000 Sarajevo Tel: +387 33 286 545	www.mod.gov.ba
	Ministry of Foreign Affairs	Address: Musala 2 71000 Sarajevo Tel: +387 33 281 100	www.mfa.gov.ba
	Ministry of Security	Address: Trg BiH 2 71000 Sarajevo Tel: +387 33 213 623	www.msb.gov.ba
Montenegro	Ministry of Economy	Address: Rimski trg 45 81000 Podgorica Tel: +382 20 482 294 Fax: +382 20 234 576	www.mek.gov.me
	Ministry of Defence	Address: Jovana Tomasevica 29 81000 Podgorica Tel: + 382 20 483 297 Fax: +382 20 483 261	www.mod.gov.me
	Ministry of Interior Affairs	Address: Bulevar Svetog Petra Cetinjskog 22 81000 Podgorica Tel: + 382 20 481 801 Fax: +382 20 227 325	www.mup.gov.me
	Ministry of Foreign Affairs and European Integration	Address: Stanka Dragojevića 2 81000 Podgorica Tel: + 382 20 244 413 Fax: +382 20 225 702	www.mvp.gov.me

State	Institution	Contact Details	Website
North Macedonia	Ministry of Interior	Address: Dimce Mircev 9 1000 Skopje	www.moi.gov.mk
	Ministry of Foreign Affairs	Address: Filip II Macedonian Boulevard 7 1000 Skopje	www.mfa.gov.mk
	Ministry of Economy	Address: Jurij Gagarin 15 1000 Skopje	www.economy.gov.mk
Serbia ⁶	Ministry of Internal and Foreign Trade	Address: Nemanjina 26 11000 Belgrade Tel: +381 11 2642 115	www.mtt.gov.rs

⁶ In the process of deciding on the request, the competent ministry obtains an approval from the Ministry of Foreign Affairs, the Ministry of Defence, the Ministry of Interior and the Security Information Agency.

CIP - Каталогизација у публикацији
Народна библиотека Србије, Београд

339.564:623.44(100)"2021"(083.41)

REGIONAL Report on Arms Exports in 2021 / [editor Nenad Bošković]. - Beograd : UNDP SEESAC, 2023 [Beograd : Cicero]. - 71 str. : tabele, graf. prikazi ; 30 cm

Tiraž 50. - Napomene uz tekst.

ISBN 978-86-7728-363-6

a) Оружје -- Извоз -- 2021 -- Статистика

COBISS.SR-ID 131129609

www.seesac.org

