

MEN AND
FIREARMS
IN SOUTH EAST EUROPE

: FAST FACTS

The South Eastern and Eastern Europe Clearinghouse for the Control of Small Arms and Light Weapons (SEESAC) is a joint initiative of the United Nations Development Programme (UNDP) and the Regional Cooperation Council (RCC) aimed at strengthening national and regional capacities to control and reduce the proliferation and misuse of small arms and light weapons, thus contributing to enhanced stability, security and development in South Eastern and Eastern Europe.

The publication of *Men and Firearms in South East Europe: Fast Facts* was facilitated by the contribution of the European Union, through EU Council Decision (CFSP) 2016/2356 in support of SEESAC disarmament and arms control activities in South-East Europe.

For further information contact:

SEESAC Project Manager
Bulevar Zorana Đinđića 64, 11000 Belgrade Serbia
Tel: +381 11 415 5300 Fax: +381 11 415 5359
www.seesac.org

Acknowledgements:

We would like to express our gratitude to the Small Arms and Light Weapons (SALW) Commissions in South East Europe for the crucial support in data collection, which have made this report possible. This report has also benefited from the inputs and comments from Teodora Zafiu and Violeta Gaši.

Men and Firearms in South East Europe: Fast Facts

This report was written by Dragan Božanić, SEESAC Gender and Research Project Officer. Further support in the development of the report was provided by Dušan Đukić, Junior Consultant.

The views expressed in this document do not necessarily reflect those of the United Nations Development Programme, the Regional Cooperation Council, or the European Union. The designations employed and the presentation of material in this publication do not imply the expression of the United Nations Development Programme, the Regional Cooperation Council, or the European Union concerning 1) the legal status of any country, territory or area, or of its authorities or armed groups; or 2) the delineation of its frontiers or boundaries.

Copy editor: Christine Prickett

Design and layout: Vladimir Garboš

© SEESAC 2019 – All rights reserved

MEN AND FIREARMS IN SOUTH EAST EUROPE

:

FAST FACTS

In South East Europe (SEE), as elsewhere, the overwhelming majority of firearms are owned by men. Men also predominantly use and misuse firearms and account for the majority of victims of firearm misuse. While these patterns are highly stable and remarkably similar across the region, it has been only recently that the necessity to address these issues have been recognized in SALW control legislative and policy frameworks in SEE.

To be effective, this changing policy landscape requires thorough understanding of the linkages between men and firearms and the role that masculine norms play in shaping both the demand for firearms and the risk-taking behavior in the wider social context, including access and availability of firearms.

The *Men and Firearms in South East Europe: Fast Facts* provides a broad overview of the available data on firearm ownership, access to firearms across security sector institutions, men's experience and attitudes towards firearms, and men as perpetrators and victims of firearm misuse. It also maps factors which could influence the demand for firearms among men. In doing so, *Fast Facts* aims to contribute to the ongoing discussions on the social conditioning of these patterns and increase knowledge and awareness of both professionals and the general audience of the specific linkages between men and firearms in SEE.

The data presented here reconfirms that men overwhelmingly dominate across firearm experiences in SEE (Bozanic, 2016), but also clearly indicates that men as a group are not homogeneous and often have ambivalent relations and attitudes towards firearms. It also documents, in the specific context of SEE, the *simultaneous truth* (Heilman and Barker, 2018) that while men are perpetrators of the vast majority of armed violence, most men never get involved in firearm misuse (Widmer, Barker, Buchanan, 2006, Mankowski, 2014). In doing so, *Fast Facts* calls for further in-depth research which would provide a better understanding of the connections between firearms and masculinity and pave the way to comprehensive policy responses to the challenges at hand.

Data used in *Fast Facts* is extracted from multiple sources:

1. Distribution and Impact Survey: In cooperation with governments in SEE, SEESAC collected and analyzed data in order to identify trends in the distribution of small arms and the impact of their misuse on the citizens in the region, both on women and men. The data was collected for the period 2012-2016. Unless indicated otherwise, data presented in this publication refers to this source. In this specific publication, data collected in Albania, Bosnia and Herzegovina, Kosovo*, Moldova, Montenegro, North Macedonia and Serbia is presented.

2. Perception Survey: In November and December 2017, SEESAC conducted an online survey to obtain a better understanding of the public perception of safety and security, on the use and possession of firearms, and on the exposure to firearm violence in SEE. A total of 53,936 respondents participated in the online survey throughout South East Europe.

3. Armed Violence Monitoring Platform (AVMP): The AVMP monitors firearm-related incidents that have occurred in SEE since 2014. Data is collected daily using local media clippings, online search engines and reports by public institutions of relevant firearm-related incidents, where available. For the purpose of this analysis, 6,823 incident reports spanning from January 1, 2014 to December 31, 2018 were analyzed.

* For the United Nations Development Programme, references to Kosovo shall be understood to be in the context of Security Council resolution 1244 (1999).
For the European Union, this designation is without prejudice to positions on status, and is in line with UNSCR 1244/1999 and the ICJ Opinion on the Kosovo declaration of independence.

MAIN FINDINGS

- Men own 97.2% of all legally owned firearms in SEE;

- Men accounted for 91.2% of all security sector personnel authorized to carry firearms in 2016, compared to 8.8% of women;

- 37.7% of men in SEE have had some form of direct personal experience with firearms;

- 21.9% of surveyed men have used a firearm, 11.2% have had a firearm directed at them and 4.6% have both used a firearm and had one directed at themselves;

- Hunting and sport are the most frequent firearm experience (20.3%), followed by armed conflict (10.3%), celebratory shooting (9.9%) and professional reasons (8.8%);

- 70.9% of men who have had experience with firearms most frequently experienced firearms in a violent or perceptibly unsafe manner;

- Men committed 98.4% of firearm-related criminal offenses in SEE, 98.5% of all firearm-related incidents and 98% of all firearm-related homicides;

- Young men are more likely to misuse firearms than men from other age groups;

- Men who misused firearms predominantly misused them in a criminal context and a public dispute or argument, 42.7% and 26.6% respectively;

- Although an overwhelming majority of firearm-related criminal offenses were committed by men, only a minor share of all men in SEE committed criminal offenses;

- Every second man killed in SEE was killed with firearms;

- Men account for 83.8% of victims of firearm-related homicide compared to 16.2% of women;

-
- Men in SEE are most often at risk of firearm misuse from other men they know (friends, acquaintances and neighbors) at 46.1% and strangers at 42.7%;

-
- Men committed 84.7% and women 15.3%% of all firearm-related suicide;

-
- 52.9% of men perceived that having a firearm at home would make them feel safer, while 47.1% would felt less safe with a firearm at home;

-
- 35.3% of men surveyed in 2017 said they would own a firearm;

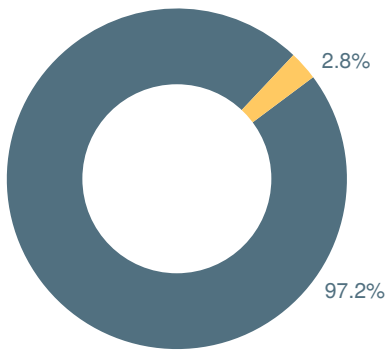
-
- For 46.5% of men who would own a firearm, the main reason would be the need for protection and safety;

-
- Tradition was specified as a reason to own a firearm by 8.5% of men who said they would own a firearm;

-
- The belief that a man should carry a gun is the main reason 6.2% of surveyed men gave for owning a firearm and the belief that it inspires fear in others is the reason 4.6% gave;
-

-
- Men from the youngest and oldest age groups were more likely to state that they would own a firearm;

-
- 63.7% of surveyed men who have had a firearm directed at them would own a firearm, compared to 42% who have only witnessed firearm use and 21% who have never had any experience with firearms.
-



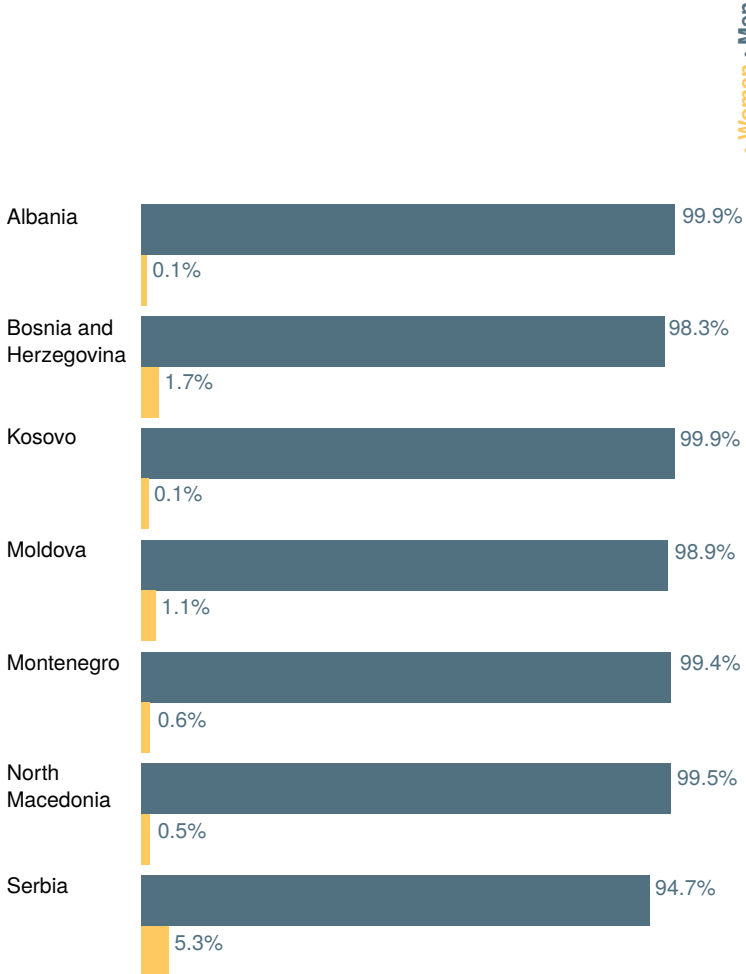
Firearm license holders in SEE, by sex, 2016

10
• Women • Men

OWNERSHIP

97.2% of all legally owned firearms in SEE are owned by men

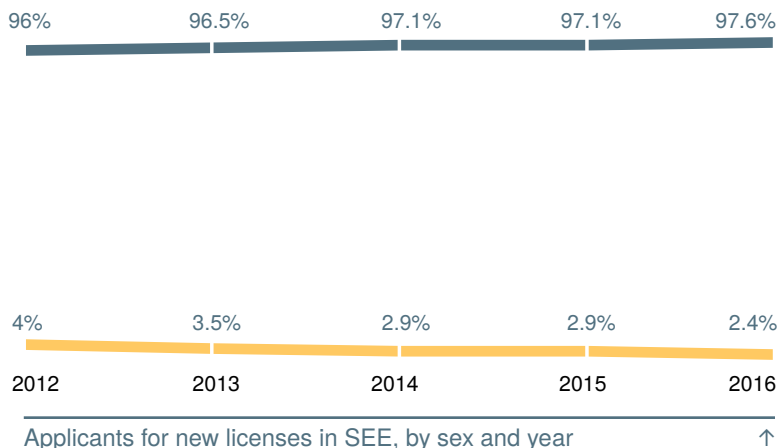
Civilian ownership of firearms in SEE is heavily dominated by men. In 2016 in SEE men held 1,159,996 firearm licenses, compared to 33,363 licenses held by women.



Firearm license holders in SEE, by sex, 2016

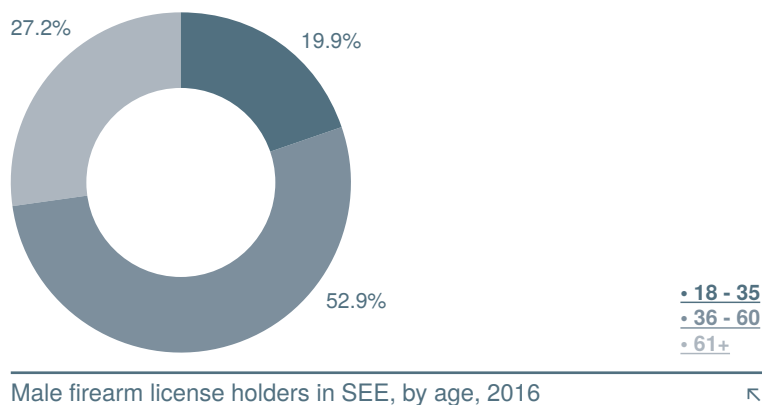
• Women • Men

The distribution of firearm ownership between women and men is remarkably stable and does not vary significantly across the region. The share of men among firearm license holders ranges from 94.7% in Serbia to 99.9% in Albania and Kosovo.

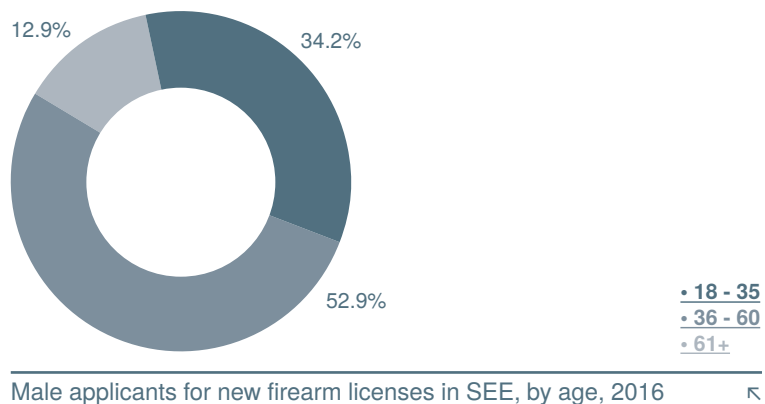


The dominance of men among firearm owners is reproduced over time and it is maintained by the high share of men obtaining new licenses every year. Between 2012 and 2016, men acquired 97% of all new licenses, compared to 3% acquired by women.

In 2016 alone, 81,372 men and 2,037 women acquired new licenses, 97.6% and 2.4% respectively

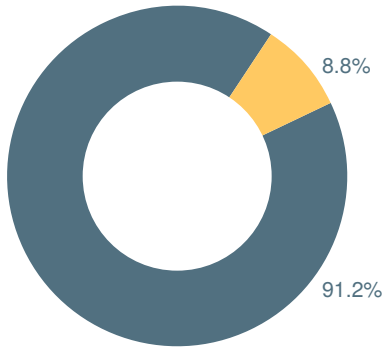


The majority of firearms in SEE are owned by men aged 36 to 60, followed by those from the age group 61 and over and 18 to 35¹.



There was a high proportion of younger firearm license applicants compared to firearm license holders. In 2016, 52.9% of the men who applied were aged 36 to 60 years, 34.2% were aged 18 to 35 years and 12.9% were aged 61 years and older.

¹ Age disaggregated data on both license holders and applicants for new licenses was not available for Kosovo and the Bosnian Podrinje Canton and Herzegovina Neretva Canton.



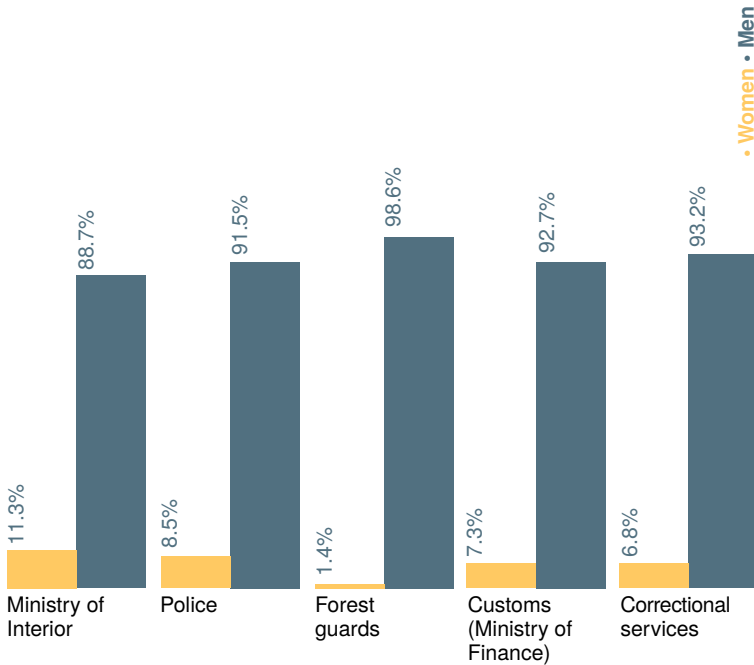
Security sector personnel authorized to carry firearms, by sex, 2016

14 Women • Men

SECURITY SECTOR

Men accounted for 91.2% of all security sector personnel authorized to carry firearms in 2016, compared to 8.8% of women²

Men not only dominate civilian possession of firearms, but also make up the vast majority of personnel across the security sector institutions who are given access to firearms.



Personnel authorized to carry firearms by institution and sex, 2012-2016

Women • Men

Men's considerably higher rate of authorization is persistent in each security sector institution for which data was available.

2 Based on available data. In Serbia data on personnel authorized to carry firearms was classified for most of the institutions with the exception of forest guards and correctional services, while in most of the other jurisdictions data was incomplete.

PRIVATE SECURITY COMPANIES

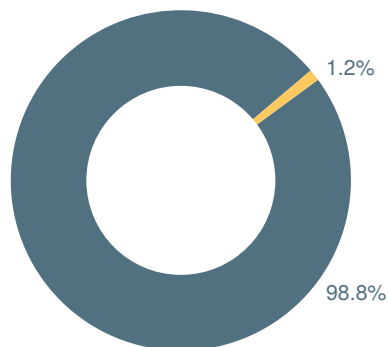
Men made up 98.8% of the personnel at private security companies authorized to carry firearms, compared to only 1.2% of women

In 2016, 23,561 men and 294 women hired by private security companies were authorized to carry firearms.

In Kosovo and North Macedonia, no women employed in private security companies were authorized to carry firearms.

16

• Women • Men



Personnel of private security companies authorized to carry firearms, by sex, 2016

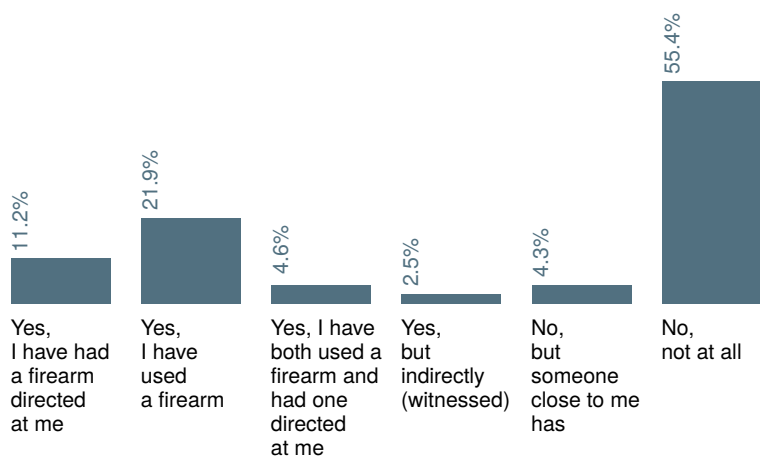
EXPERIENCE

37.7% of men in SEE have had some form of direct personal experience with firearms

Men in SEE are significantly more likely than women to have had experience with firearms than women, 37.7% and 16.8% respectively.

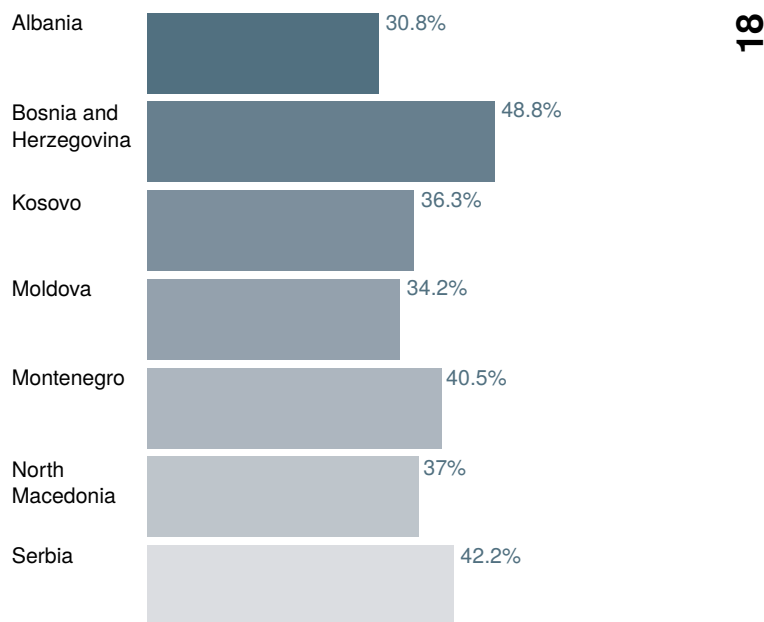
21.9% of surveyed men have used a firearm, 11.2% have had a firearm directed at them and 4.6% have used a firearm and had one directed at themselves. An additional 2.5% have had indirect experience with firearms.

• Women • Men



Have you ever had experience with a firearm?, 2017 (Source: Perception Survey, male respondents)

↑



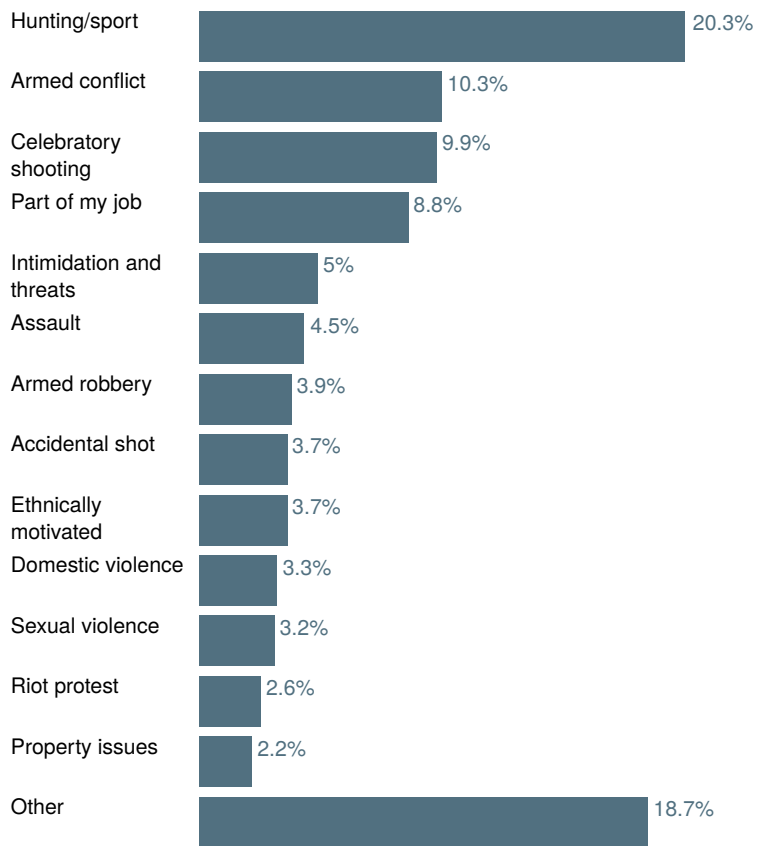
Share of men who have had direct experience with firearms (had a firearm directed at them, used it, or both), 2017
(Source: Perception Survey)

Men in Bosnia and Herzegovina at 48.8% have more frequently had direct experience with firearms than men in other jurisdictions, followed by Serbia at 42.2% and Montenegro at 40.5%. In other jurisdictions, the degree of men's exposure to firearms was below the regional average, with men in Albania being the least likely to have had direct firearm experience.

With respect to specific differences in firearm experiences documented across the region, men in Bosnia and Herzegovina have more frequently than men in other jurisdictions had a firearm directed at them or both used one and had one directed at them (14.8% and 7.9% respectively), while men in Montenegro have used a firearm more often than others have at 28.4%.

	Albania	Bosnia and Herzegovina	Kosovo	Moldova	Montenegro	North Macedonia	Serbia
Yes, I have had a firearm directed at me	9.9%	14.8%	13.6%	14%	8.8%	9.6%	10.7%
Yes, I have used a firearm	17.7%	26.1%	18.6%	16.3%	28.4%	22.5%	25.8%
Yes, I have both used and had one directed at me	3.2%	7.9%	4.1%	3.9%	3.3%	4.9%	5.7%
Yes, but indirectly (witnessed)	1.8%	3.1%	2.5%	2.5%	3%	2.5%	2.6%
No, but someone close to me has	4.5%	5.1%	4.0%	4.3%	4.4%	4.6%	3.9%
No, not at all	62.9%	43.1%	57.3%	59%	52%	56%	51.3%

Have you ever had experience with with firearms?
(Source: Perception Survey, male respondents)



Which of the following best describes the situation in which you have most frequently had experience with firearms?, 2017 (Source: Perception Survey, male respondents)

Hunting and sport are the most frequent firearm experience (20.3%), followed by armed conflict (10.3%), celebratory shooting (9.9%) and professional reasons (8.8%)

Aside from “hunting and sport”, “armed conflict”, “celebratory shooting”, and “part of my job”, a most common type of firearm experience does not clearly stand out across the respondents who identified the most frequent type of firearm-related.

For men in Bosnia and Herzegovina the most common firearm experience is related to armed conflict at 20.9% - twice the regional average, while men surveyed in Montenegro more frequently than respondents in other jurisdictions have had experience with firearms in the context of hunting and sport and celebratory shooting, 27.4% and 17.3% respectively. Compared with the rest of the region, men in Albania were more likely than others to experience firearms due to professional reasons at 11.4%

70.9% of men who have had experience with firearms most frequently experienced firearms in a violent or perceptibly unsafe manner

Excluding hunting and sport and “part of my job”, men’s experience with firearms is most frequently related to armed conflict, armed robbery, assault, domestic violence, intimidation and threats, accidental shooting, property issues, ethnically motivated violence, sexual violence or riot protests.

Men aged 65 and older are most likely to report that they have had a firearm directed at them at 16.9%, while men aged 45 to 54 are most likely to report having used a firearm

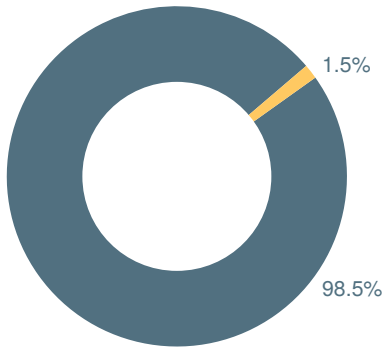
	16-24	25-34	35-44	45-54	55-64	65 and over
Yes, I have had a firearm directed at me	10.6%	11.6%	10.2%	9%	9.3%	16.9%
Yes, I have used a firearm	16%	18.4%	23.8%	28.1%	24.1%	22.1%
Yes, I have both used a firearm and had one directed at me	2.9%	3%	4.8%	6.7%	6.3%	4.6%
Yes, but indirectly (witnessed)	2.2%	2.4%	2.7%	2.2%	3.1%	2.4%
No, but someone close to me has	6%	5.1%	4.0%	3.2%	4.7%	2.7%
No, not at all	62.3%	59.5%	54.5%	50.7%	52.6%	51.3%

Have you ever had experience with with firearms? by age, 2017 [↗](#)
 (Source: Perception Survey, male respondents)

However, men aged 16 to 24 are significantly more likely than men from other age groups to report having had experience with firearms within the last year

	16-24	25-34	35-44	45-54	55-64	65 and over
Within this year	32.1%	22.1%	17.5%	12.5%	11.7%	18.2%
1 to 5 years ago	23.6%	25.7%	15%	11.9%	9.8%	11%
6 to 15 years ago	10.5%	16.0%	16.0%	13.3%	12.4%	12.2%
More than 15 years ago	7.5%	8.9%	19.4%	31.9%	32.3%	24.3%
Don't know/Can't remember	26.4%	27.2%	32.1%	30.4%	33.8%	34.3%

When was it? by age, 2017 [↗](#)
 (Source: Perception Survey, male respondents)



Perpetrators of firearm-related incidents, by sex, 2014-2018

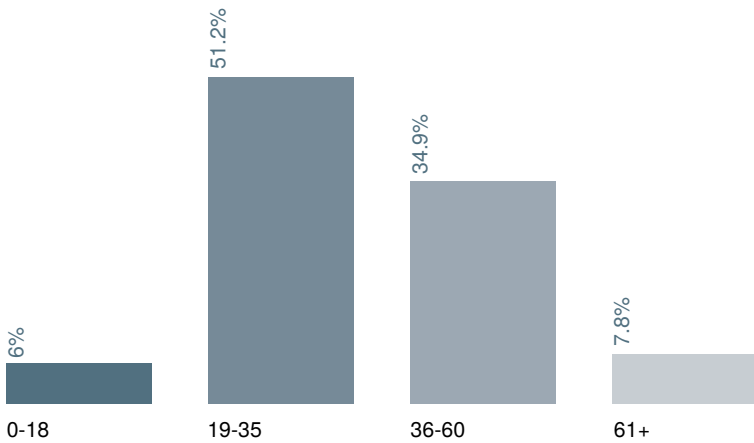
• Women • Men

PERPETRATORS

Men committed 98.4% of firearm-related criminal offenses in SEE and 98.5% of all firearm related incidents³

Out of 26,273 criminal offenses reported from 2012 to 2016, 25,858 were committed by men, and 415 by women.

Men committed 6,719 firearm incidents registered through the AVMP from 2014 to 2018, compared to 104 committed by women.

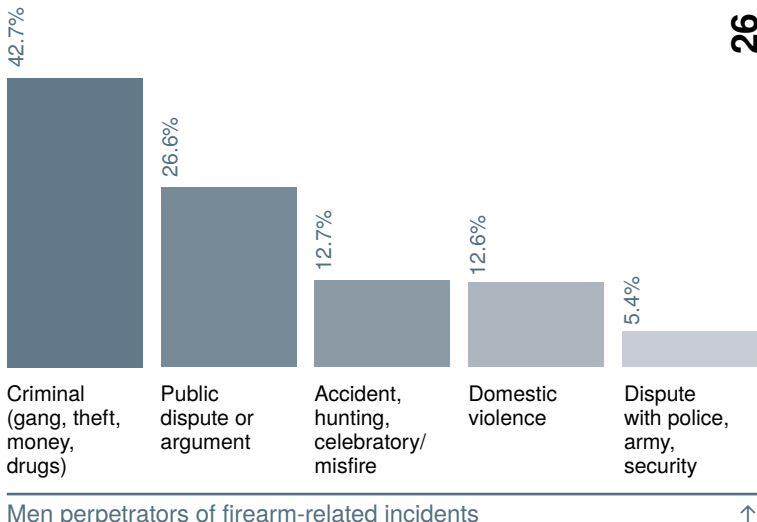


Men perpetrators of firearm-incidents in SEE, by age, 2014-2018

Young men are more likely to misuse firearms than men from other age groups

Every second incident was committed by men aged 19 to 35, followed by men aged 36 to 60 at 34.9% and those aged 61 and older at 7.8%. Underage men committed 6% of all firearm incidents.

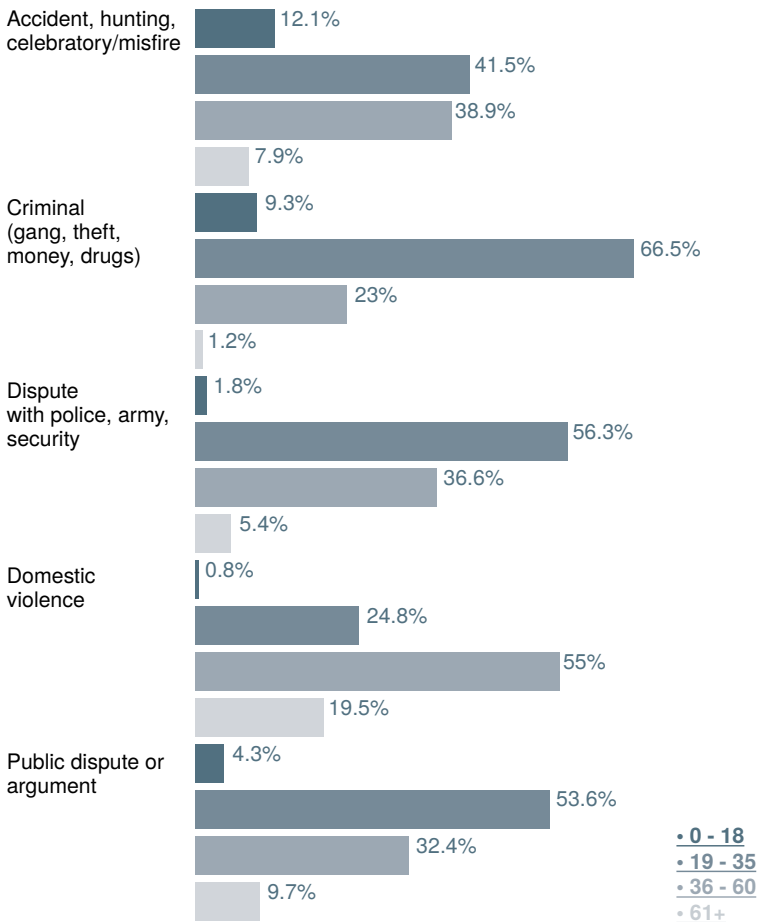
³ Based on the analysis of 6,823 incidents for which the sex of the perpetrator was reported. In 1,597 incidents the sex of the perpetrator was not reported, and in an additional 2,890, it was unknown.



Men perpetrators of firearm-related incidents by the type of incident, 2014-2018 (Source: AVMP)

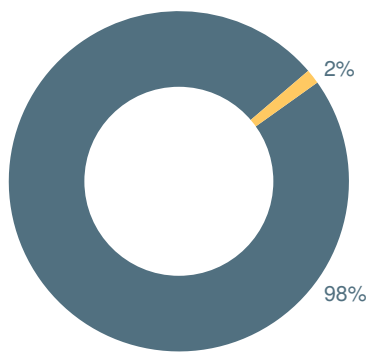
Men who committed firearm-related incidents most frequently misused the firearm in a criminal context or in a public dispute or argument, 42.7% and 26.6% respectively

These are followed to the same extent by accident, hunting, celebratory/misfire and by domestic violence (12.7% and 12.6%), and less frequently by dispute with police, security or army at 5.4%.

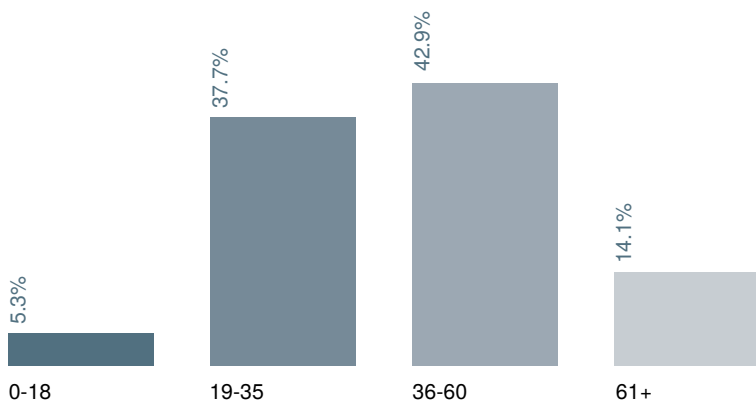


Incidents committed by men in SEE, by type of incident and age of perpetrator, 2014-2018 (Source: AVMP)

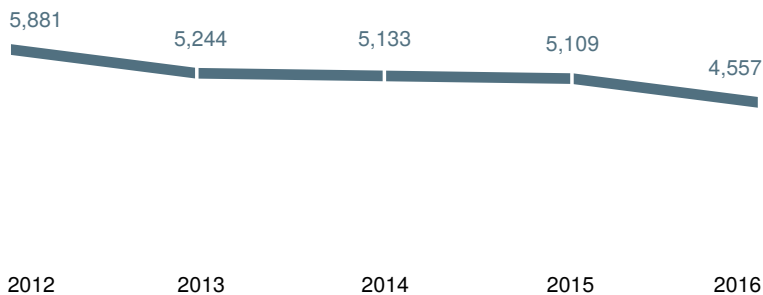
Certain age-related differences among perpetrators depending on the type of incident committed have been documented through the AVMP. While young men dominate across the different types of incidents, men aged 36 to 60 are the most likely to misuse firearms in the context domestic violence. 55% of all incidents related to the misuse of firearms in domestic violence were committed by these men.



Perpetrators of firearm-related homicides, by sex of perpetrator



Male perpetrators of firearm-related homicides, by age, 2012-2016



Number of men perpetrators of firearm-related criminal offenses in SEE, by year

28
• Women • Men

Men committed 98% of all firearm-related homicides in SEE

Out of 1,276 homicides committed in SEE from 2012 to 2016, 1,251 were committed by men, and only 25 by women.

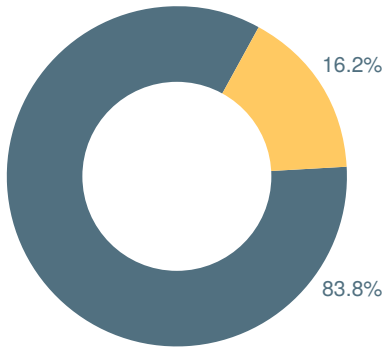
Homicides using firearms were most frequently committed by men aged 36 to 60 at 42.9%, followed by men aged 19 to 35 at 37.7%.

Although an overwhelming majority of firearm-related criminal offenses were committed by men, only a minor share of all men in SEE committed criminal offenses

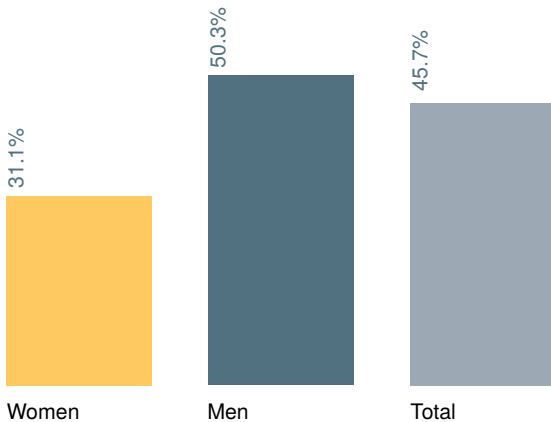
In 2016, 98.9% of all firearm-related criminal offenses in SEE, for which the sex of the offender was reported, were committed by men, a total of 4,857⁴.

Although incomplete, available data indicates a steady decrease in the number of perpetrators in SEE, a trend which was documented in each jurisdiction.

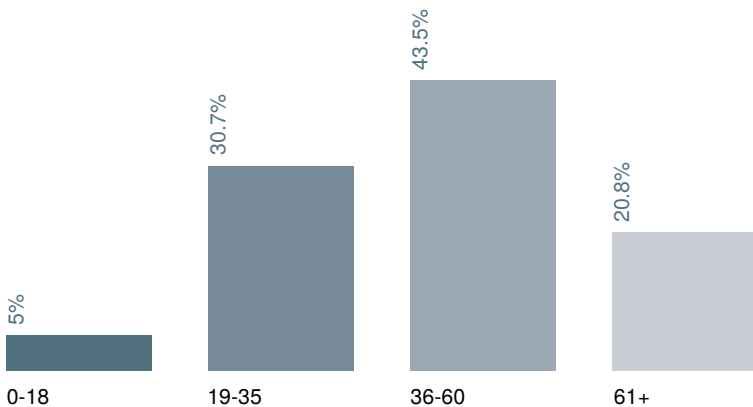
4 In Albania, data on perpetrators of the following firearm-related criminal offenses was not available: homicide, domestic violence and light bodily injury, which account for the three most frequent firearm-related criminal offenses, while in Montenegro sex disaggregated data was not available for the perpetrators of the three most frequent criminal offenses, i.e. *burglary, unlawful manufacture, possession, carrying, and sale of firearms and explosives, and robbery*. For these categories, only the total number of perpetrators was submitted.



Victims of homicides committed with firearms, by sex, 2012-2016



Share of victims of firearm homicides out of the total number homicide victims, 2012-2016



Men victims of firearm-related homicides, by age, 2012-2016



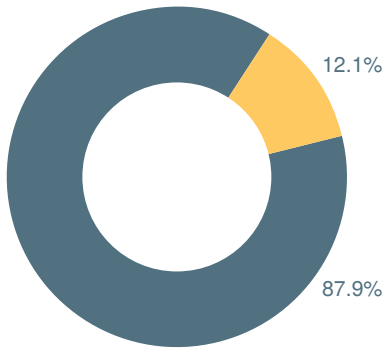
Men accounted for 83.8% of victims of firearm-related homicide compared to 16.2% of women

1,087 men and 210 women were killed with firearms from 2012 to 2016.

Every second man killed in SEE was killed with firearms

Men are significantly more likely to be killed with firearms than women. From 2012 to 2016 1,087 out of 2,165 men killed in SEE were killed with firearms, compared to 210 out of 675 killed women.

Men age 36 to 60 were most likely to fall victim to firearm homicide and account for 43.5% of all men victims of firearm homicides, followed by men aged 19 to 35 at 30.7%, and those 61 and older and underage men, 20.8% and 5% respectively.

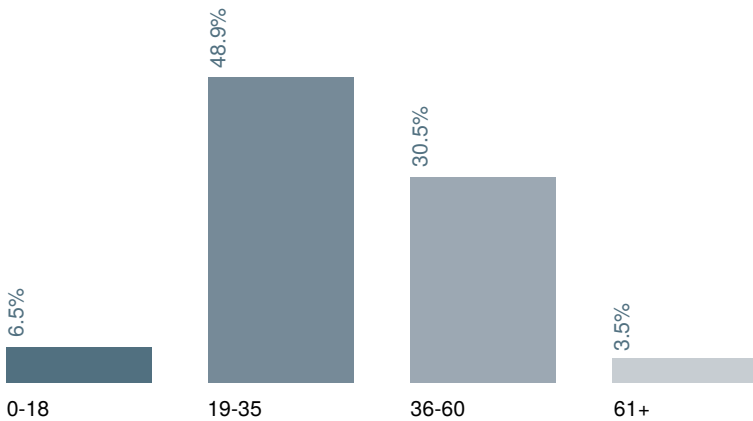


Victims of firearm-inflicted injuries, by sex, 2012-2016

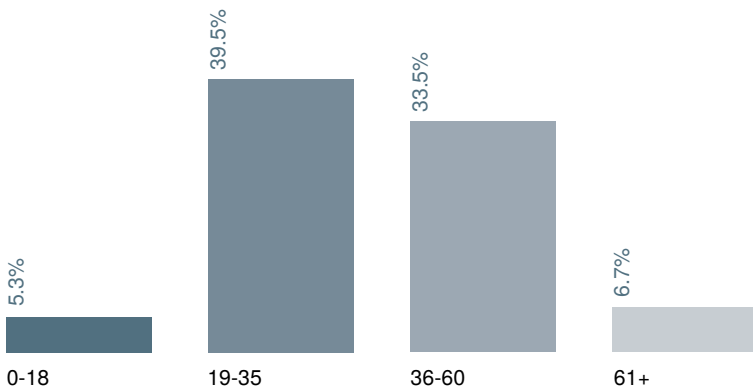
32
• Women • Men

Men make up 87.9% and women 12.1% of victims injured by firearms

Men are significantly more likely to suffer injuries inflicted with firearms than are women. 134 women and 972 men were reported to be injured by firearms from 2012 to 2016.



Men victims of firearm-related injuries, by age

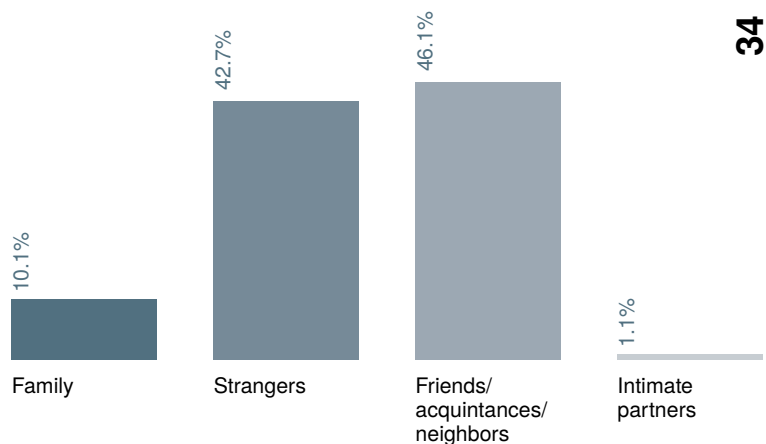


Men victims of firearm-related incidents by age, 2014-2018
(Source: AVMP)

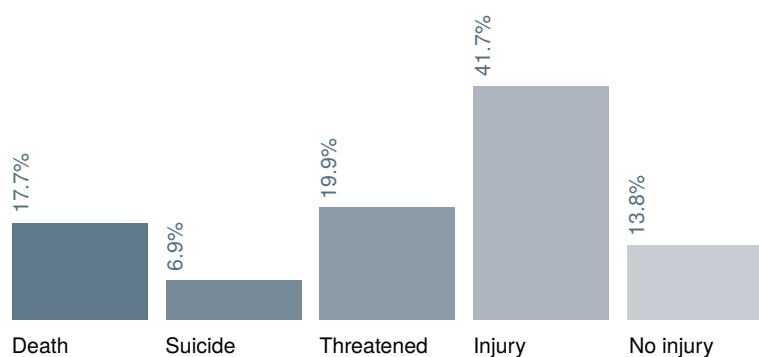
Young men run the greatest risks of being injured with firearms

Nearly every second man who was injured with firearms in SEE was aged 19 to 35, followed by those from the age group 36 to 60 at 30.5%, 61 and over at 6.5% and underage men and boys at 3.5%.

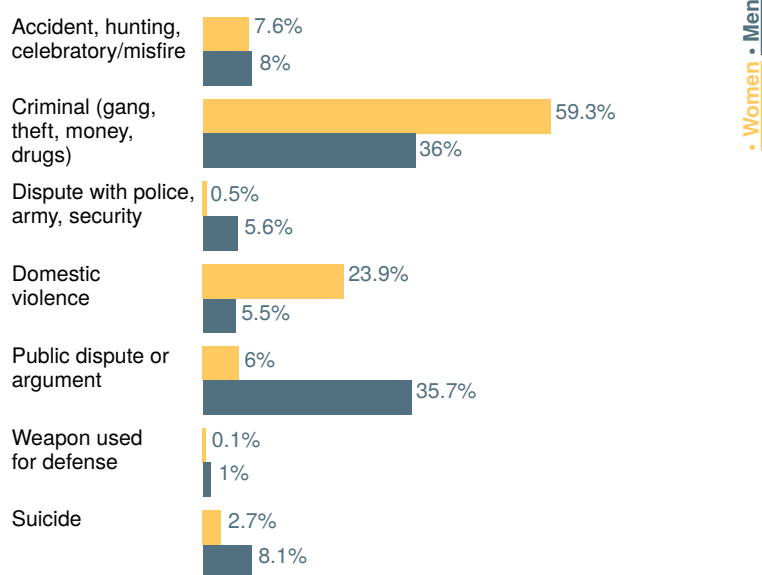
This is further supported by the data extracted from the AVMP. When all firearm-related incidents are taken into account, not only those with a fatal outcome or injuries, men aged 19 to 35 run the greatest risks to fall victim to firearm misuse, followed by those 36 to 60.



Relationship of men involved in the incidents, 2014-2018 (when relationship was reported) ↑



Outcome of the incident, 2014-2018 (Source: AVMP) ↑



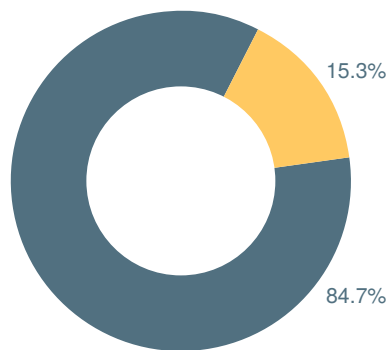
Victim of firearm-related incidents, by sex of the victim and type of incident, 2017 ↙

Men in SEE are more often at risk of firearm misuse from men they know (friends, acquaintances and neighbors) at 46.1% than from strangers at 42.7%

In every tenth incident, the perpetrator of armed violence against men was a family member, while only exceptionally was that an intimate partner.

41.7% of firearm-related incidents in which a man was the victim resulted in injury, in 19.9% of these incidents a man was threatened, while 17.7% of incidents resulted in a lethal outcome, and an additional 6.6% in suicide.

Men are equally likely to fall victim to firearm misuse in a criminal context as in a public dispute or argument, 35.9% and 35.6% respectively. The share in suicide is fairly similar to that of accident, hunting, celebratory/misfire, 8.1% and 8% respectively. 5.6% of incidents occurred in the context of a dispute with police, security or army and 5.5% in the context of domestic violence.

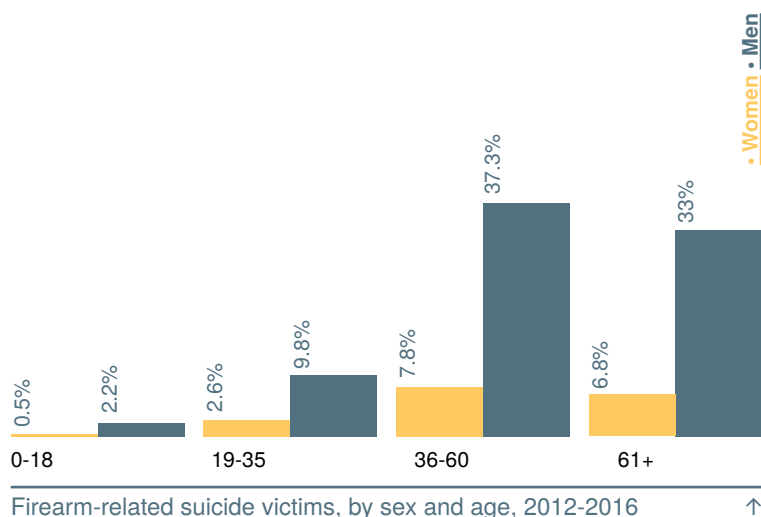


Victims of firearm-related suicides, 2014-2018

36
• Women • Men

Men committed 84.7% and women 15.3% of all firearm-related suicide

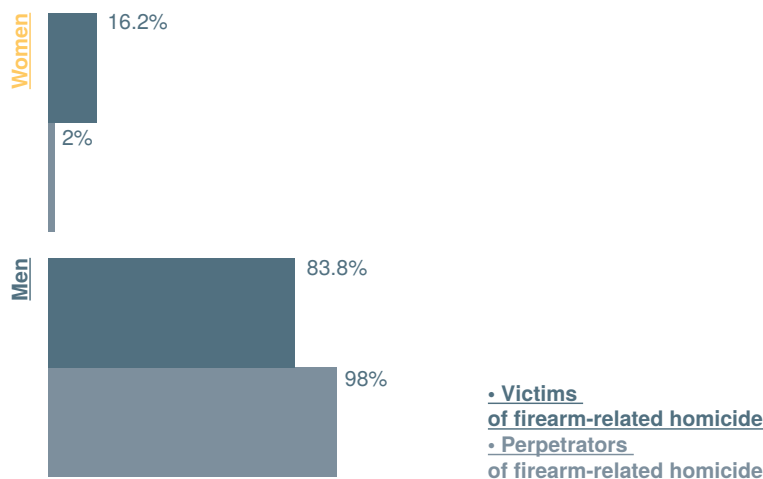
From 2012 to 2016, men committed 858 suicides and women 154 suicides using firearms.⁵ Given that women account for only 2.9% of firearm owners, they are disproportionately represented among the victims.



Firearm-related suicide victims, by sex and age, 2012-2016

• Women • Men

Men aged 36 to 60 and 61 and over were the most likely to commit suicide with firearms.



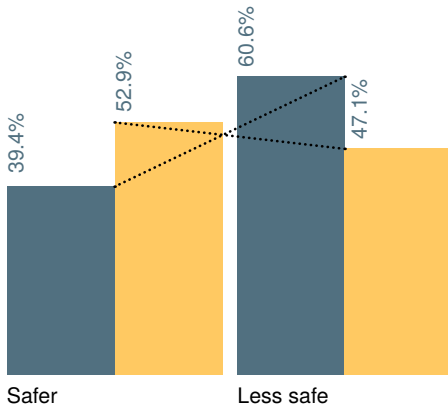
Victims and perpetrators of homicides committed with firearms, by sex, 2012-2016

• Victims
of firearm-related homicide
• Perpetrators
of firearm-related homicide

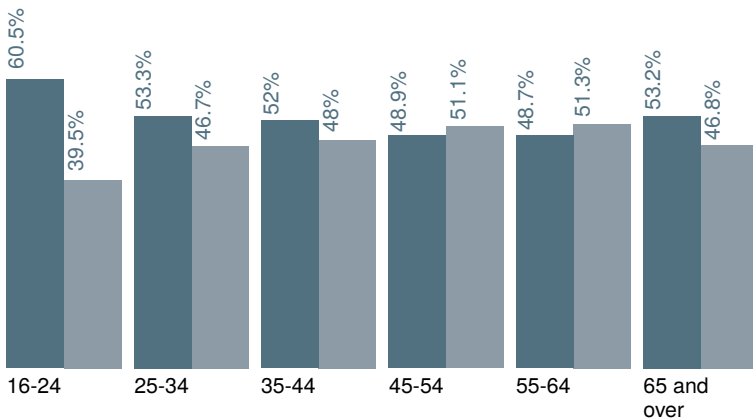
Men committed 97.4% of firearm-related homicides, account for the majority of victims of firearm homicides at 83.8%, and are proportionately more frequently the perpetrators than the victims of firearm misuse. Women, on the other hand, committed only 2% of firearm homicides, but account for 16.2% of the victims of firearm homicide.

5 Data was not available for Montenegro and Serbia.

• Women • Men



Would having a firearm at home make you feel safer or less safe? ↴
(Source: Perception Survey)



• Safer
• Less safe

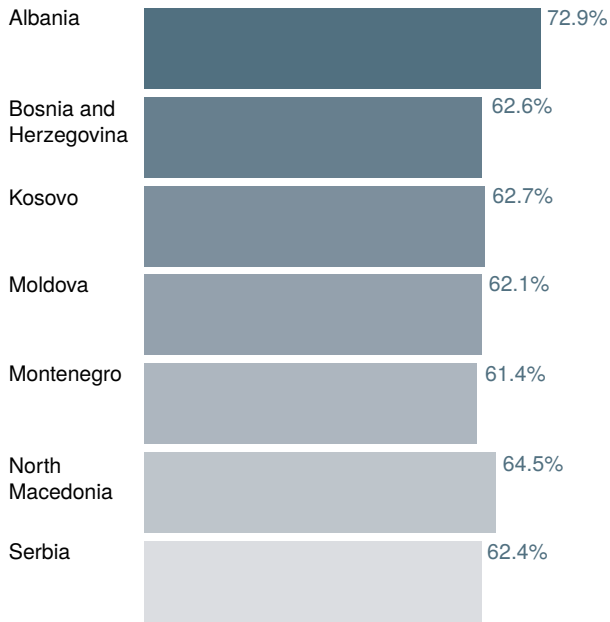
Would having a firearm at home make you feel safer or less safe? ↑
by sex and age, (Source: Perception Survey)

Men are split over whether presence of a firearm at home increases or decreases their safety

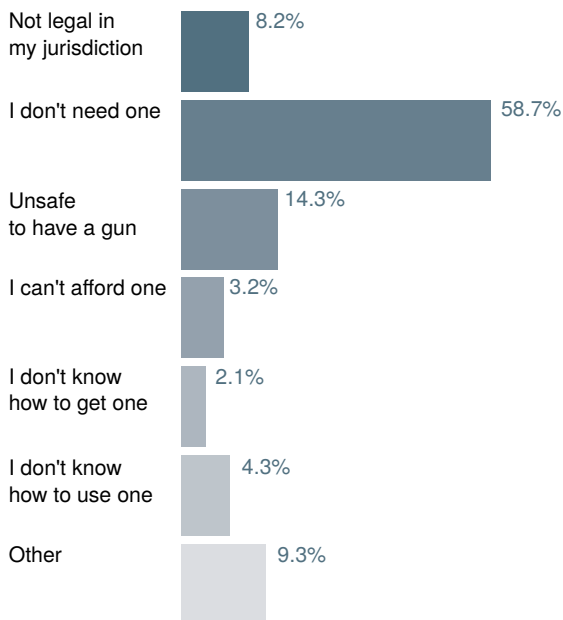
While 52.9% of men perceive that having a firearm at home would make them feel safer, 47.1% would feel less safe under those circumstances. Women, on the other hand, are much more likely to feel less safe with a firearm at home.

Young men aged 16 to 24 are most likely to feel safer with a firearm at home at 60.5%

Among other age groups, no striking differences have been documented. However, unlike the other groups, men aged 45 to 54 and 55 to 64 tend to feel the least safe with a firearm at home.



Share of men who said they would not own a gun in SEE, 2017
(Source: Perception Survey)



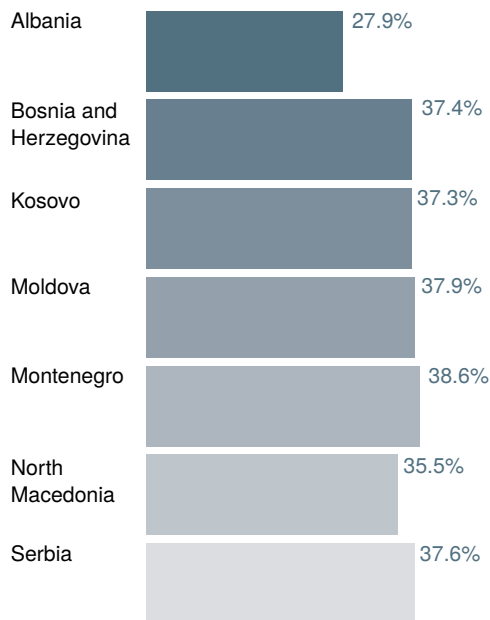
What is the main reason you would not own a firearm?, 2017
(Source: Perception Survey, men's responses)

64.7% of men surveyed in 2017 would not own a firearm

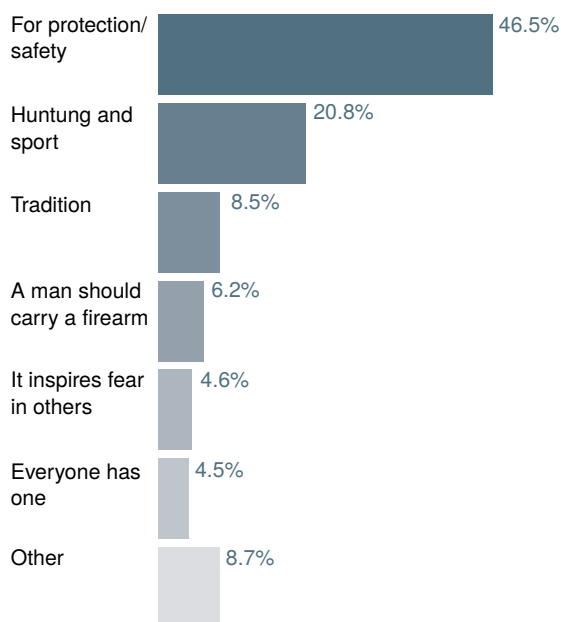
The majority of men across SEE, irrespective of their age, educational background, economic or employment status or place of residence, stated that they would not own a firearm.

Compared to the rest of the region, men in Albania more frequently said they would not own a firearm, while among men in other SEE jurisdictions no major differences have been documented.

For as much as 58.7% of men who said they would not own a firearm, the main reason stated was that they would not need a firearm. Every seventh surveyed men felt it was unsafe to have a firearm, while 8.2% thought it was not legal to possess a firearm in their jurisdiction.



Share of men in SEE who said they would own a firearm, 2017
(Source: Perception Survey)



What would be the main reason for owning a firearm?,
2017 (Source: Perception survey, men's responses)

Still, 35.3% of men surveyed in 2017 said they would own a firearm

Apart from Albania, men's attitudes towards firearm possession across SEE tend to be fairly similar. Men in Montenegro were slightly more likely than others to state they would own a firearm. They are followed by respondents from Moldova, Serbia, Bosnia and Herzegovina and Kosovo, while in Albania men were the least likely to say they would own a firearm.

The responses of both men and women indicate that men are significantly more likely than women to say that they would own a firearm. 18.7% of the women surveyed in 2018 answered that they would own a firearm and 81.3% gave a negative answer to the question.

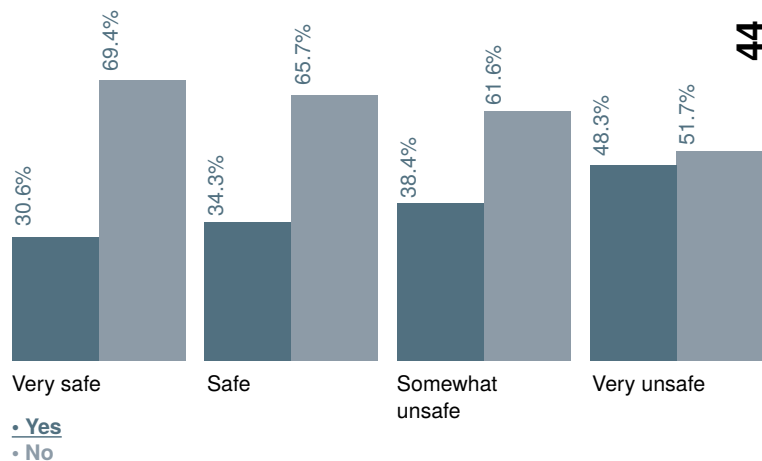
FACTORS WHICH CORRELATE WITH DEMAND FOR FIREARMS

Data collected through the Perception Survey indicates that several factors could, to varying degrees, influence the demand for firearms among men: their perception of safety in the community and the perceived function of firearms and whether it relates to personal protection, hunting and sport, social expectations from men (tradition, "a man should carry a firearm", "it inspires fear in others"), experience with firearms or, in terms of social-demographic characteristics of these respondents, to age in particular.

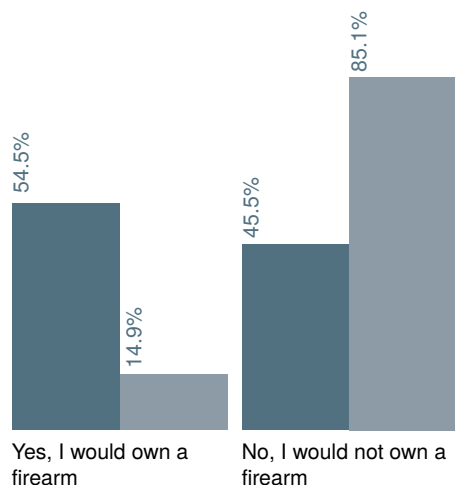
PROTECTION AND SAFETY

The motive of protection, the perceived level of neighborhood safety, as well as the perceived linkages between the presence of firearms and safety at home may influence men's decisions to own firearms.

For 46.5% of men who would own a firearm, the main reason would be the need for protection and safety



Would you own a firearm? By How safe is your neighborhood?, 2017 (Source: Perception Survey, male respondents) ↑



• Safer
• Less safe

Would you own a firearm? by Would having a firearm at home make you feel safer of less safe? (Source: Perception Survey, 2017, men's responses) ↙

Men who feel that their neighborhood is very safe or safe are less likely to say that they would own a firearm.

48.3% of men who feel that their neighborhood is very unsafe would own a firearm, compared to 30.6% of men who feel their neighborhood is very safe

54.5% of men who feel safer with a firearm at home would own a firearm

In contrast, 14.9% who feel less safe with a firearm at home would own one

Still, 45.5% of men who feel that a firearm at home would make them feel safer, would still not own a firearm.

HUNTING AND SPORT

20.8% of men who said they would own a firearm indicated hunting and sport as a main reason

Tradition was specified as a reason to own a firearm by 8.5% of men who said they would own a firearm

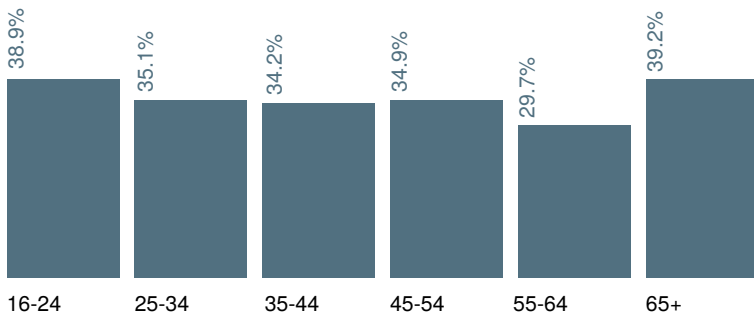
The likelihood that tradition will be invoked as a reason to acquire firearms positively correlates with age, with men aged 65 and older being the most likely to give this as a reason at 14.4% compared to 5.2% of men aged 16 to 24.

Men in Montenegro at 17.7% were significantly more likely than men in other jurisdictions to choose tradition as a main reason for owning a firearm compared to a 7.4% average for other jurisdictions.

That a man should carry a firearm is the main reason for 6.2% of surveyed men and the belief that it inspires fear in others accounts for an additional 4.6%

Young men aged 16 to 24 are more likely than men from other age groups to feel that a man should carry a firearm at 8.7% of respondents from this age group, closely followed by men aged 65 and over at 8.3%. This compares to 4% for men aged 55-64 and 4.9% for men aged 45 to 44. Men aged 65 and older were more likely than men from other age groups to feel that the reason for owning a firearm is that “everyone has one” or “it inspires fear in others”.

Men in Kosovo were more likely to choose the belief that “a man should carry a firearm” than men in other jurisdictions, at 10.4% compared to the average 5.8% of other jurisdictions.



Would you own a firearm, by age, 2017
(Source: Perception Survey, men's responses)



AGE

Men from the youngest and oldest age groups were more likely to state that they would own a firearm →

→ 38.9% of men aged 16 to 24 and 39.2% of those 65 and older said they would own a firearm. Men aged 55 to 64 were significantly less likely than others to own a gun.

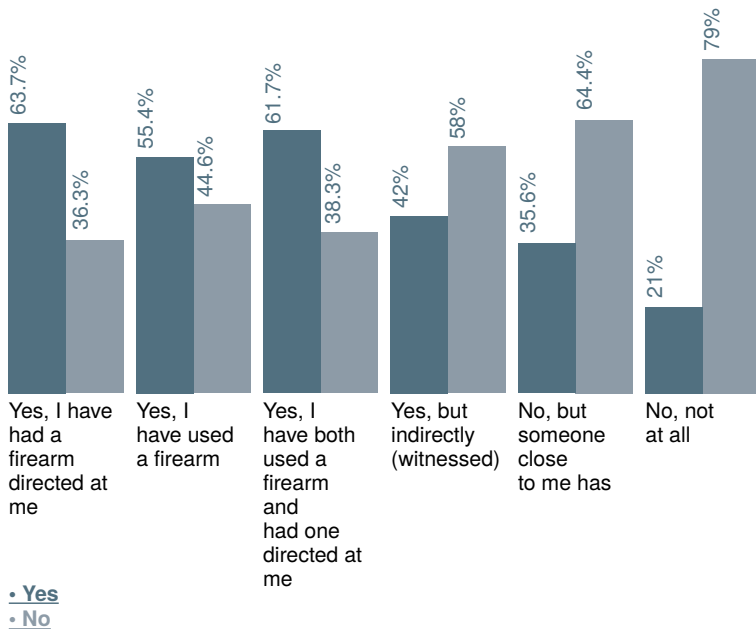
Apart from Kosovo and Montenegro where men aged 65 and older were most likely to say they would own a firearm, in all other jurisdictions men aged 16 to 24 most frequently stated they would own a firearm.

Data collected through the perception survey provide no evidence that education, income or place of residence play a decisive role in whether a man would opt for having a firearm or not, but in their intersection with age these factors can boost positive attitudes towards firearm ownership

1. Men who had completed primary education were 42.8% more likely to say they would own a firearm compared to men who had completed secondary, post-secondary education and bachelors or master or higher, 36.7%, 38.1%, 35.2% and 35.9% respectively. However, this average difference was mostly due to the high share of men aged 65 and older where 57.9% of respondents had a positive attitude toward firearm possession. In other age groups, no major differences were identified based on educational distinctions. Unlike men who had completed secondary or higher education, men with only a primary level of education are less likely to choose “protection” as a reason for owning a firearm, but they do tend to be driven by reasons such as “it inspires fear”, “everyone has one”, “A man should carry a firearm”;

2. Men without income, at 42%, were more likely to say that they would own a firearm, but this was again due to the high prevalence of positive answers among men aged 65 and older, where 54.3% of respondents said they would own a firearm, compared for instance with 38.6% of men aged 35 to 44. Again, the correlation between demand for firearms and income level is not straightforward since men with the highest monthly income, at 39.9%, closely followed those with no income. Compared to men in other income ranges, men without income were more likely to choose “everyone has one”, “inspires fear in others”, or “a man should carry a firearm” as a reason for firearm ownership.

3. Men living in capitals and suburbs were slightly more likely to say they would own a firearm, compared to those living in villages or towns, 28.9%, 28.6%, 26.8% and 24.5% respectively. In capitals men aged 16 to 24 are the most likely to state they would own a firearm at 41.8%, followed by men aged 45 to 54 and 65 and over at 40.4% and 39.9%. Men aged 35 to 44 were the least likely to say they would own a firearm, at 33.9%.



Would you personally own a firearm?
by Have you ever experienced the use of a firearm?, 2017
(Source: Perception Survey, men's responses)

EXPERIENCE WITH FIREARMS

Any experience with a firearm correlates with the opinion that they would need one themselves

63.7% of surveyed men who have had a firearm directed at them would own a firearm, compared to 42% who have experienced firearm use, and 21% who have never had experience with firearms

Although experience in general increases the likelihood of a man wanting to own a firearm, the direct experience with a firearm, and more specifically a firearm having been directed at them, makes men more prone to say they would own a firearm. On the other hand, indirect experience – having witnessed a firearm-related incident or hearing about one – has less of an influence on owning a firearm.

Demand for firearms is also linked to the time when the firearm-related experience occurred

74.9% of men who had a firearm-related experience within the last year would own a firearm, compared to 46.2% of men who experienced it more than 15 years ago.

Annex


References

Božanić, Dragan. 2016. 'Gender and SALW in South East Europe: Main Concerns and Policy Response'. UNDP SEESAC. Belgrade.

Heilman, Brian and Gary Barker. 2018. 'Masculine Norms and Violence: Making the Connections'. Washington, DC: Promundo-US.

Mankowski, Eric. 2013. 'Antecedents to Gun Violence: Gender and Culture'. In Gun violence: Prediction, Prevention, and Policy. American Psychological Association.

Widmer, Mireille, Gary Barker and Cate Buchanan. 2006. 'Hitting the Target: Men and Guns'. Policy Brief. Geneva and Rio de Janeiro: Centre for Humanitarian Dialogue and Instituto Promundo.





*Empowered lives.
Resilient nations.*

South Eastern and Eastern Europe Clearinghouse
for the Control of Small Arms and Light Weapons (SEESAC)

Bulevar Zorana Đinđića 64, 11000 Belgrade, Serbia

Tel: +381 11 415 5300

Fax: +381 415 5499

E-mail: seesac@undp.org

www.seesac.org



*This project is funded by
the European Union*

Working within the framework of:



RegionalCooperationCouncil

#SaferRegion