



# **South East Europe Armed Violence Monitor**

***Quarterly Regional Report***

*April-June 2021*

## Background

The widespread proliferation and misuse of firearms continue to pose a grave threat around the globe. To echo the concern about the negative impact of firearms on security, human rights, as well as social and economic development, UNDP SEESAC initiated data collection in 2014 to track the firearm-related incidents in South East Europe (SEE) and established a Regional Armed Violence Monitoring Platform (AVMP).

The AVMP covers Albania, Bosnia and Herzegovina, Kosovo\*, the Republic of Moldova, Montenegro, North Macedonia and Serbia. The data is gathered daily from the relevant authorities' official websites, as well as print and online media. Data for Kosovo is also gathered from daily police reports.

The present regional report builds on monthly Armed Violence Monitor Reports, and it has been prepared to provide a collection of data, show the trends, highlights, as well<sup>1</sup>as threats regarding firearm incidents in SEE from **April-June 2021**.

Quarterly AVMP regional reports aim to serve as an information tool to research organizations and all interested parties engaged in the area of small arms and light weapons with the primary goal of providing a better understanding of the firearms' negative impact on civilians.

---

\*References to Kosovo shall be understood to be in the context of Security Council Resolution 1244 (1999).

<sup>1</sup> Data retrieved on 25.08.2021. Given that news articles may be published after the incidents occurred or that recorded incidents can be updated with new pieces of information, the given statistics may slightly differ in the future.

# QUARTERLY SNAPSHOTS



**789**

firearm incidents were observed in SEE.



**12**

celebratory shootings were reported.



**12**

cases of intimate partner violence were recorded.



**48**

people died as a result of firearm misuse.



**566**

incidents occurred in urban areas.



**14**

people committed suicide with firearms

# TYPE OF INCIDENTS




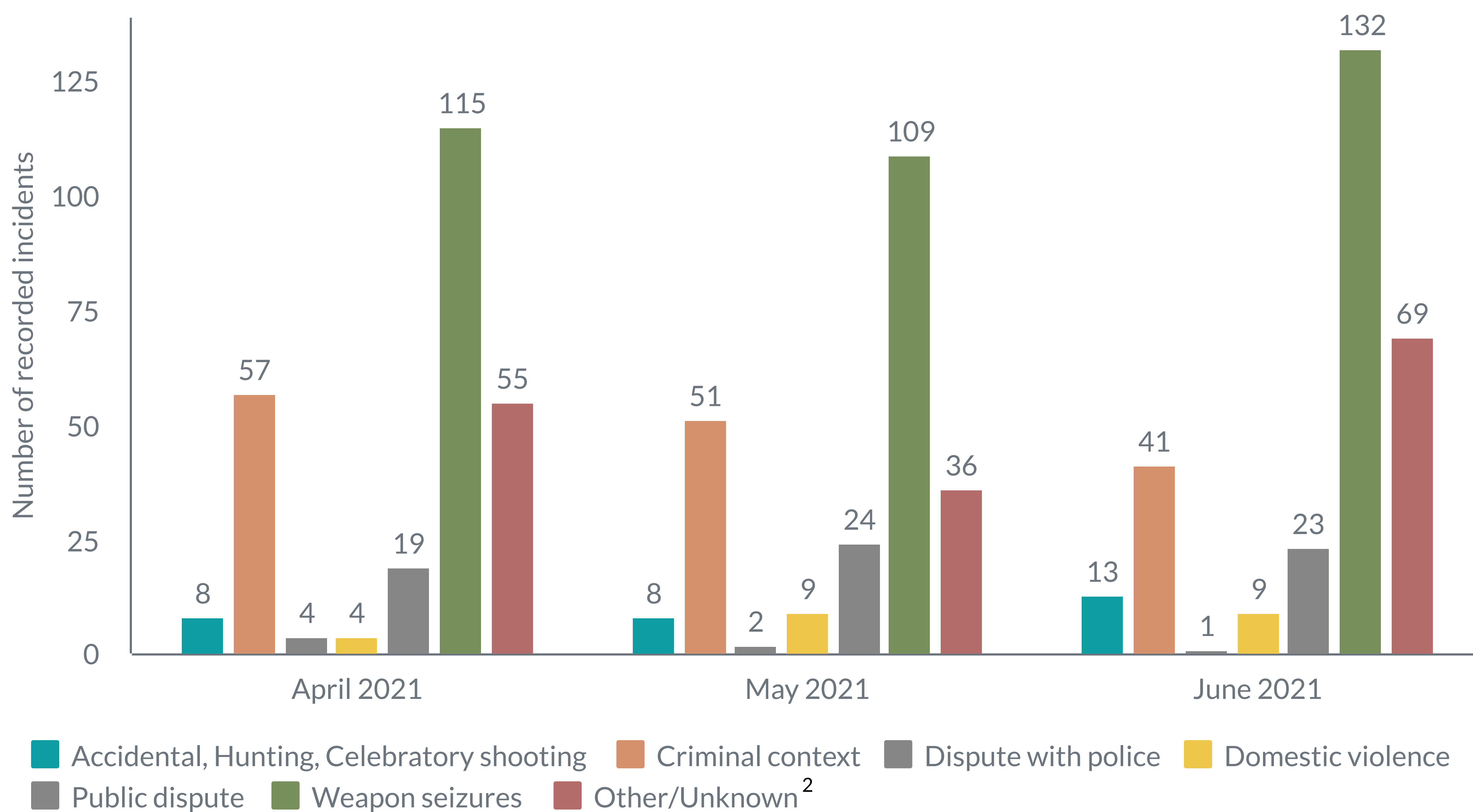
**22 domestic violence cases** were recorded.



**Handguns** were seized in **274 incidents**.




**75 armed robberies** were recorded in **urban areas**.



**24 incidents of undetermined explosions** were reported.



**14 incidents** happened as **accidental shootings**.



**117 victims** were threatened with firearms.

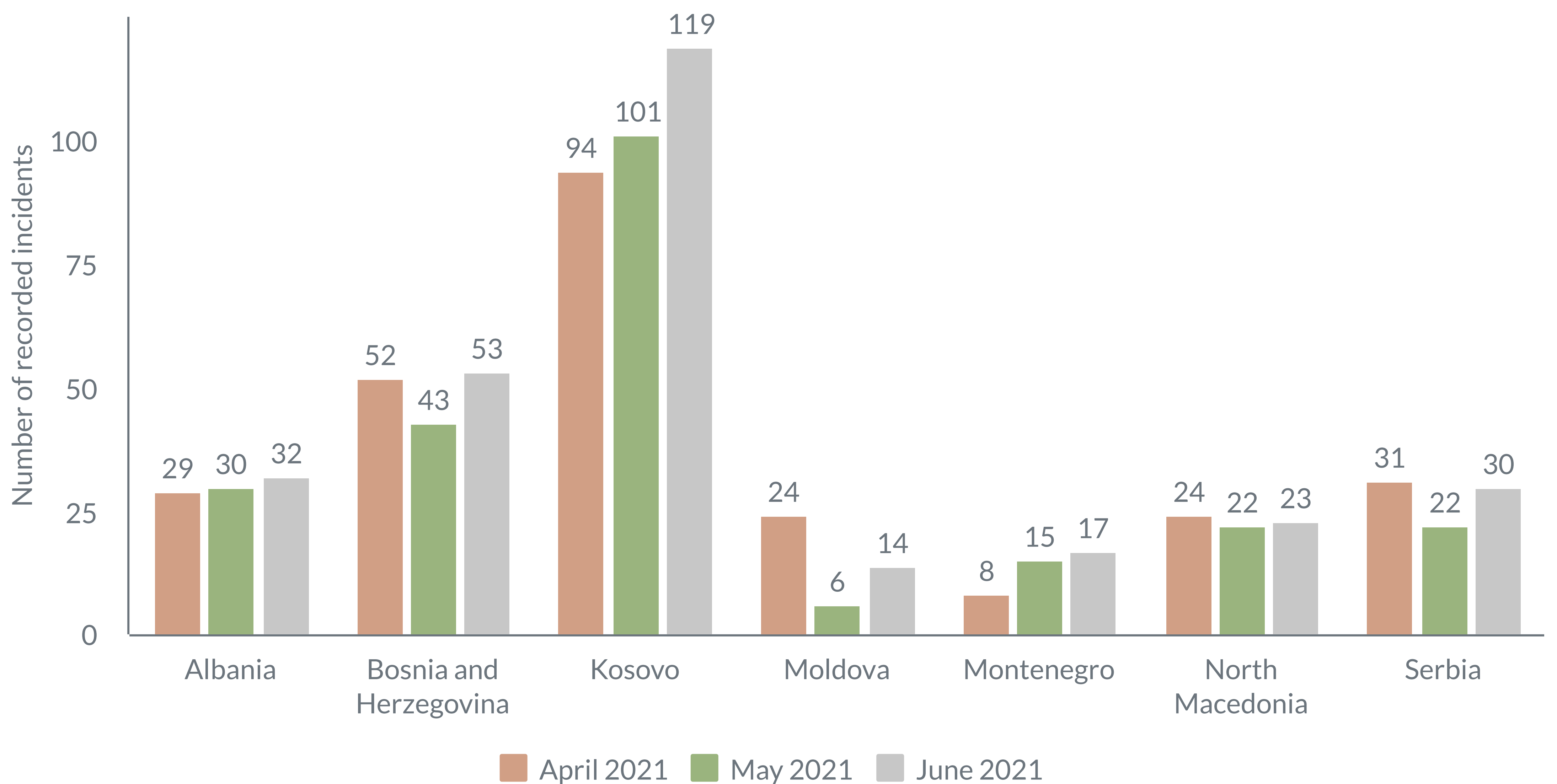
<sup>2</sup> Other/ Unknown refer to suicides, shootings under undetermined circumstances, non-hunting related shooting of animals, explosions, weapons used for defence, and all other incidents that cannot be classified under any of the categories above.



# NUMBER OF INCIDENTS

The number of incidents **remained stable** in this quarter - the lowest numbers were recorded in May in most jurisdictions.

**June** recorded the **highest number** of firearm incidents in this quarter, with 288 incidents reported.

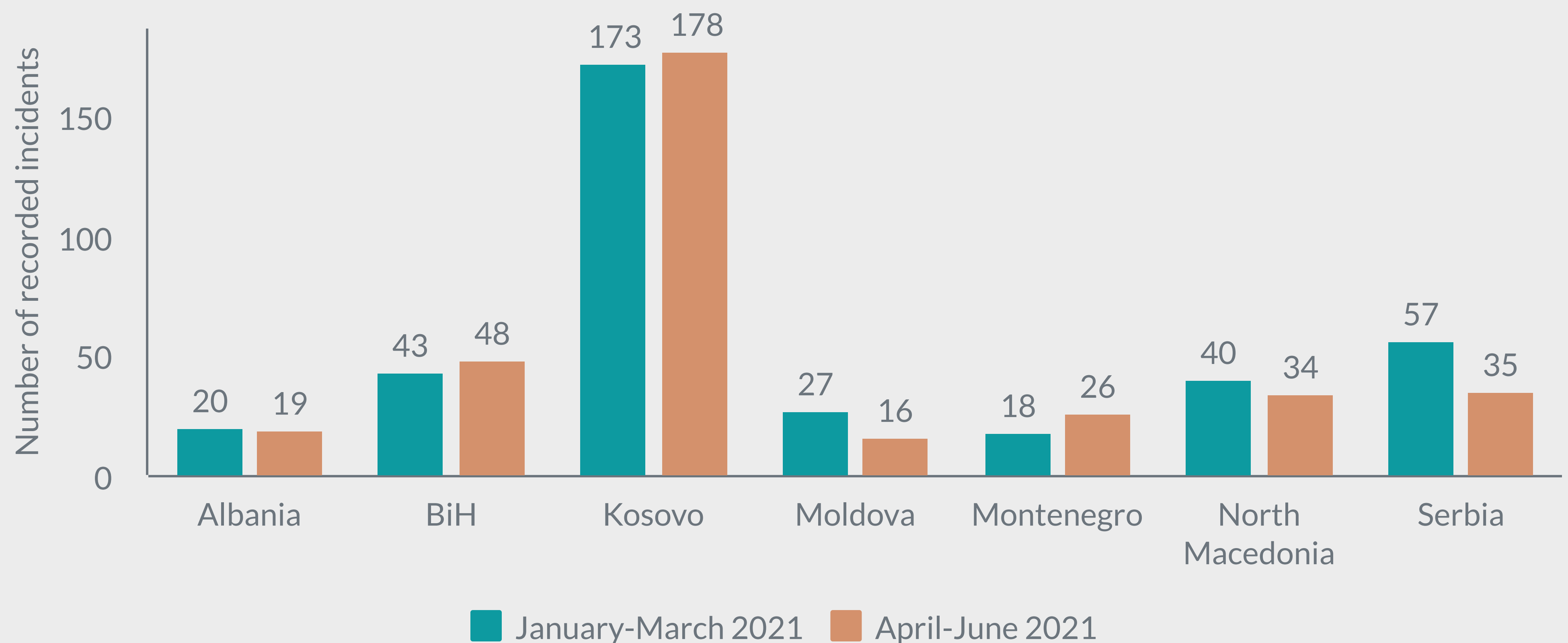


**Kosovo (314), BiH (148) and Albania (91)** reported the highest number of firearm incidents in this quarter.

**Weapon seizures** were the **most observed** type of incident, with **356 seizures** recorded, followed by incidents in the **criminal context (159)**.

# MAIN TRENDS - Weapon seizures

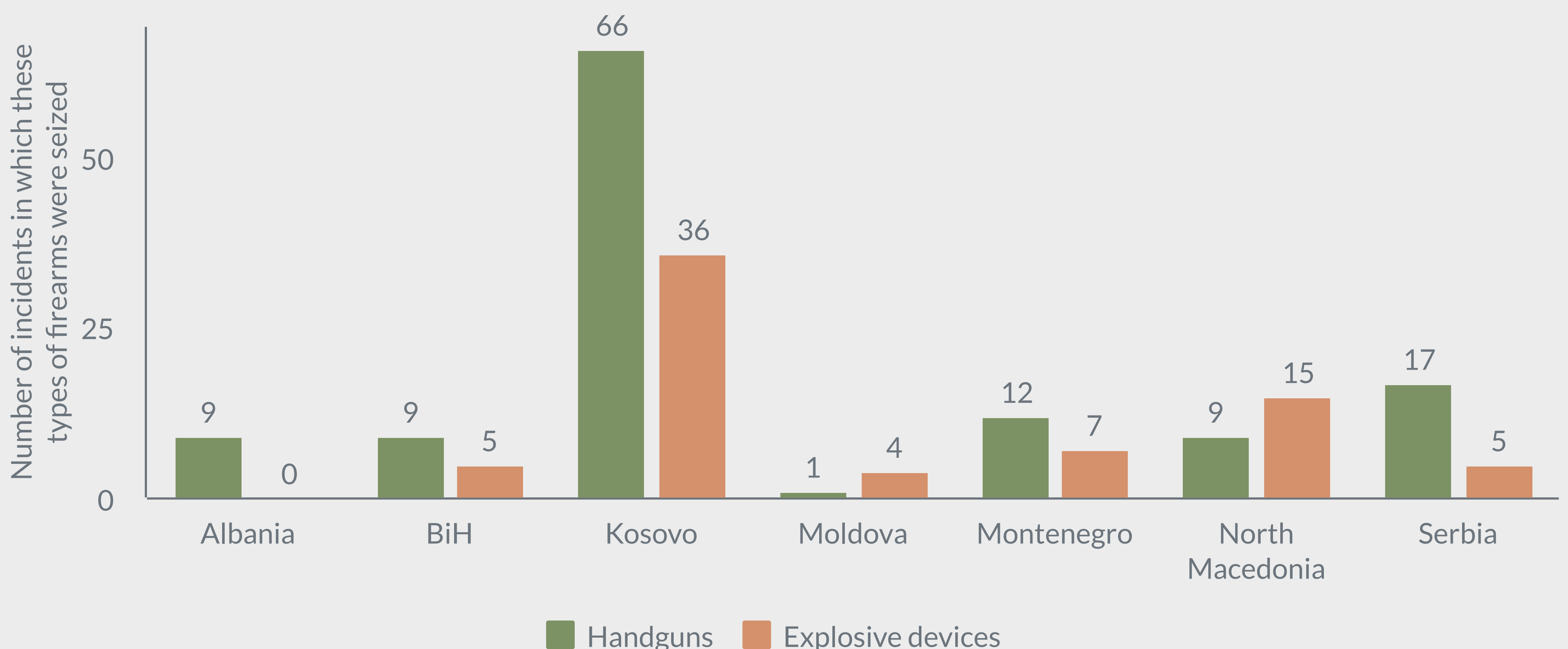
- **Weapon seizures** continue to be the most reported type of firearm incident in the region, with **356 seizures recorded in this quarter**.



- **Kosovo, Bosnia and Herzegovina and Montenegro** recorded an increased number of weapon seizures during the reporting period, compared to the previous quarter.

- **Handguns** were the **most seized type of weapon**, being seized in 123 incidents (out of 356). **Kosovo** continues to report the **highest number of handgun seizures**.

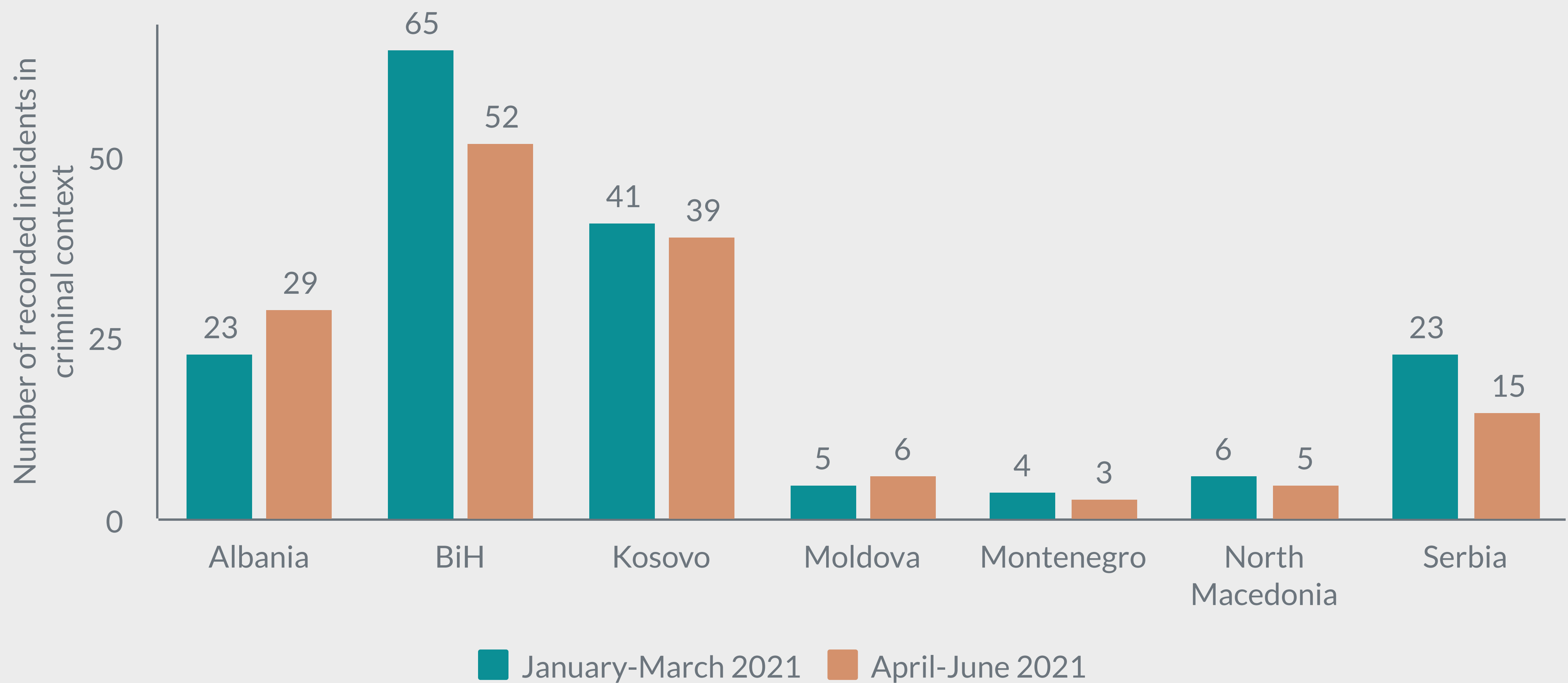
- **Explosive devices** were seized in **72 incidents**. **Kosovo (36)** and **North Macedonia (15)** reported the highest number of incidents in which explosives were seized.



*Two most seized types of weapons in the April-June 2021 period.*

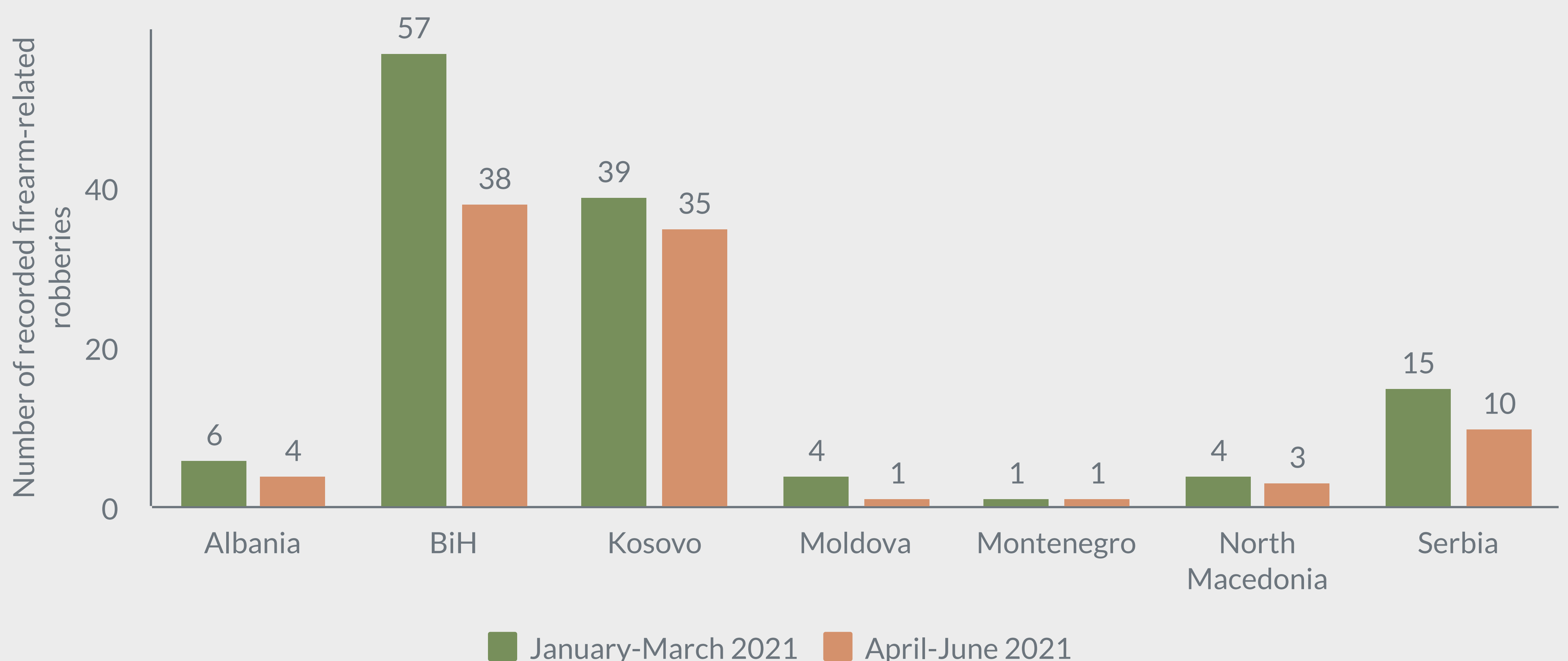
# MAIN TRENDS (CONT.) - Criminal context

- With **149 cases recorded**, incidents in **criminal context decreased** during this quarter compared to the previous one (167). However, they continue to be the second most frequent type of incidents.



- **Bosnia and Herzegovina (52 incidents)** and **Kosovo (39 incidents)** continue to record the highest number of incidents in the criminal context.

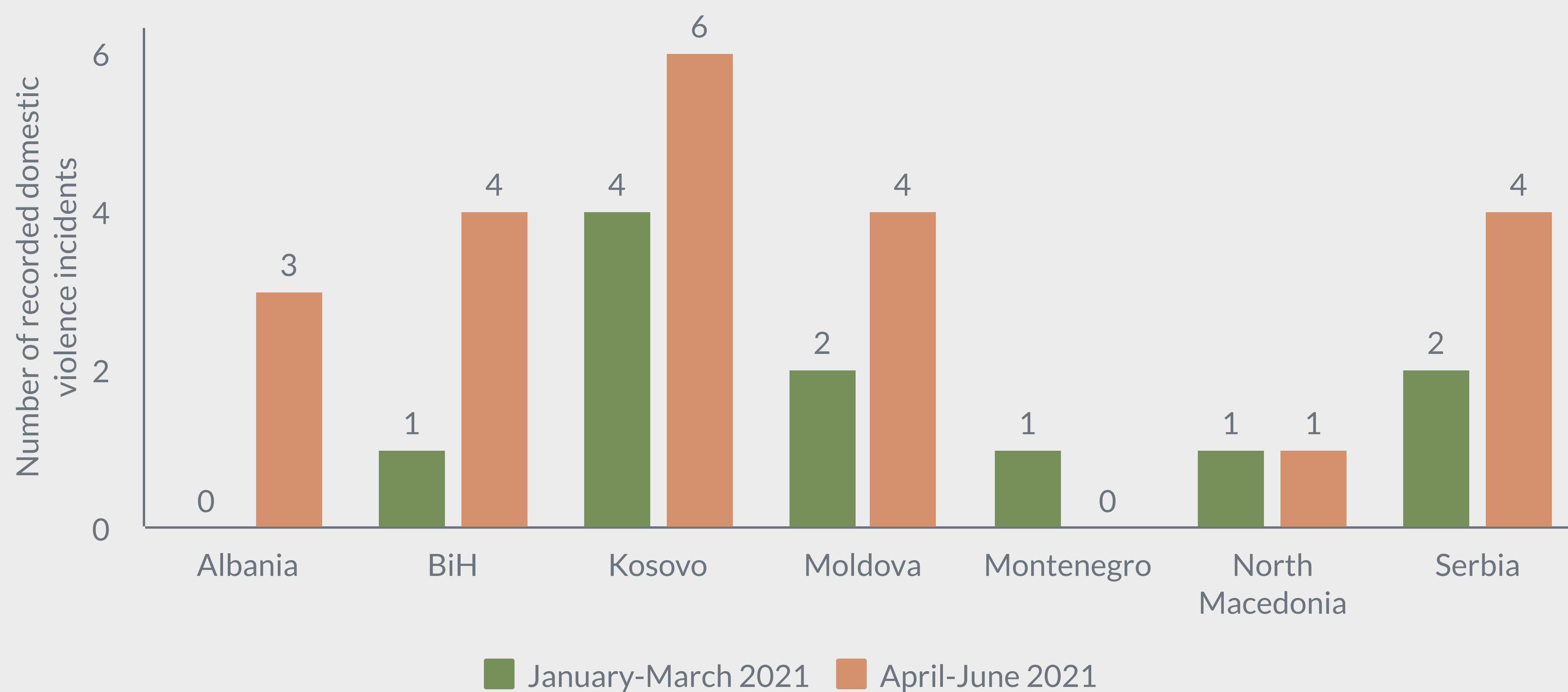
- Out of 149 incidents in criminal context, **92 were related to armed robberies**. All jurisdictions experienced a decrease in armed robberies compared to the previous quarter.



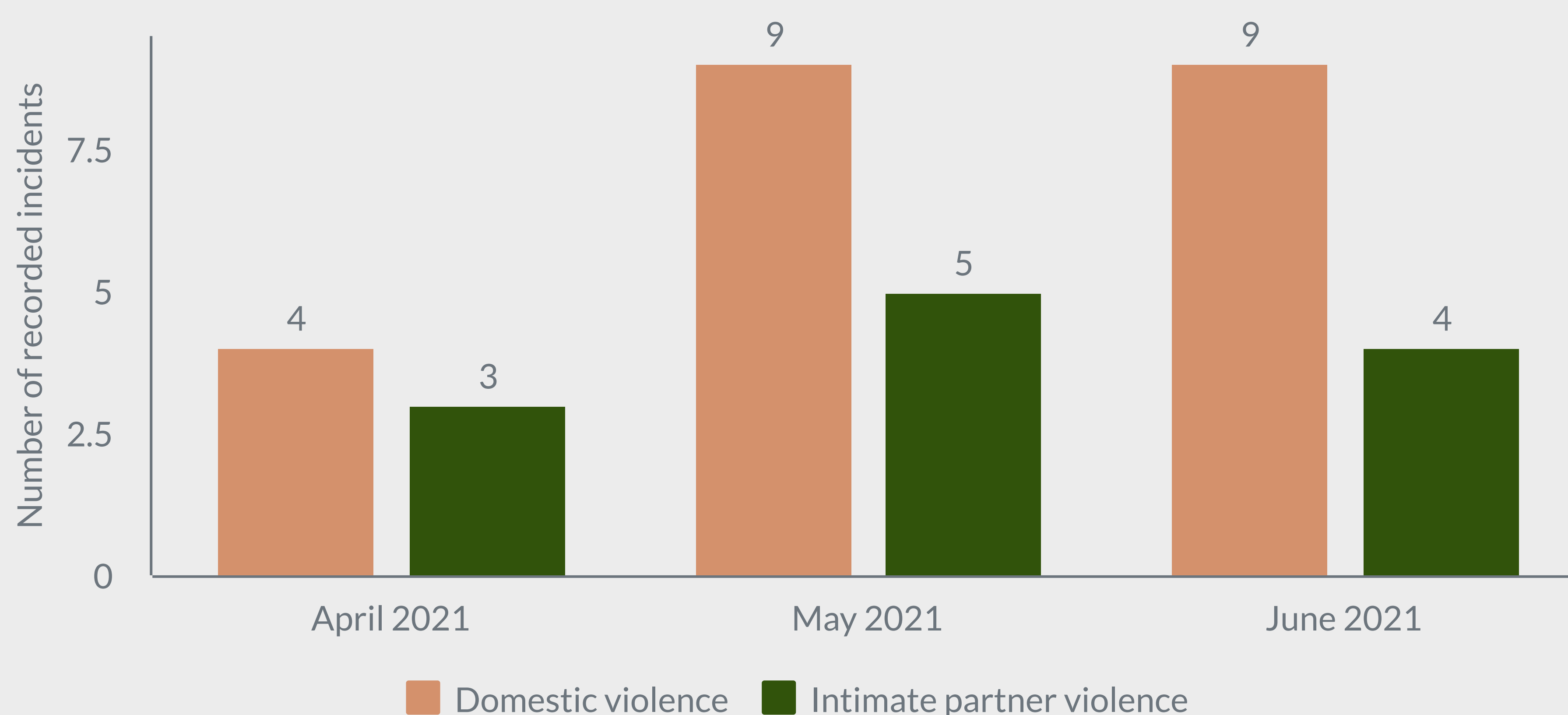
- The highest number of armed robberies was recorded in **Bosnia and Herzegovina (38)** and **Kosovo (35)**, though a decrease was observed since previous quarter.

# MAIN TRENDS (CONT.) - Domestic violence

- **22 incidents of domestic violence** were reported, in which **5 women were killed**. The **number of incidents doubled** in comparison to the previous quarter.



- **Kosovo** recorded the highest number of domestic violence incidents.



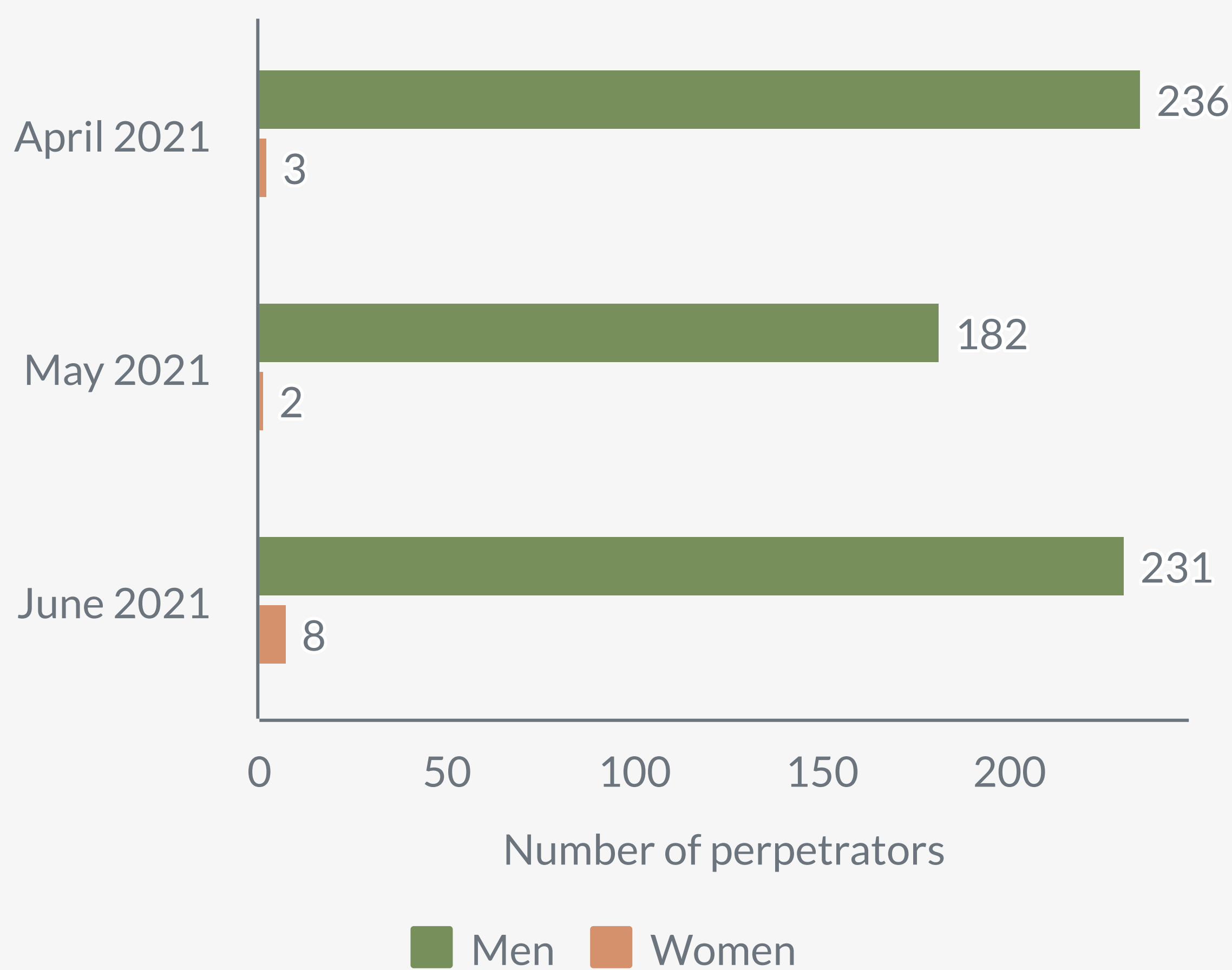
*Incidents committed by intimate partners fall within the domestic violence category.*

- More than half of reported domestic violence incidents were **committed by intimate partners**.



# PERPETRATORS AND VICTIMS

## Perpetrators



- Out of **898 reported perpetrators<sup>3</sup>**, 649 were men and 13 were women.
- For 236 perpetrators sex was not reported.
- Men accounted for **98%** of all perpetrators, whose sex was reported.
- In incidents where age of perpetrators was reported, the majority fell under the **age group of 19-35**, followed by the 36-60 age group.

*The graph refers only to incidents for which the number and sex of the perpetrators were reported.*

- Out of **349 reported victims<sup>4</sup>**, 259 were men and 58 were women. Sex was not reported for 32 victims.
- **Women** were mostly victims of incidents in the **criminal context (43.1%)** and **domestic violence (29.3%)**, out of all incidents in which women were identified as victims.
- **Men** were mostly reported as victims of incidents related to **criminal context (24.3%)** and **public disputes (28.9%)**, out of all incidents in which men were identified as victims.
- In incidents where age of victims was reported, the majority fell under the **age group of 36-60**, followed by the 19-35 age group.

## Victims



*The graph refers only to incidents for which the number and sex of the victims were reported.*

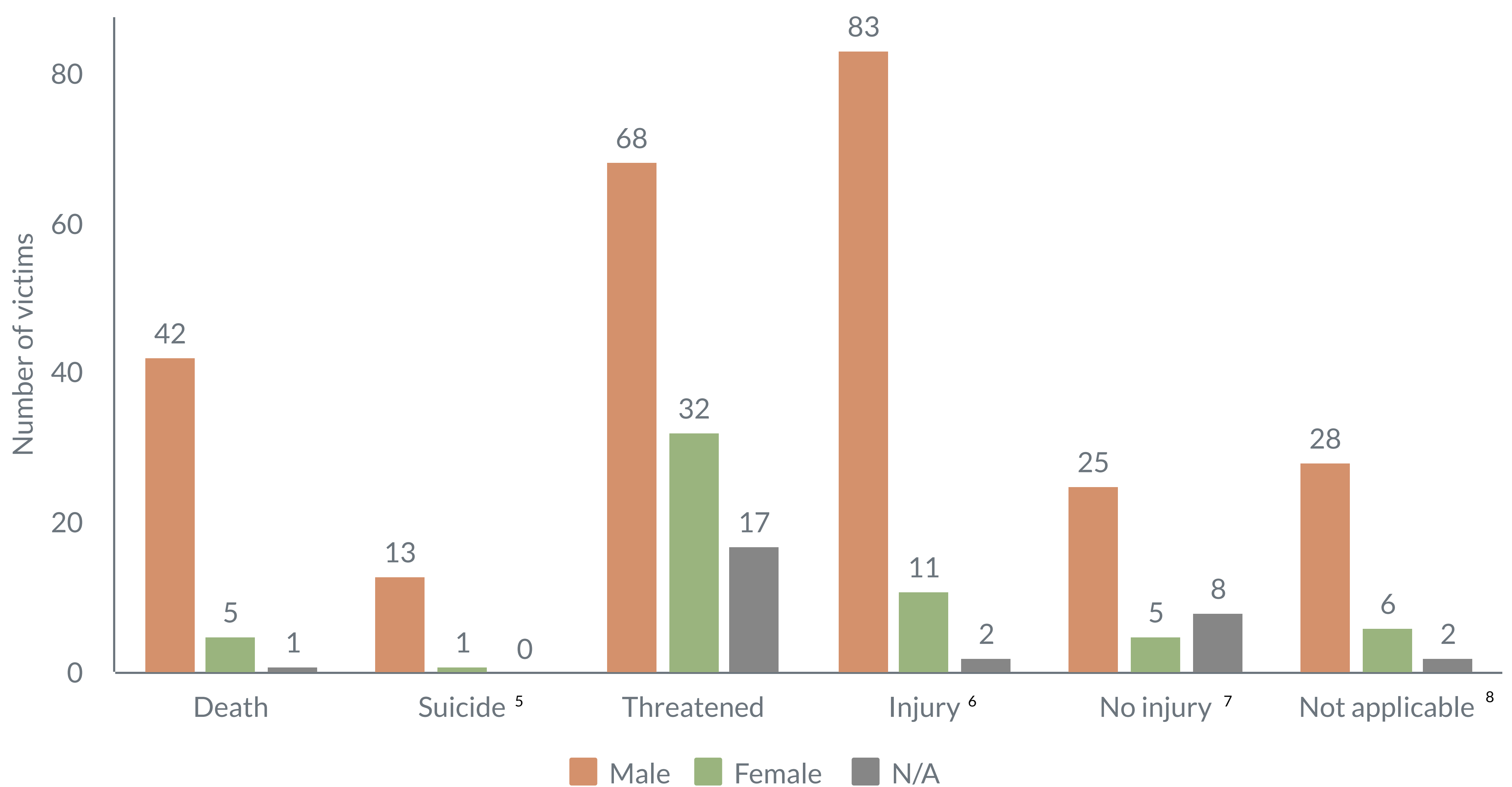
<sup>3</sup> Perpetrator refers to any individual who has used a firearm/ammunition/explosive to commit any of the types of incidents covered by the AVMP.

<sup>4</sup> Victim refers to any individual who has been threatened, injured or died as a result of the use of a firearm/ammunition/explosives.

# OUTCOME FOR VICTIMS

**117** reported victims **were threatened** with firearms, with 56 of them during armed robberies.

**96** victims were injured. Most of them were injured in public disputes (37).



**48** people were killed with firearms - which is an increase of 45.4% compared to previous quarter.

**14** suicides with firearms were reported in this quarter, with the **majority of victims being men.**


<sup>5</sup> Suicide refers to all incidents in which the victim killed him/herself with a firearm.

<sup>6</sup> Injury refers to all incidents in which an individual sustained an injury due to weapon use.

<sup>7</sup> No injury refers to all incidents in which a weapon was discharged, but the victim did not sustain a gunshot injury.

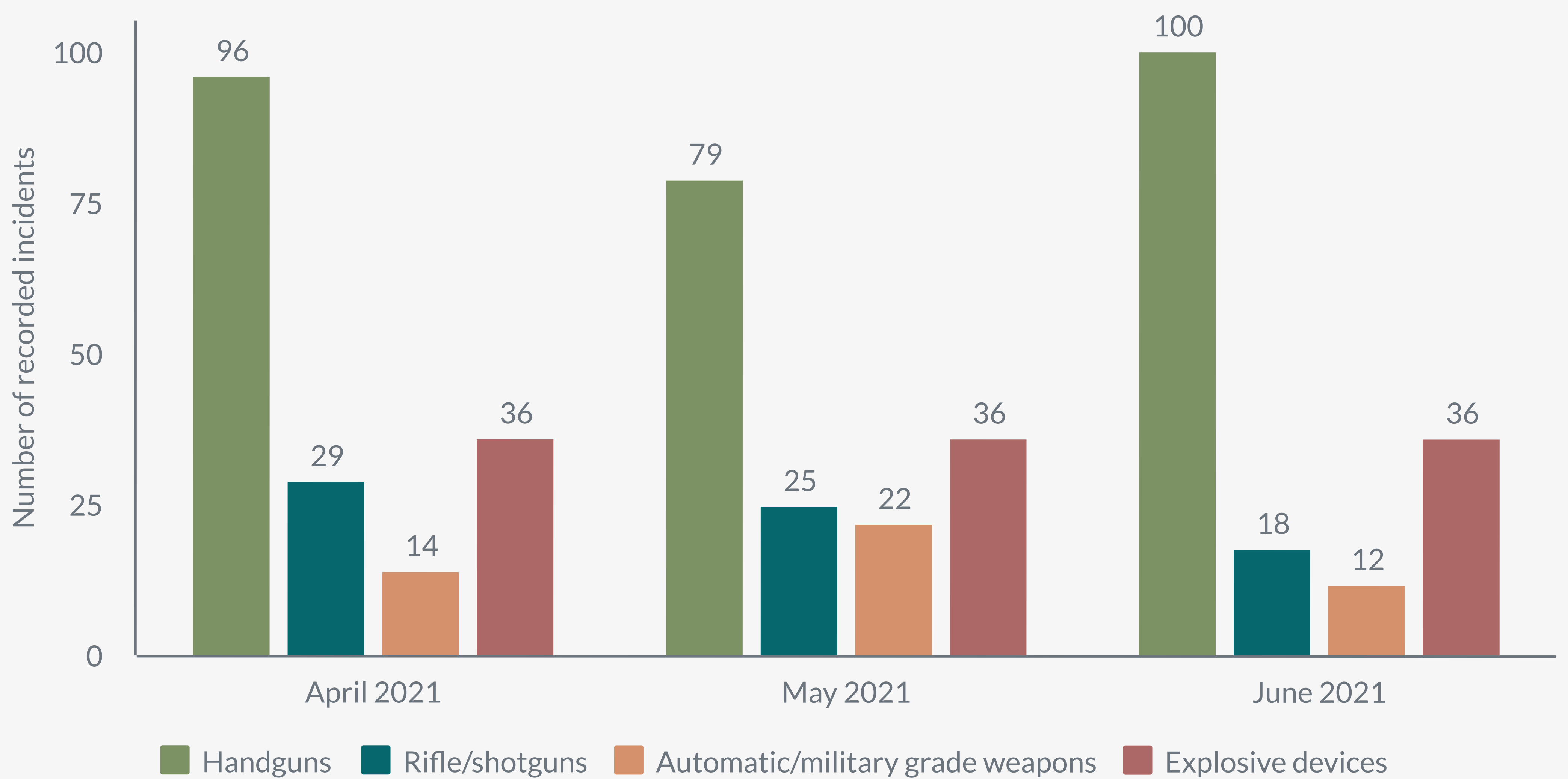
<sup>8</sup> Not applicable refers to all incidents in which a weapon is present but not used or discharged (for example, theft of a weapon).

# TYPE OF WEAPONS



In **395 (50%) incidents**, the firearms used were in **illegal possession**, while in **31 (4%) cases** they were in **legal possession**. In 363 (46%) incidents the type of possession was not reported.

- **Handguns** were reported in **275 incidents**. In 123 cases, this type of firearm was seized, while in 59 cases it was used in robberies.
- With **108 incidents**, **explosive devices** were the second most reported. In **72 incidents** explosive devices were seized.



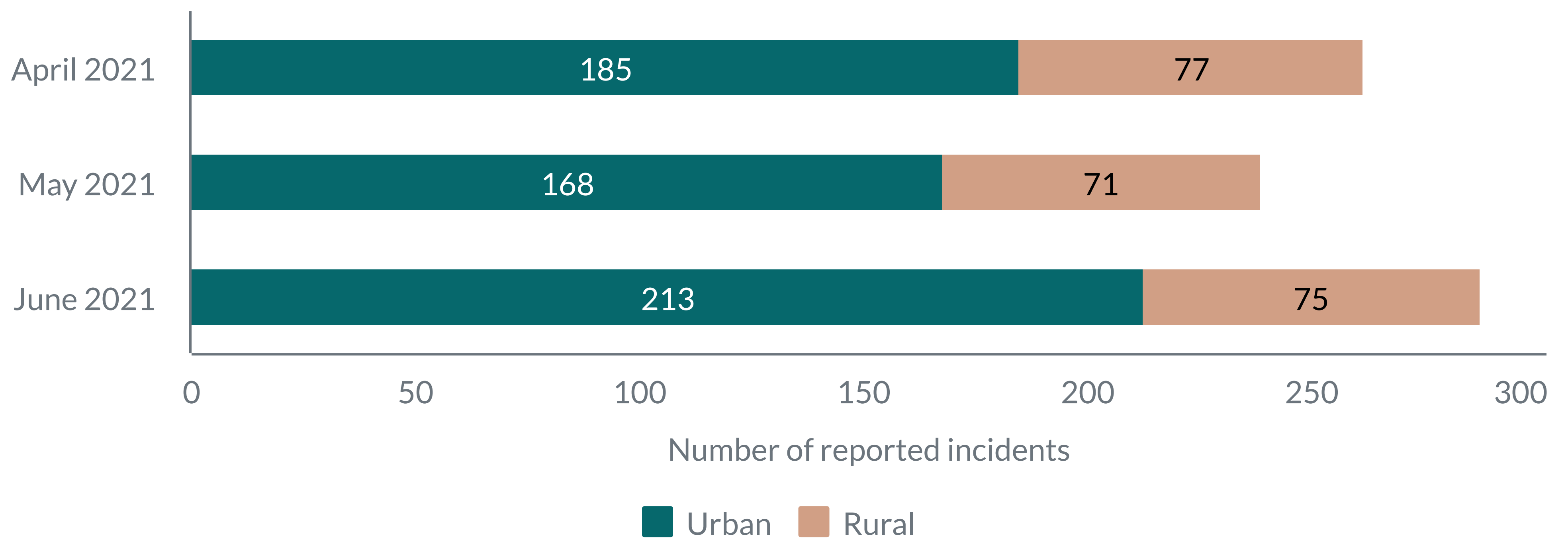
Please note that the graph represents the number of incidents in which four most reported types of weapons were used. During this quarter, in 18.7% of all reported cases the type of firearm was either unknown or not reported.

- **Rifles/shotguns** were recorded in **72 incidents**, mostly related to seizures (38 cases) and in incidents in criminal context (11 cases).
- **Automatic/military grade weapons** were reported in **48 incidents**. In 21 cases, this type of firearm was seized, while in 8 cases it was used by criminal groups.



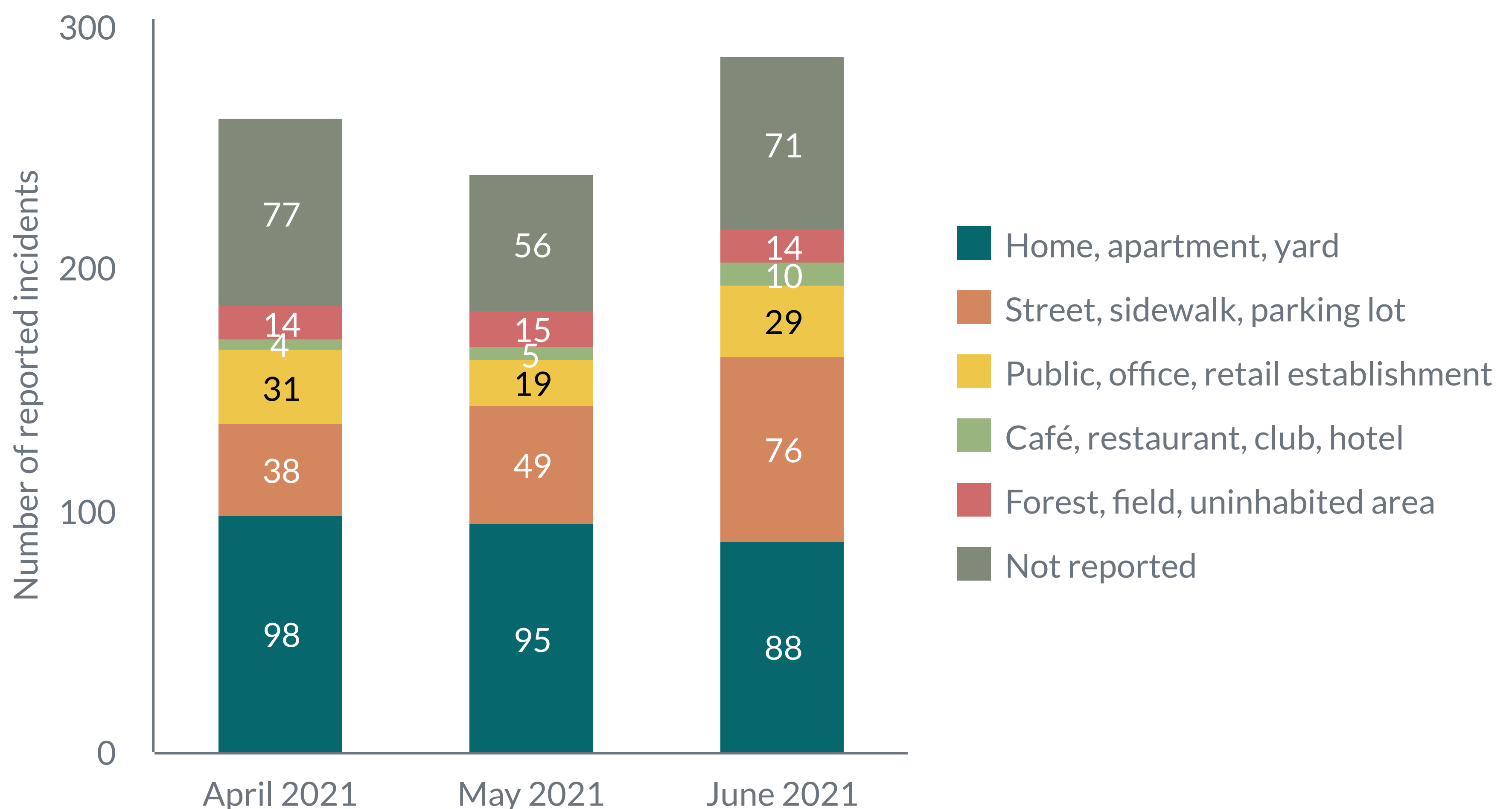
# MACRO- AND MICROLOCATION

## Macrolocation



- In total there were **566** firearm incidents recorded in **urban areas**, accounting for **71.7%** of all reported incidents, while **223** incidents were reported in **rural areas**.

## Microlocation



- The **exact microlocation** was identified in **585** firearm incidents (or in 74.1%), while it was **not reported in 204** such cases (or 26%).
- More precisely, majority of firearm incidents took place at **home (246)**, followed by **street (159)** and **public buildings** such as **shops (24)** and **gas stations (16)**.





---

South Eastern and Eastern Europe Clearinghouse for the Control of  
Small Arms and Light Weapons (SEESAC)

Bulevar Zorana Đinđića 64  
11000 Belgrade, Serbia

Tel: +381 11 4155300  
Fax: +381 11 4155499

e-mail: [seesac@undp.org](mailto:seesac@undp.org)

[www.seesac.org](http://www.seesac.org)



*This Project was funded by  
the European Union*

This document was produced with the financial assistance of the European Union. The views expressed herein can in no way be taken to reflect the official opinion of the European Union.

