



South East Europe Armed Violence Monitor

Quarterly Regional Report

October-December 2022

Background

The widespread proliferation and misuse of firearms continue to pose a grave threat around the globe. To echo the concern about the negative impact of firearms on security, human rights, as well as social and economic development, UNDP SEESAC initiated data collection in 2014 to track the firearm-related incidents in South East Europe (SEE) and established a Regional Armed Violence Monitoring Platform (AVMP).

The AVMP covers Albania, Bosnia and Herzegovina, the Republic of Moldova, Montenegro, North Macedonia, Serbia and Kosovo*. The data is gathered daily from the relevant authorities' official websites, as well as print and online media. Data for Kosovo is also gathered from daily police reports.

The present regional report builds on monthly Armed Violence Monitor Reports, and it has been prepared to provide a collection of data, show the trends, highlights, as well as threats regarding firearm incidents in SEE from **October-December 2022**.

Quarterly AVMP regional reports aim to serve as an information tool to research organizations and all interested parties engaged in the area of small arms and light weapons with the primary goal of providing a better understanding of the firearms' negative impact on civilians.

**References to Kosovo shall be understood to be in the context of Security Council Resolution 1244 (1999).*

¹Data retrieved on 22 January 2023. Given that news articles may be published after the incidents occurred or that recorded incidents can be updated with new pieces of information, the given statistics may slightly differ in the future.

QUARTERLY SNAPSHOTS

October-December 2022

821

firearm incidents were
reported in SEE

381

weapon
seizures

80

people were
injured with
firearms

65

public disputes
involving
firearms

18

people died
by suicide
with firearms


246

incidents
involving
hanguns

25

incidents in
the context
of domestic
violence

TYPE OF INCIDENTS




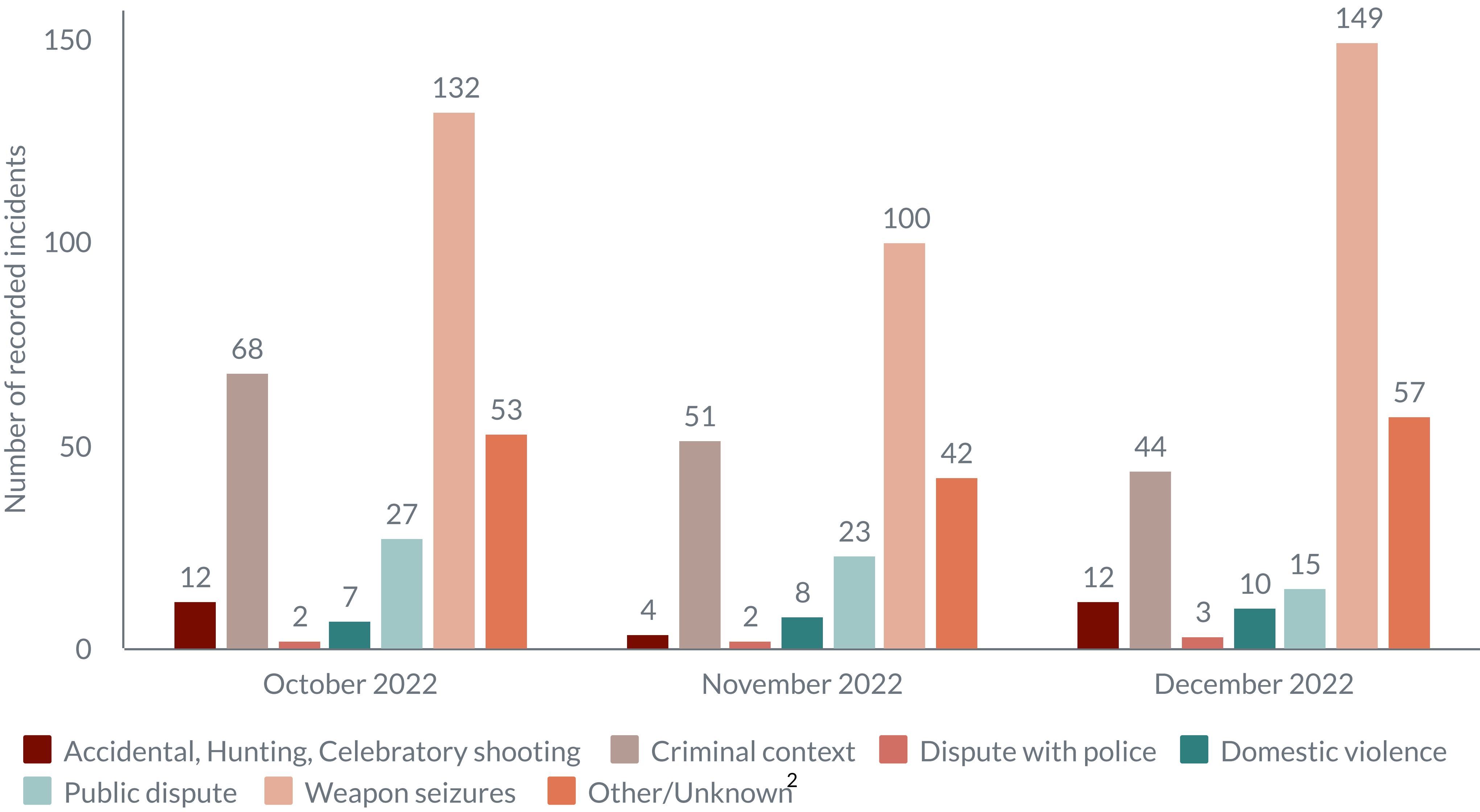
27 seizures of pyrotechnic devices were reported.




130 people were threatened with firearms.




Weapon seizures accounted for 46% of all reported incidents.



In 17 cases, firearms were reported as **stolen**, a 26% decrease from the previous quarter.



15 incidents were committed by **intimate partners**, all men.



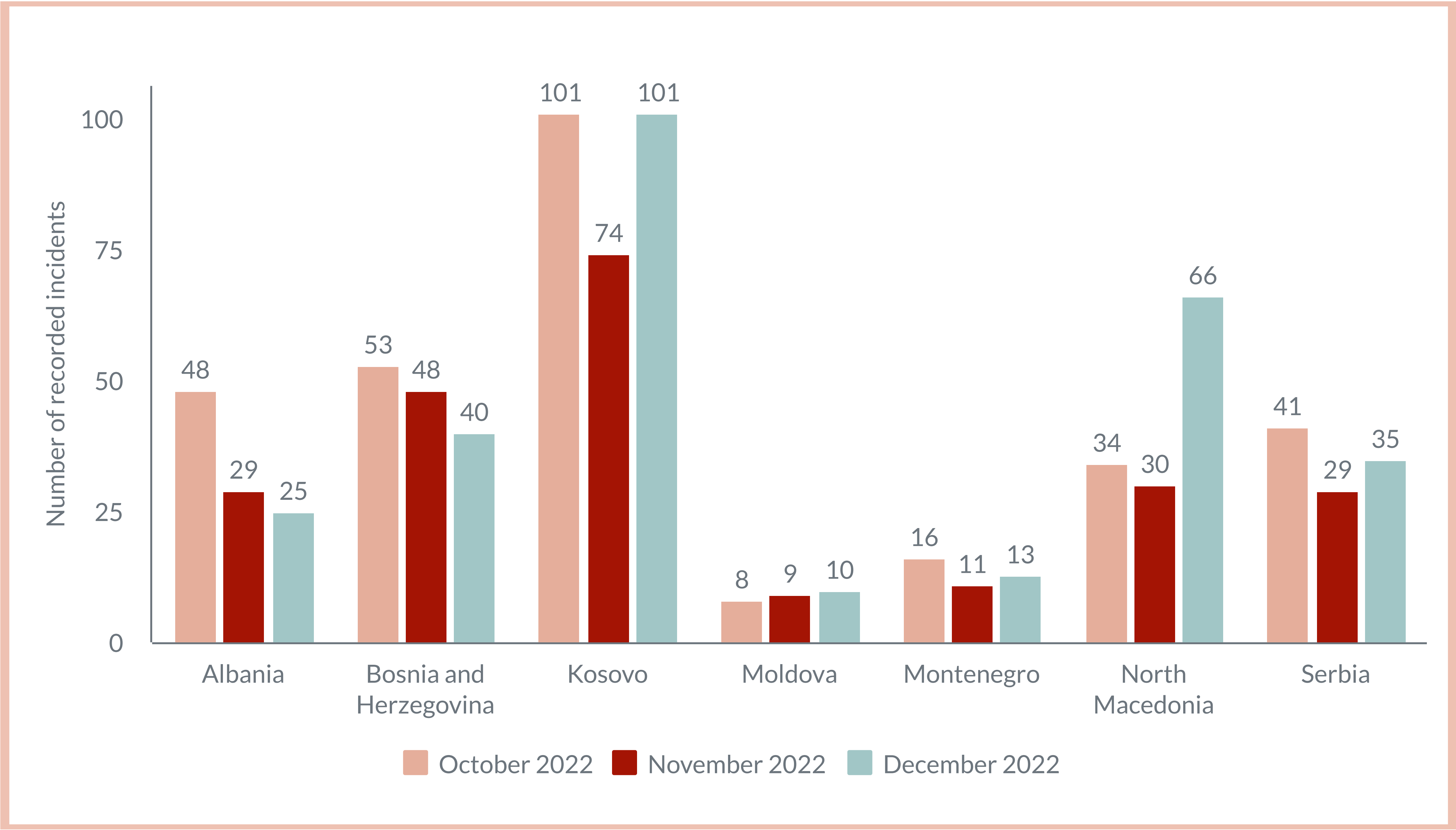
27 undetermined **explosions** were reported, an 80% increase from the previous quarter.

² Other/ Unknown refer to suicides, shootings under undetermined circumstances, non-hunting related shooting of animals, explosions, weapons used for defence, and all other incidents that cannot be classified under any of the categories above.

NUMBER OF INCIDENTS

The total number of incidents recorded in this quarter **decreased by 12 %** in comparison to the previous quarter (from 933 to 821).

October recorded the **highest number** of firearm incidents in this quarter, with **301** incidents reported.

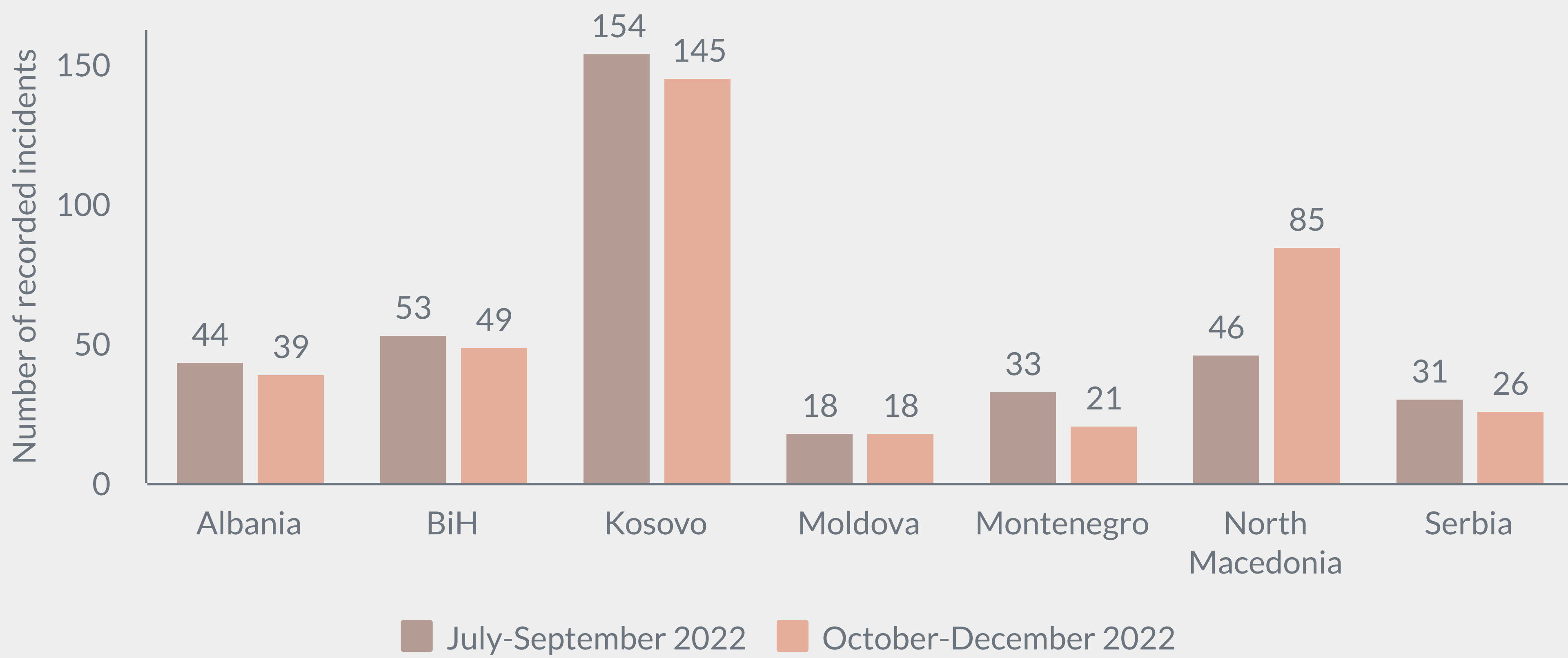


Kosovo (276), Bosnia and Herzegovina (141) and North Macedonia (130) reported the highest number of firearm incidents.

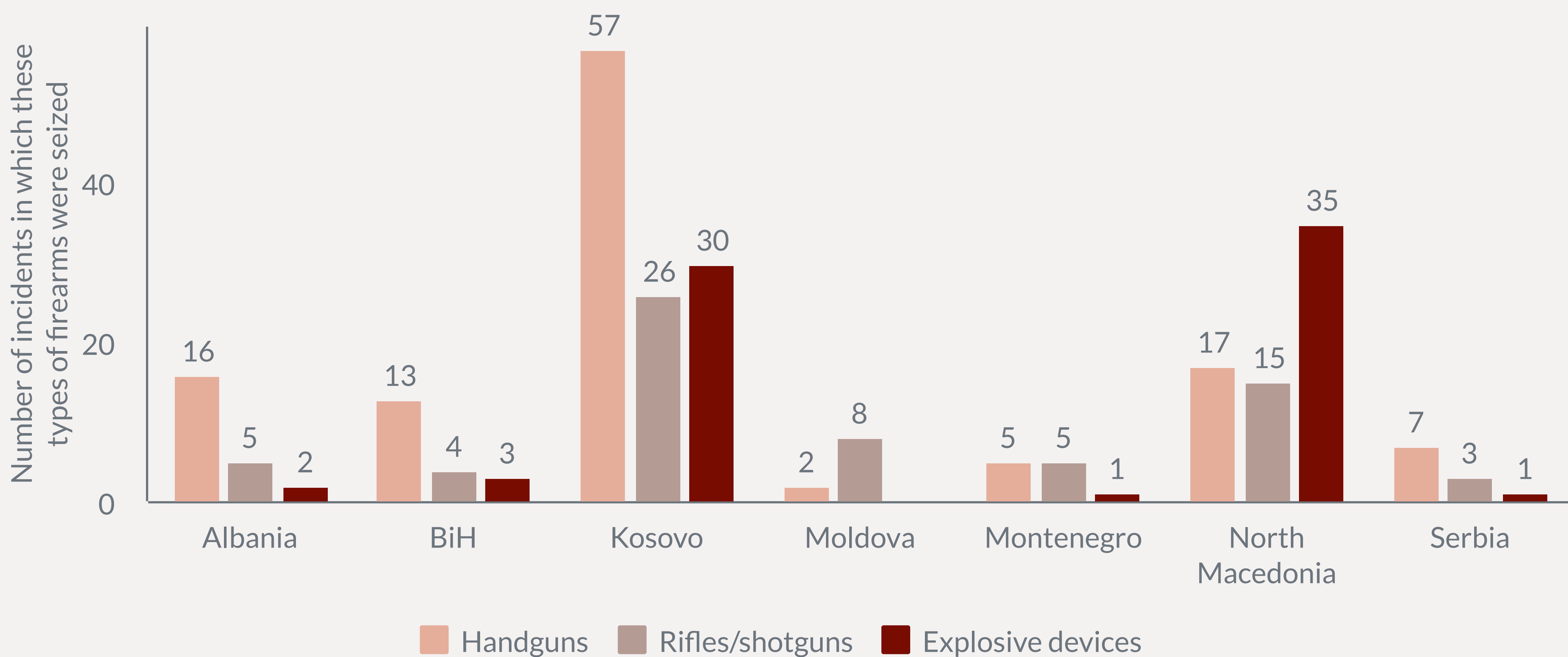
Weapon seizures (381) and firearm incidents in the **criminal context (163)** were the most reported types of incidents.

MAIN TRENDS - Weapon seizures

- With **381 incidents** recorded in this quarter, **weapon seizures** remained the most reported type of incident.
- A slight increase was observed in comparison to the previous quarter (379 cases), while in relation to the same period last year, a 6% drop was noted (402 cases).



- **Kosovo** recorded the highest number of seizures during this quarter, followed by **North Macedonia**, where the number of cases nearly doubled in relation to the previous quarter.
-
- **Handguns** continue to be the **most seized type of weapon**, being reported in 117 cases (out of 381). The highest number of handgun seizures was reported in Kosovo (66).
 - The number of **rifles/shotguns seizures increased by 74%** since the previous quarter (36 vs 66), making them the second most seized type of weapon. Rifles/shotguns were primarily seized in Kosovo (26) and North Macedonia (15).

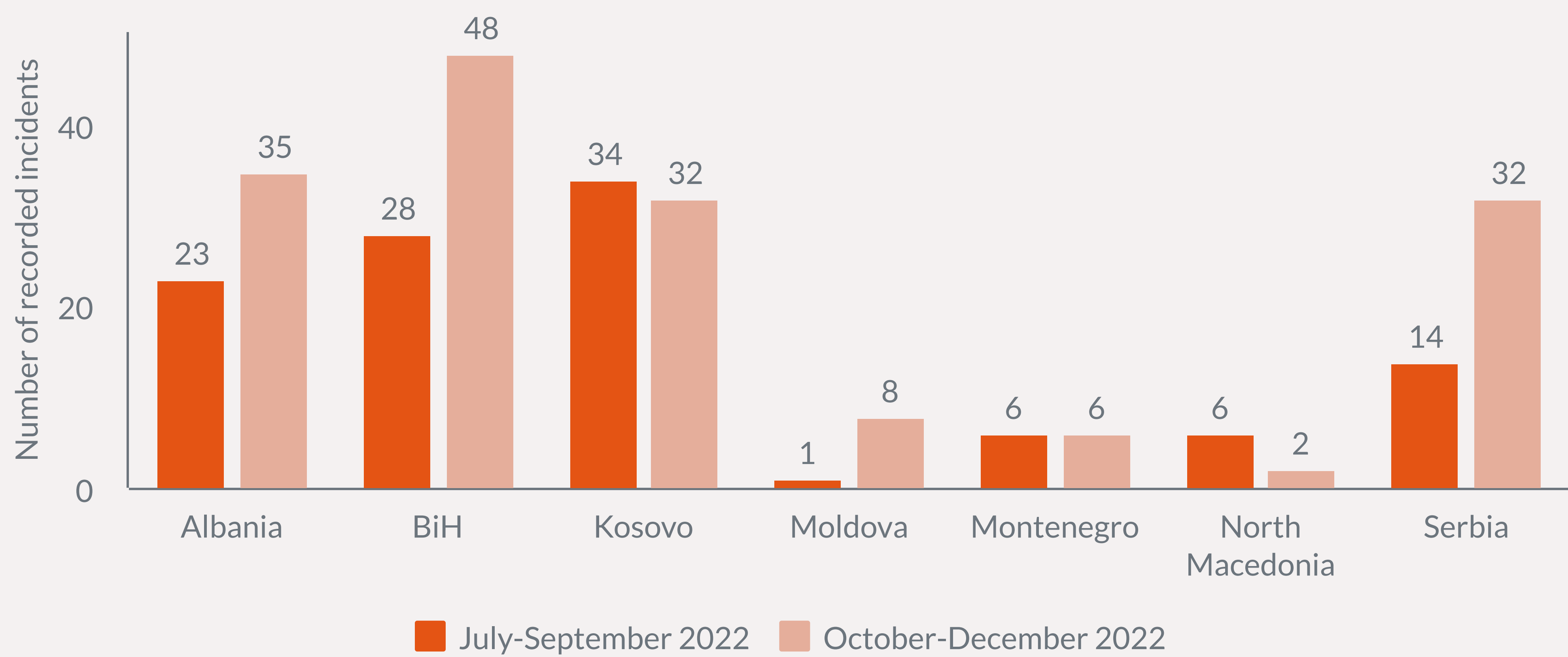


Three most seized types of weapons in the October-December 2022 period.

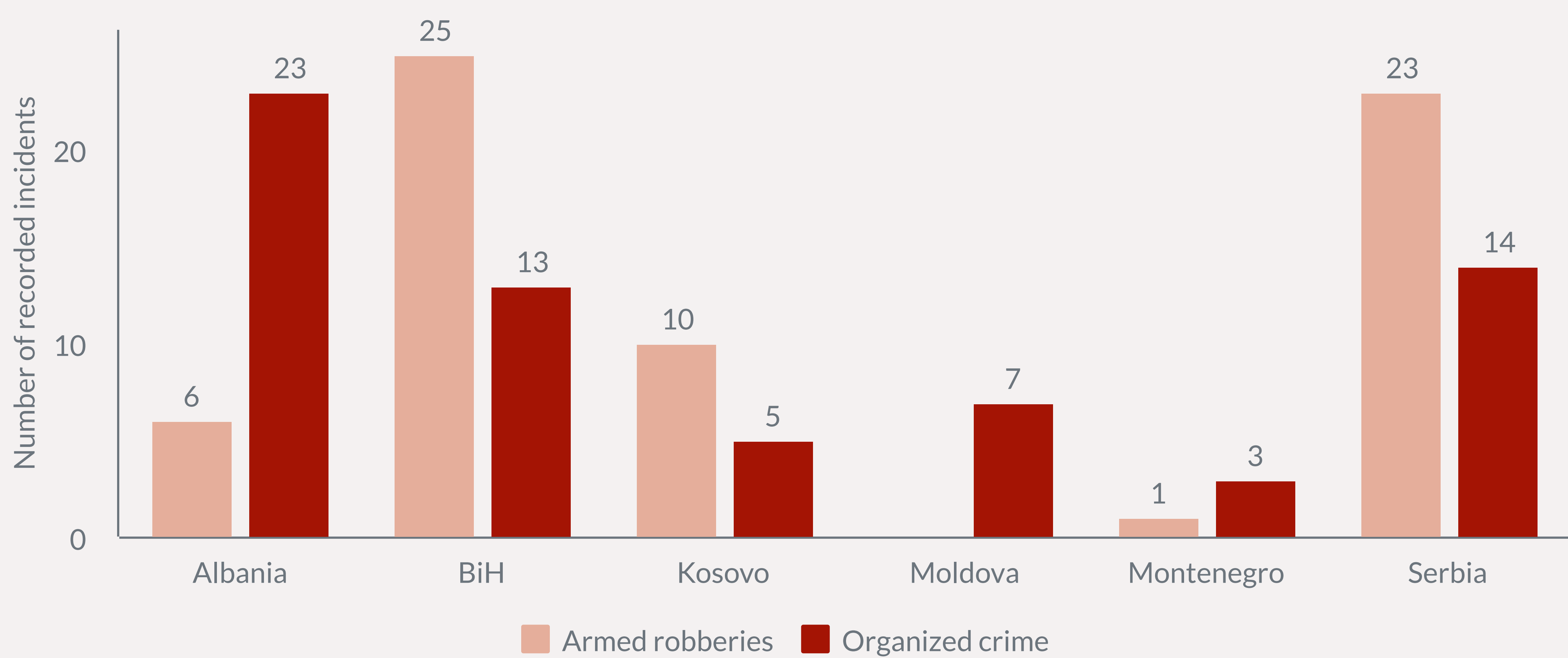
- In comparison to the previous quarter, there was a **48% rise in the seizures of explosive devices**, with North Macedonia (35) and Kosovo (20) accounting for most of those cases.

MAIN TRENDS (CONT.) - Criminal context

- With **163 cases** recorded, firearm incidents in the **criminal context** were the second most frequent type of incident in SEE, showing a **46% increase** from the previous quarter (112 cases).
- A notable increase in the number of these incidents was reported by **Serbia (143%), Bosnia and Herzegovina (71%), and Albania (40%)** compared to the previous quarter.



- The number of firearm incidents associated with **organized crime** more than doubled in this quarter (31 vs 65). **Kosovo (23), Serbia (14), and Bosnia and Herzegovina (13)** reported the highest number of these incidents.
- A total of **67 armed robberies** were reported, which is **60% more** than in the previous quarter. Armed robberies were mainly reported in **Bosnia and Herzegovina (25)** and **Serbia (23)**.

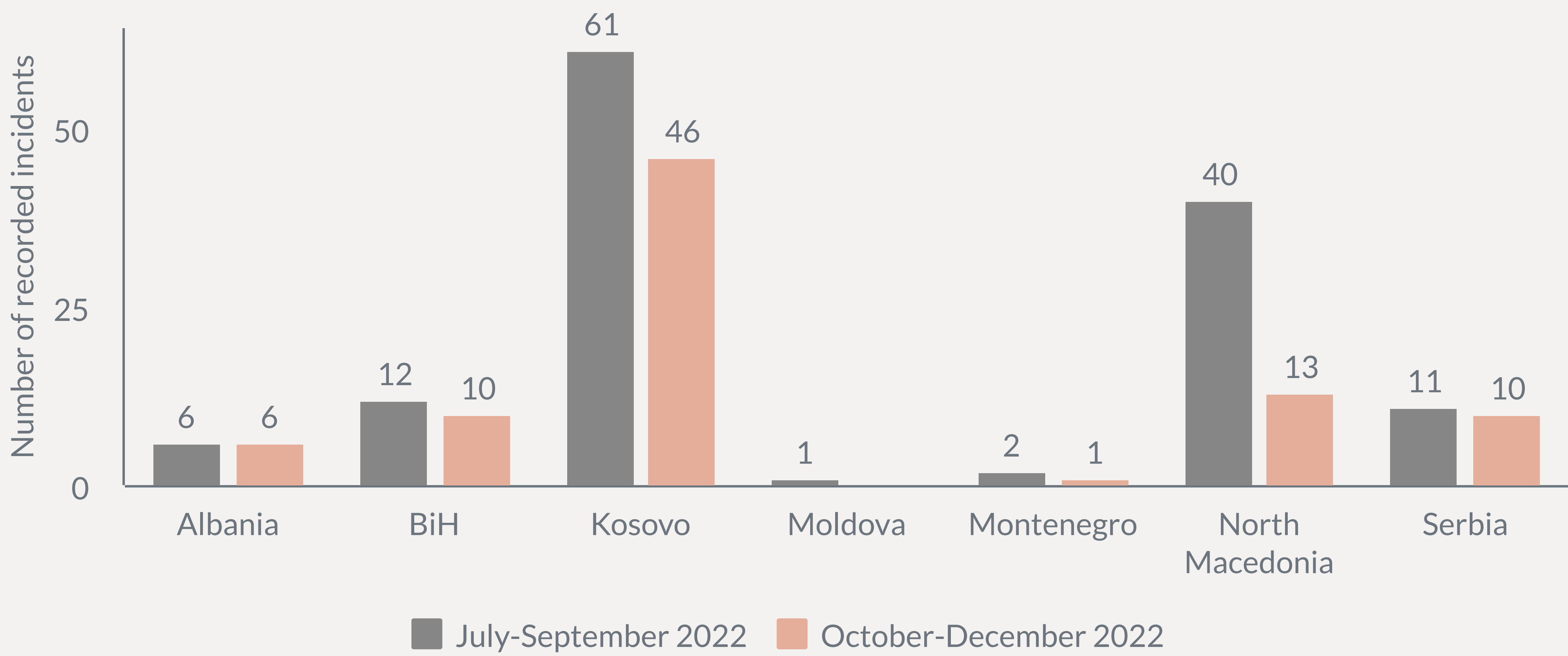


Two most reported incidents under the criminal context category in the October-December 2022 period.

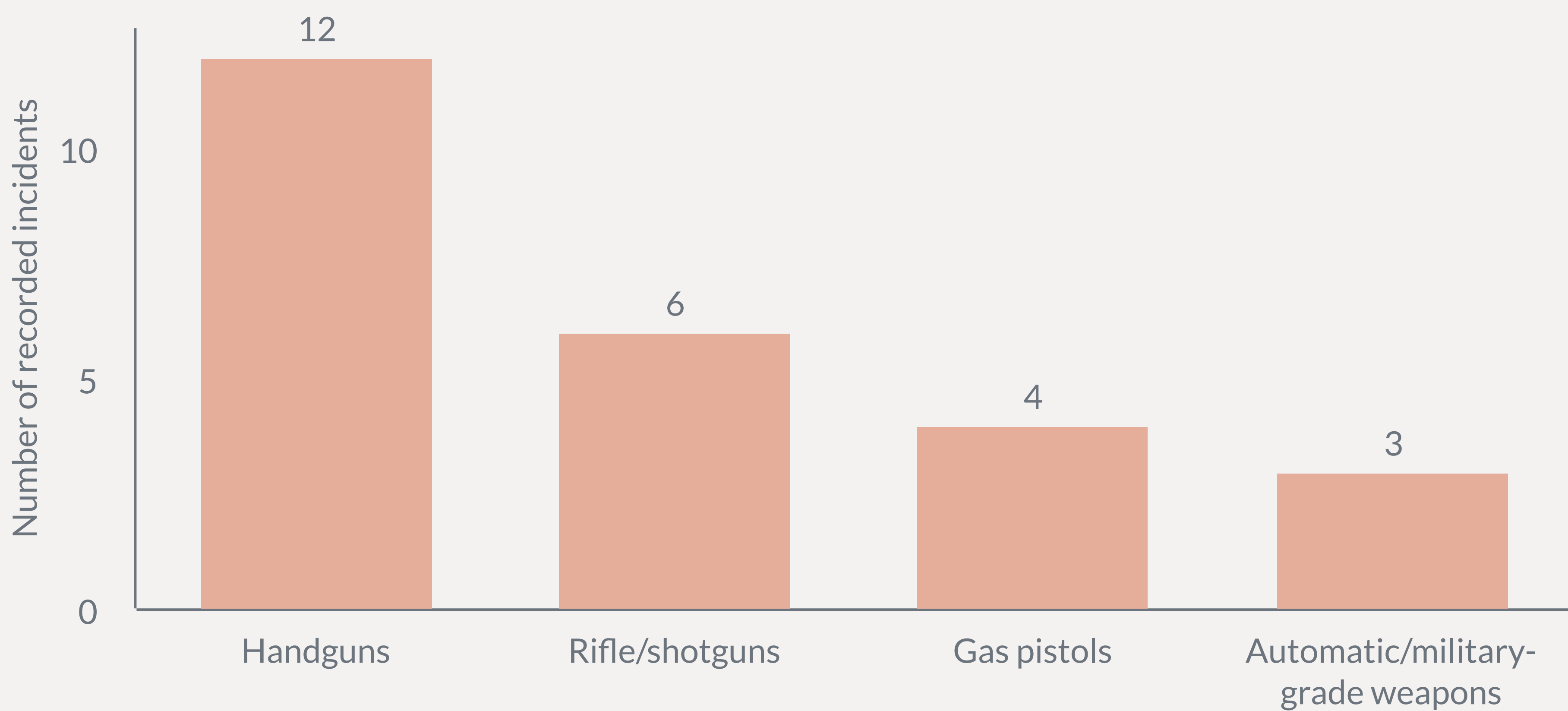
- The **number of victims** of firearm incidents in the criminal context **increased**, particularly among **women** (from 9 in the previous to 25 in this quarter).

MAIN TRENDS (CONT.) - Undetermined shootings³

- With **86 cases, undetermined shootings** were the third most reported type of incident, despite a **36% decrease** observed since the previous quarter (from 134 to 86).
- Similar to the previous quarter, **Kosovo** and **North Macedonia** reported the largest number of undetermined shootings, although each recorded a decrease of 25% and 68%, respectively.



- **37 victims** of undetermined shooting incidents were reported, of whom **3 people** were reported as **killed** and **25 as injured**.
- **Men** were the only **perpetrators** of undetermined shootings where sex was reported. In 33 cases, perpetrators were caught by the police, while in 46 cases they remained unknown.




- Type of firearm was not reported in 63% of undetermined shooting incidents. Where reported, data indicated that **handguns were the most used type of weapons**.

³ Undetermined shooting refers to any firearm discharge under unknown circumstances and motives, regardless of whether or not such incident caused a fatality, injury, or damage.


PERPETRATORS

From October to December 2022, there were **1,093 perpetrators⁴** of firearm incidents, of whom



12

were women



881

were men

N/A

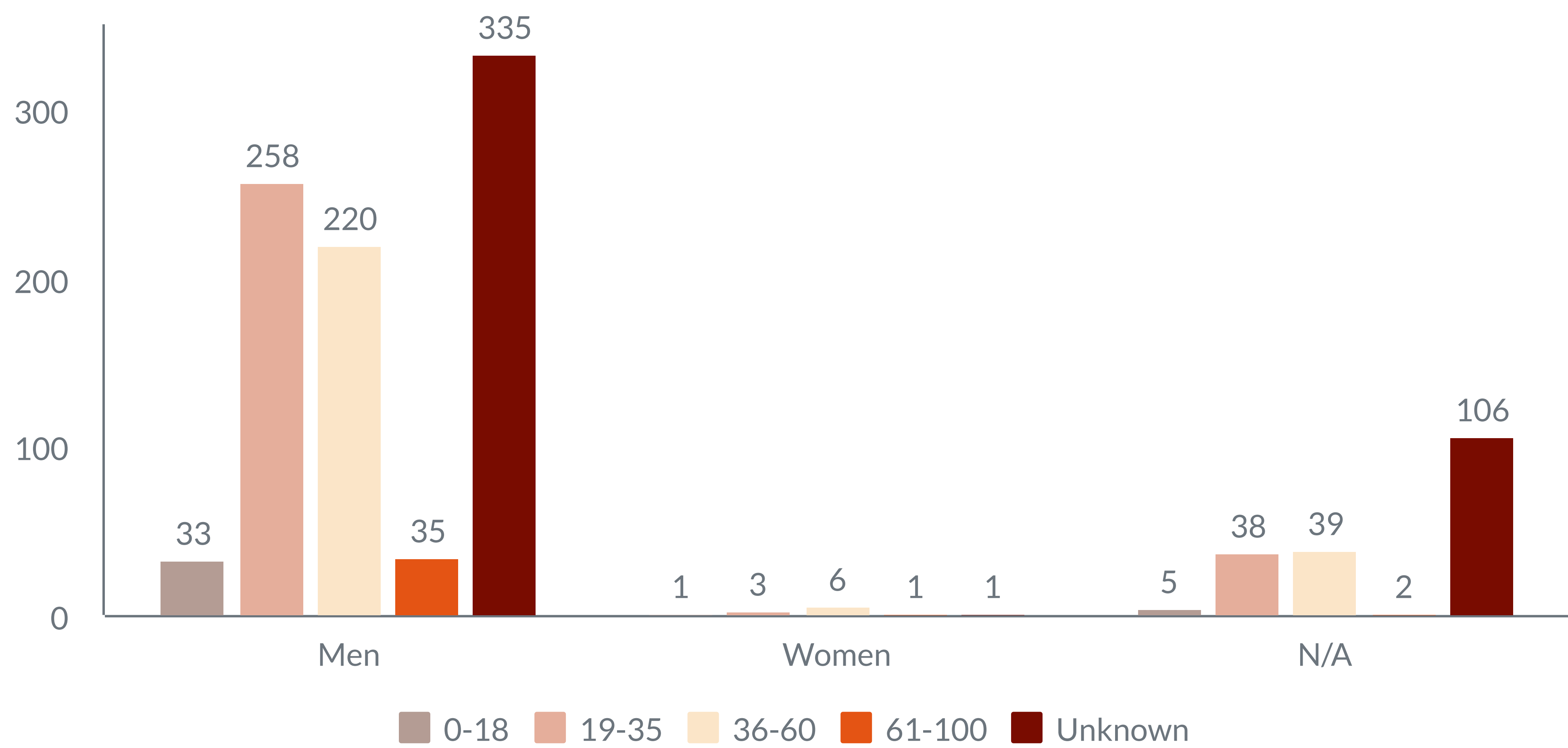
for **200**

sex was not reported

Men **were identified as perpetrators** mostly in incidents related to **weapon seizures (43%)** and the **criminal context (30%)**.

Women **were identified as perpetrators** mostly in incidents related to **weapon seizures (33%)** and **criminal context (33%)**.

- In incidents where age of **men and women perpetrators** was reported, the majority fell under the **age group of 19-35**, closely followed by 36-60 age group.




- For **442 (40%) perpetrators**, **age was not reported**. For 106 perpetrators, neither sex nor age was reported.


⁴ Perpetrator refers to any individual who has used a firearm/ammunition/explosive to commit any of the types of incidents covered by the AVMP.

VICTIMS

From October to December 2022, there were **308 victims**⁵ of firearm incidents, of whom



57
were women



234
were men

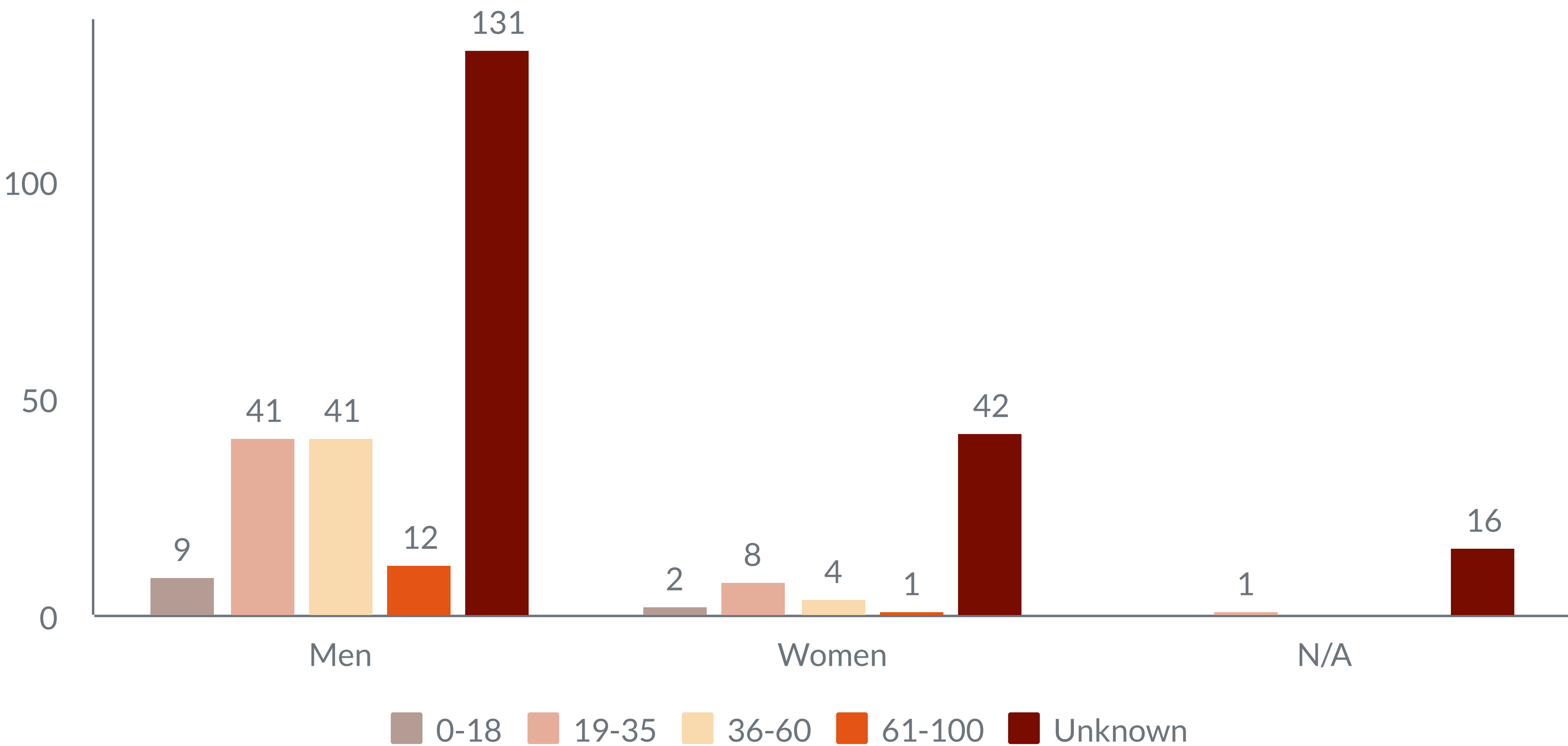
N/A

for **17**
sex was not reported

Women victims were mostly reported in incidents related to **domestic violence (44%)** and **criminal context (42%)**.

Men victims were mostly reported in incidents related to **public disputes (36%)** and **criminal context (24%)**.

- In incidents where the age of **men** and **women victims** was reported, the majority fell under the **age group of 19-35**, followed by the 36-60 age group.



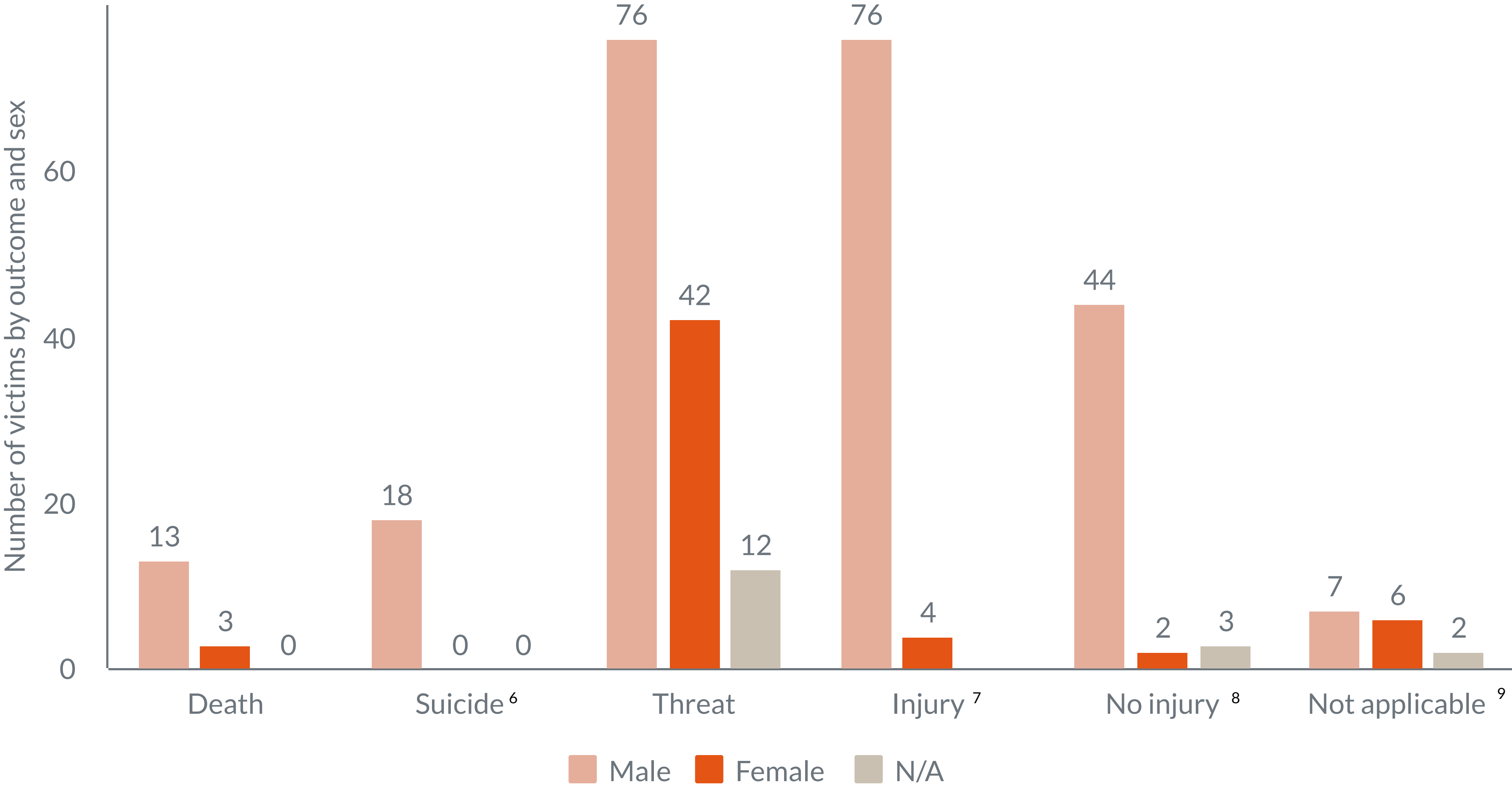
- For **189 (61%) victims**, **age was not reported**. For 16 victims, neither sex nor age was reported.

⁵ Victim refers to any individual who has been threatened, injured or died as a result of the use of a firearm/ammunition/explosives.

OUTCOME FOR VICTIMS

130 victims were threatened with firearms, with 68 in the criminal context and 35 in public disputes.

80 victims were injured, with 26 injured in public disputes and 25 in undetermined shootings.



16 people were killed with firearms. The number of firearm deaths **decreased by 66%** since the previous quarter (16 v 47).

A total of 18 suicides with firearms were reported, with all victims being men.

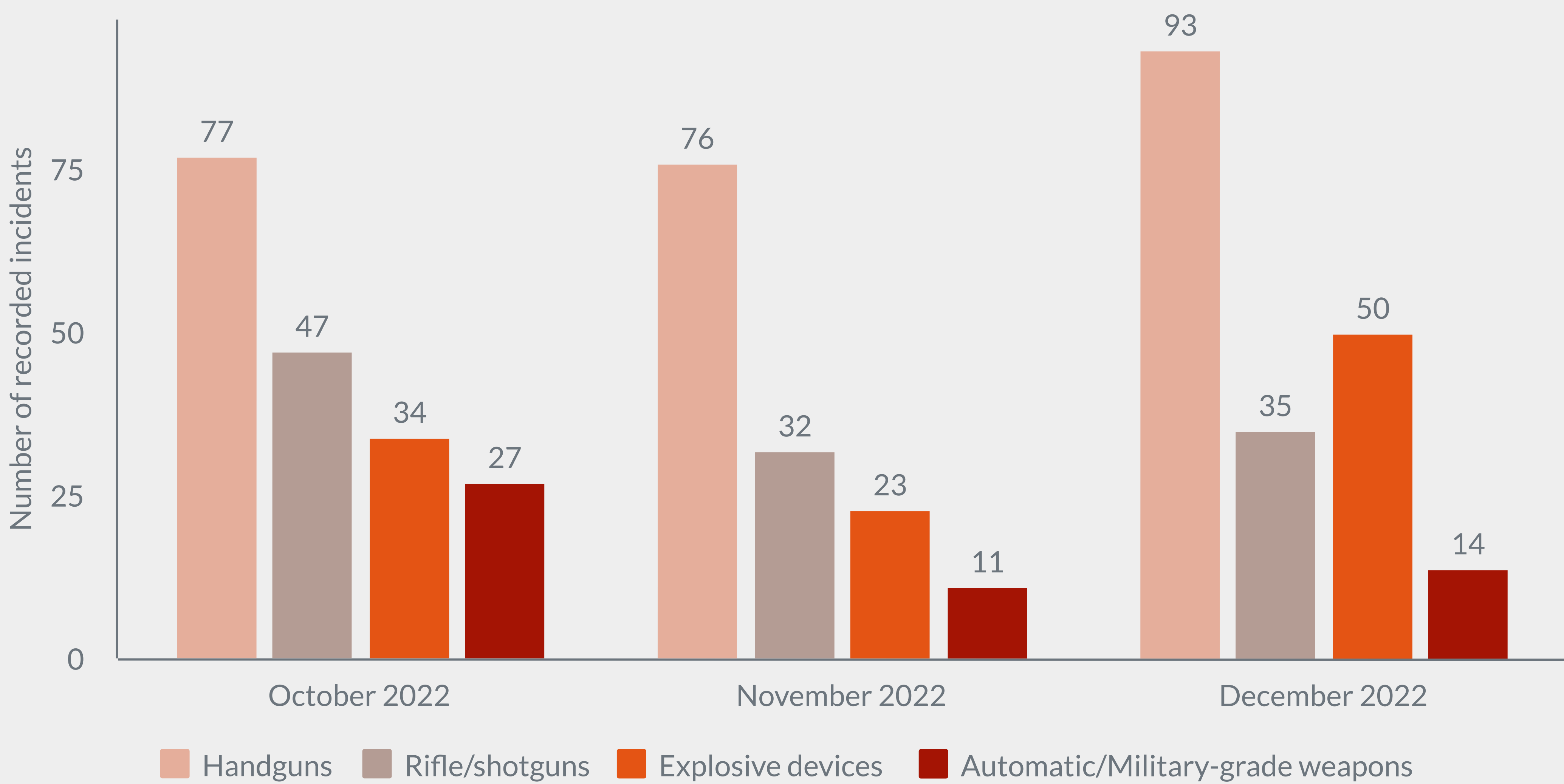
⁶ Suicide refers to all incidents in which the victim killed him/herself with a firearm.
⁷ Injury refers to all incidents in which an individual sustained an injury due to weapon use.
⁸ No injury refers to all incidents in which a weapon was discharged, but the victim did not sustain a gunshot injury.
⁹ Not applicable refers to all incidents in which a weapon is present but not used or discharged (for example, theft of a weapon).

TYPE OF WEAPONS



In **527** (64%) **incidents**, the firearms used were in **illegal possession**, while in **24** (3%) cases, they were in **legal possession**. In 270 (33%) incidents, the status of possession was not reported.

- **Handguns** were reported in **246 incidents**. In 117 cases, this type of firearm was seized, while in **58 cases**, it was used in the **criminal context**.
- With **114 incidents** recorded, **rifles/shotguns** were the second most used type of weapon, showing a 44 % increase since the previous quarter. In **68 cases**, this type of weapon was **seized**.



Please note that the graph represents the number of incidents in which four most reported types of weapons were used. During this quarter, in 19.5% of all reported cases the type of firearm was either unknown or not reported.


- **Explosive devices** were reported in **107 incidents**, 62% more than in the previous quarter. In **28 cases**, explosives were reported as used in **undetermined explosions**, while in **33 cases**, they were reported as **found accidentally** by civilians.
- **Automatic/military-grade weapons** were reported in **52 incidents**, 21% less than in the previous quarter. This type of firearm was reported as **seized** in **28 cases**.

MACRO AND MICROLOCATION

From October to December 2022

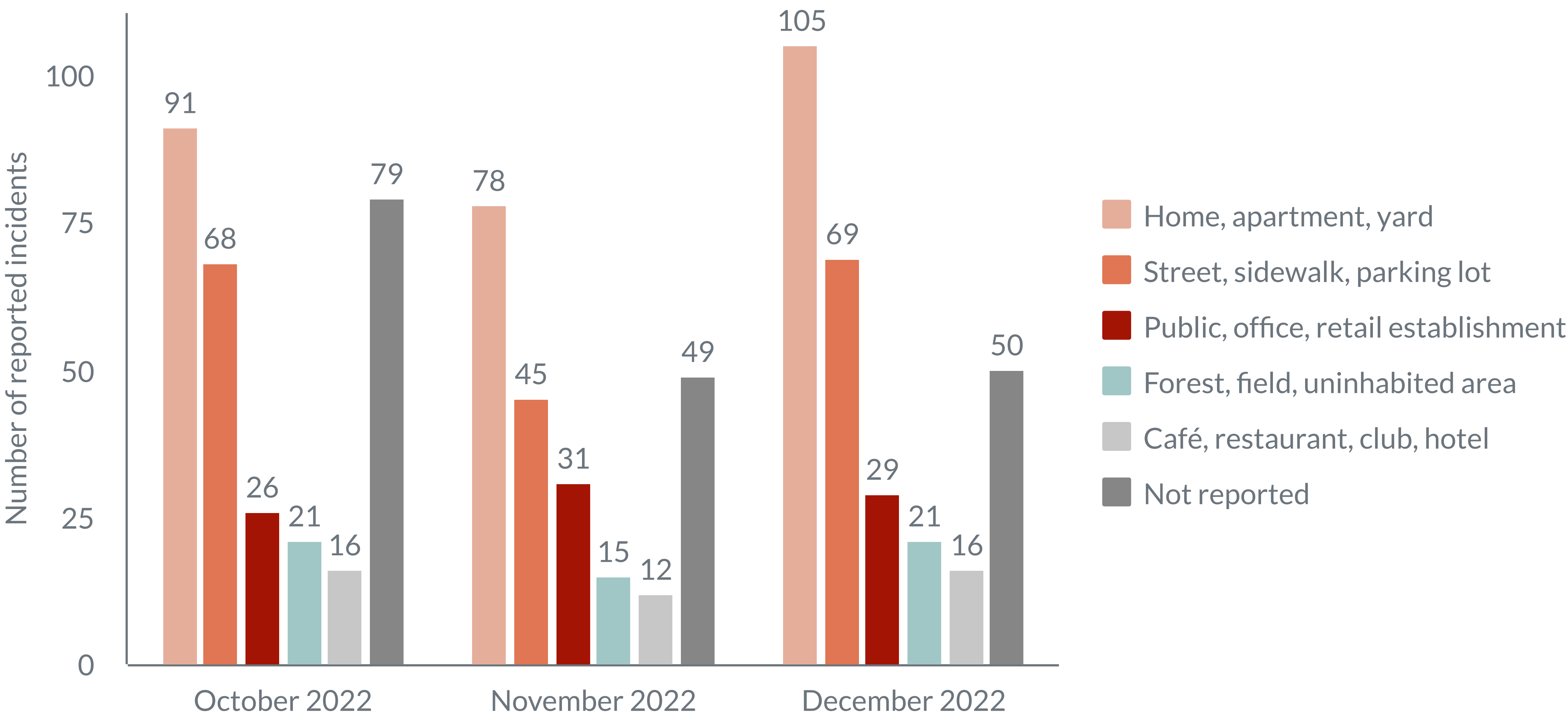


557 (68%) incidents
occurred in urban areas.



264 (32%) incidents
occurred in rural areas.


Microlocation




Majority of incidents were reported



at homes / yards
269 incidents



in streets
171 incidents



in forests
29 incidents



South Eastern and Eastern Europe Clearinghouse for the Control of
Small Arms and Light Weapons (SEESAC)

Bulevar Zorana Đinđića 64
11000 Belgrade, Serbia

Tel: +381 11 4155300
Fax: +381 11 4155499

e-mail: seesac@undp.org

www.seesac.org



**Funded by
the European Union**

This document was produced with the financial assistance of the European Union. The views
expressed herein can in no way be taken to reflect the official opinion of the European Union.

