



Funded by
the European Union



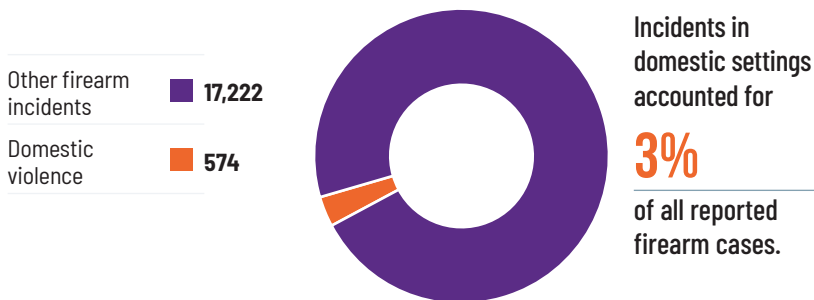
FIREARM INCIDENTS IN THE CONTEXT OF DOMESTIC VIOLENCE - WESTERN BALKANS, 2019-2024

Source: Armed Violence
Monitoring Platform - AVMP





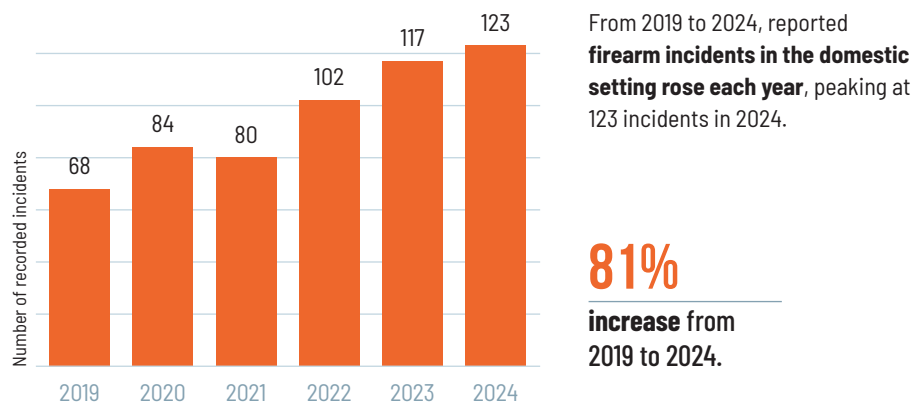
Frequency of Firearm Incidents in the Context of Domestic Violence



▲ FIREARM INCIDENTS IN THE DOMESTIC VIOLENCE CONTEXT COMPARED TO THE OVERALL NUMBER OF FIREARM INCIDENTS IN THE WESTERN BALKANS, 2019-2024

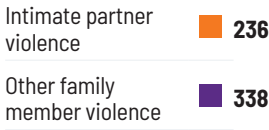


▲ FIREARM-RELATED FATALITIES REPORTED IN DOMESTIC VIOLENCE CONTEXT COMPARED TO FIREARM-RELATED FATALITIES REPORTED IN OTHER INCIDENTS, 2019-2024



▲ FIREARM INCIDENTS IN THE CONTEXT OF DOMESTIC VIOLENCE IN THE WESTERN BALKANS BY YEAR

Firearm incidents in the domestic setting were committed either by intimate partners or other family members.



59%
of reported cases

41%
of reported cases

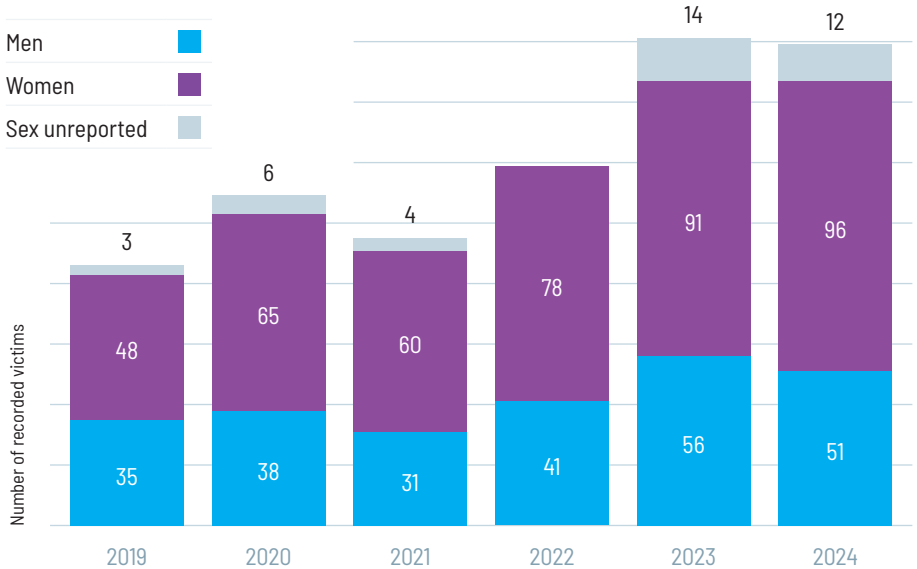
▲ FIREARM INCIDENTS IN THE DOMESTIC SETTING BY CONTEXT

Victims of Firearm Incidents in the Context of Domestic Violence

During the six-year period, firearm incidents in the context of domestic violence resulted in **729 reported victims**.

The number of **WOMEN VICTIMS DOUBLED** over the years.

The number of victims **ROSE BY 85%**, with **WOMEN (438)** consistently accounting for the majority **OF ALL VICTIMS (63%)**.



When the age was known:

Victims **AGED 36-60** were the **MOST AFFECTED (46%)**, followed by those aged **19-35 (28%)**.

WOMEN OUTNUMBERED MEN IN BOTH GROUPS, while **MEN** were **MORE FREQUENTLY VICTIMS** among **THOSE 61 AND OLDER**.

Victims **AGED 18 AND YOUNGER** made up **8% OF REPORTED VICTIMS**.

▲ VICTIMS OF FIREARM INCIDENTS IN THE DOMESTIC SETTING BY YEAR

FATALITIES INSIGHTS

Domestic violence involving firearms had the highest number of fatalities of all other types of incidents, even though it accounted for far fewer reported incidents compared to criminal contexts, public disputes, and undetermined shootings.

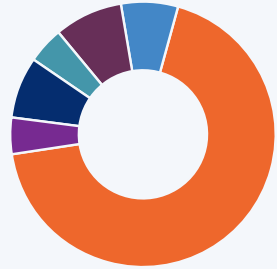


▲ FIREARM-RELATED DEATHS BY TYPE OF FIREARM INCIDENT, 2019-2024

Domestic violence was the most lethal context for women when firearms were involved.

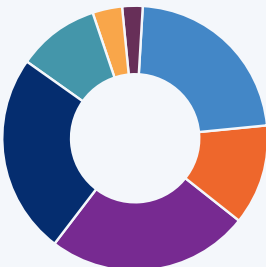
107 WOMEN were killed with firearms in domestic violence incidents, **MORE THAN IN ALL OTHER TYPES OF INCIDENTS COMBINED.**

Domestic violence	107
Criminal context	12
Public disputes	7
Undetermined shootings	11
Accidental/Celebratory shootings/Hunting	7
Mass shootings	13



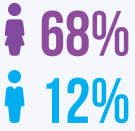
▲ FATAL OUTCOME FOR WOMEN BY TYPE OF INCIDENT, 2019-2024

Men are overwhelmingly the victims of firearm incidents in other contexts, particularly in criminal and public settings.

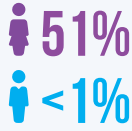


75	Domestic violence
151	Criminal context
152	Public disputes
139	Undetermined shootings
63	Accidental/Celebratory shootings/Hunting
16	Mass shootings
21	Dispute with police

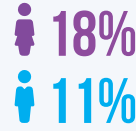
▲ FATAL OUTCOME FOR MEN BY TYPE OF INCIDENT, 2019-2024



Share of women and men killed with firearms by either intimate partners or other family members out of all women and men killed in firearm incidents



Share of women and men killed with firearms by intimate partners out of all women and men killed in firearm incidents



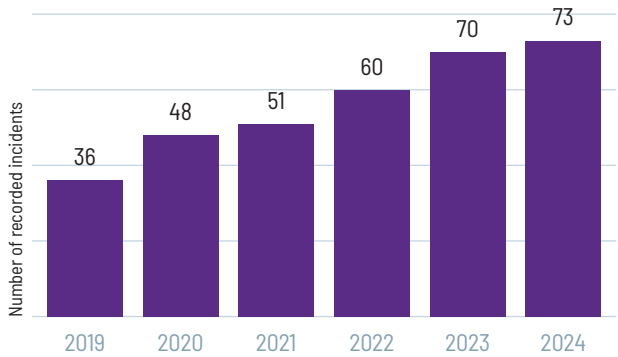
Share of women and men killed with firearms by other family members out of all women and men killed in firearm incidents

Even beyond intimate relationships, women are more likely than men to be killed by someone within their family.

Firearm Incidents in the Context of Intimate Partner Violence

A total of **338 firearm incidents** in the context of **intimate partner violence** were documented in the Western Balkans in the 2019-2024 period.

The number of **REPORTED FIREARM INCIDENTS** committed by **INTIMATE PARTNERS** **DOUBLED** between 2019 and 2024.



▲ FIREARM INCIDENTS COMMITTED BY INTIMATE PARTNERS BY YEAR

VICTIMS OF INTIMATE PARTNER VIOLENCE

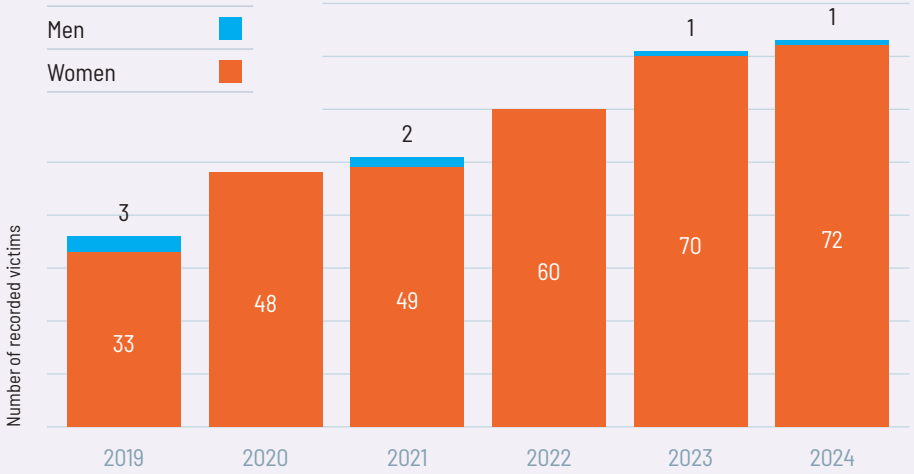
Firearm incidents in the context of **intimate partner violence** resulted in **338 victims**.

The **NUMBER OF WOMEN AFFECTED** by these incidents **INCREASED** from 33 in 2019 to 72 in 2024.

Women made up

98%

of all victims of firearm incidents in the context of intimate partner violence.



▲ VICTIMS OF INTIMATE PARTNER VIOLENCE BY SEX AND YEAR

From 2019 to 2024

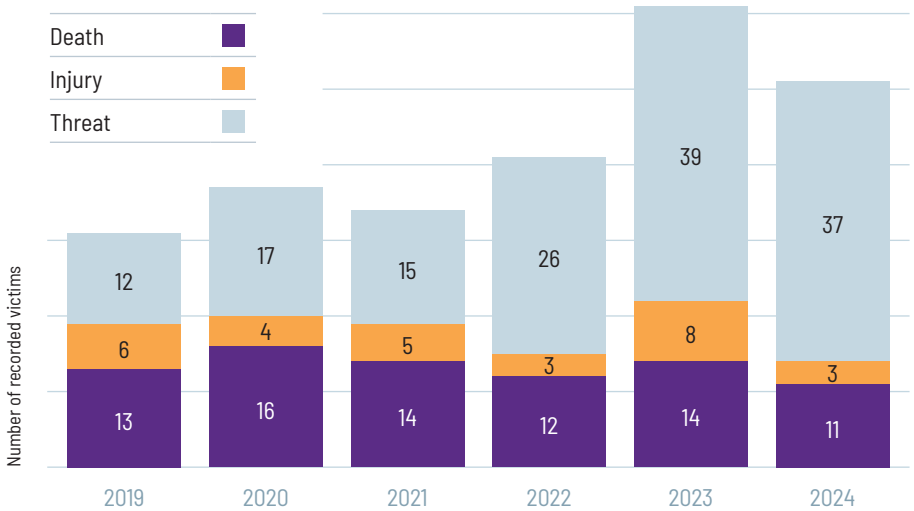
 **1 IN 4 WOMEN**

affected by domestic violence was killed with a firearm by her intimate partner.

In **NEARLY HALF OF THE CASES**, women (146) were threatened with firearms, while 29 women were injured.

In addition, **14 WOMEN** were **NOT INJURED** when their **INTIMATE PARTNER DISCHARGED A FIREARM**, while for **63 WOMEN**, a **FIREARM WAS PRESENT** during intimate partner violence but **NOT EXPLICITLY USED**.

IN THE SAME PERIOD, 7 MEN WERE REPORTED AS VICTIMS OF intimate partner violence involving firearms, with **3 MEN KILLED**.



▲ MOST REPORTED OUTCOMES FOR WOMEN VICTIMS OF FIREARM INCIDENTS IN THE CONTEXT OF INTIMATE PARTNER VIOLENCE BY YEAR



The use of firearms in intimate partner violence has far-reaching consequences, impacting not only the partner but also other family members or individuals present during the incident.

From 2019 to 2024, **103 ADDITIONAL VICTIMS WERE AFFECTED**, including...

28 WOMEN

52 MEN

... and 23 individuals of unreported sex.

14 PEOPLE

outside the intimate relationship were **KILLED** and **16 WERE INJURED** during intimate partner violence involving firearms.

More than **HALF OF VICTIMS** were **THREATENED**.

PERPETRATORS OF FIREARM INCIDENTS IN THE CONTEXT OF INTIMATE PARTNER VIOLENCE

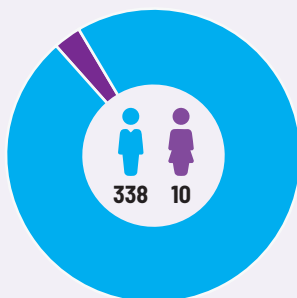
348 perpetrators committed intimate partner violence with firearms.

97%

of firearm incidents in the context of intimate partner violence were **COMMITTED BY MEN**.

268 cases involved **current** and **62 former** intimate partners.

Men Women



67%

of perpetrators were **aged 36-60**, where the age was known.

23 perpetrators had a **history of domestic violence**.

12

perpetrators were **law enforcement officers**, 10 men and two women.

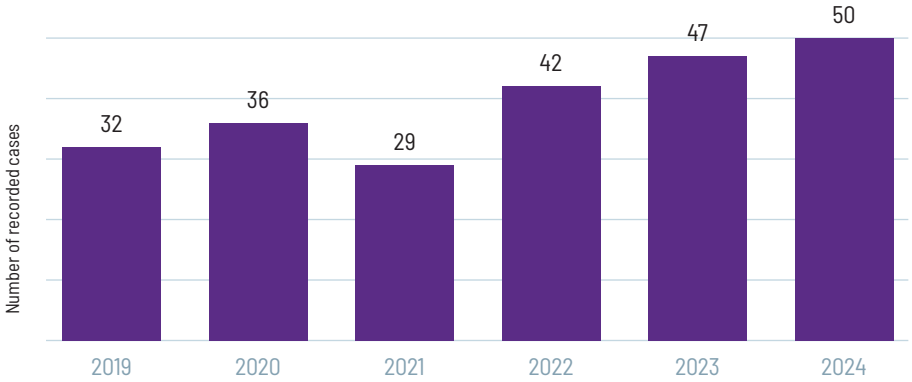
42

FIREARM-RELATED MURDER SUICIDE CASES were reported in the context of intimate partner violence, **ALL COMMITTED BY MEN AGAINST WOMEN**.

Firearm Incidents Committed by Other Family Members

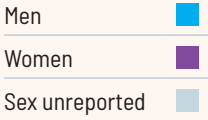
236 firearm incidents were committed by **other family members** from 2019-2024.

Despite a drop in 2021, these incidents **INCREASED** by **56%** since 2019, peaking at **50** in 2024.

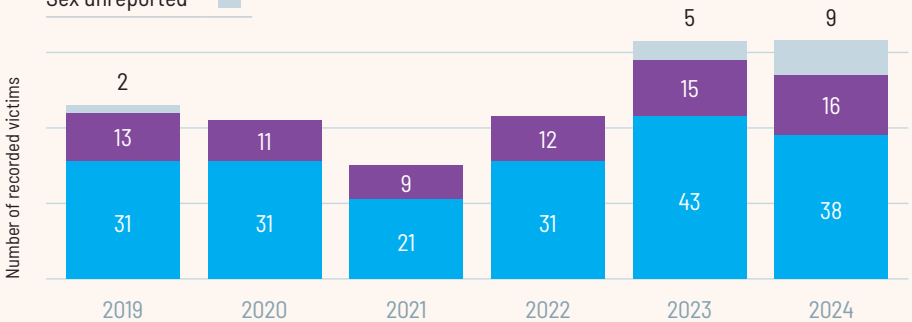


▲ FIREARM INCIDENTS COMMITTED BY OTHER FAMILY MEMBERS BY YEAR

VICTIMS OF FIREARM INCIDENTS BY OTHER FAMILY MEMBERS



Firearm incidents committed **by other family members** resulted in **287 victims** from 2019 to 2024.

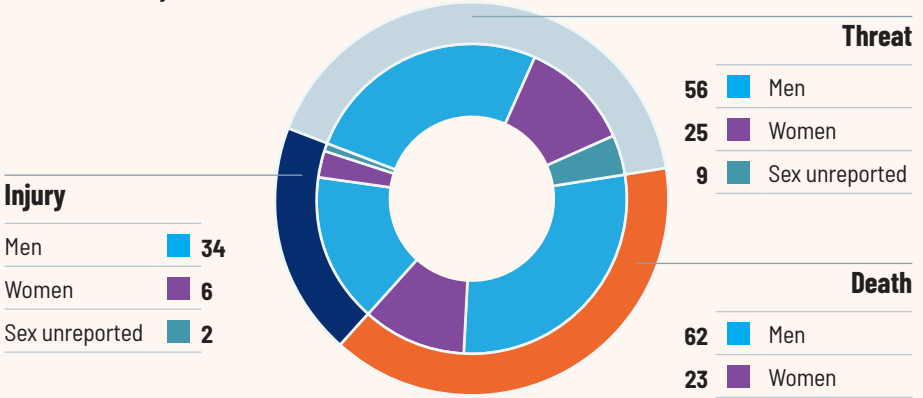


▲ VICTIMS OF FIREARM INCIDENTS COMMITTED BY OTHER FAMILY MEMBERS BY YEAR

MEN make up **72% OF VICTIMS OF INCIDENTS COMMITTED BY OTHER FAMILY MEMBERS**, when the sex was indicated.

In domestic settings, **MEN** were **MOST AT RISK OF** firearm-related violence committed by **MALE FAMILY MEMBERS**.

Firearm incidents by other family members reveals a **broad spectrum of outcomes**, underscoring the danger posed by armed conflict within the family unit.



1 in 3 victims of firearm-related violence by other family members was killed.

Men make up the majority of victims who were killed (73%), injured (81%), and threatened with firearms (62%) by other family members.

▲ MOST REPORTED OUTCOMES FOR VICTIMS OF FIREARM INCIDENTS COMMITTED BY OTHER FAMILY MEMBERS, 2019-2024


PERPETRATORS OF FIREARM INCIDENTS IN THE CONTEXT OF INTIMATE PARTNER VIOLENCE

249 perpetrators of firearm incidents against other family members were reported.

When the victim-perpetrator relationship was known,

60% of incidents occurred within the **NUCLEAR FAMILY**, and

40% **WITHIN THE EXTENDED FAMILY.**



99% of perpetrators were **MEN.**

The **MOST COMMON AGE GROUP** among perpetrators was **36-60 YEARS**, accounting for 46% of all perpetrators whose age was known.

16 FIREARM-RELATED MURDER SUICIDE cases were reported, committed by **15 men** and **1 woman.**



9 PERPETRATORS were **LAW ENFORCEMENT OFFICERS**, **8 men** and **1 woman.**

Types of Weapons Reported in Domestic Violence



Handguns **253**



89 Rifles/Shotguns



52 Automatic / Military-grade weapons

▲ MOST REPORTED TYPES OF WEAPONS IN DOMESTIC VIOLENCE INCIDENTS, 2019-2024

Handguns were the most commonly reported weapon, involved in

50%

of cases.

Rifles / shotguns were documented in

18%

of cases.

Automatic/military-grade weapons were documented in

10%

of cases.

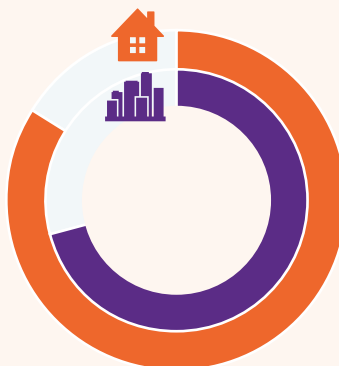
In **61% OF CASES**, law enforcement **SEIZED A FIREARM** while responding to a reported incident of domestic violence.

Firearms in **ILLEGAL POSSESSION** were reported in over **5 TIMES MORE** incidents than legal ones.

Macrolocation and Microlocation

71%

Of firearm incidents in the domestic setting occurred in urban areas.



84%

Of firearm incidents in the domestic setting occurred in homes/yards.

Disclaimer: The data for the preparation of the infographic was retrieved on 29 April 2025. Since news articles/statements can be published days or months after incidents occur and recorded cases may be updated as new information becomes available, the statistics presented here are subject to change and may differ from reports already published on the same topics.