

CEDEM

Centar za demokratiju i ljudska prava

Center for Democracy and Human Rights

Mose Pijade Street 40, 81000 Podgorica, Montenegro

Tel./fax ++381-81-623091, 631044;

e-mail: cedem@cg.yu; www.cedem.cg.yu

**THE ACTION
"RESPECT LIFE – RETURN THE WEAPONS "**

Results of an opinion poll

Podgorica - March 2003

CONTENTS

<i>Introductory Remarks</i>	3
1. Public Opinion and Social Problems	4
2. "Respect Life – Return the Weapons" – Justifiability/Legitimacy of the Project	5
3. Possession, Carrying and Use of Weapons – Part of the Culture, Tradition and Customs?	8
4. Severer sanctions for Illegal Arms?	10
5. Reform and Control of the Work of Police	11
<i>Annex</i>	12
Poll Questionnaire with the Results of the Poll at the Level of the Overall Group of Subjects	13
The Results of the Poll according to Basic Structural Characteristics of Subjects	18

Introductory Remarks

This poll was designed and realized as a usual analysis of the results of AN opinion poll. In fact, this is an attempt to discover only certain aspects of the attitude of Montenegrin citizens towards a particular initiative realized predominantly by the network of non-governmental organizations gathered around a multi-disciplinary project known under the name "Action" and the Inner Ministry of the Republic of Montenegro, as well as to learn the attitudes towards the reform of police. Concretely, this is an action – project titled "Respect Life – Return the Weapons", with an aim of returning unregistered arms and explosives. It is important to bear in mind that the poll was conducted immediately before the beginning of the official campaign about the mentioned initiative - action.

In accordance with the main object and aim of the project, the analysis of the poll results is based exclusively on interpretation of quantitative findings regarding the attitudes of subjects, whereby they can be compared with the results of similar polls at the level of global public opinion in Montenegro. However, although the projected task was realized without mediation of a great number of variables, in our opinion the presented results should be treated also as certain, valid indicators of some aspects of social consciousness, value orientations and action predisposition within the modern Montenegrin society.

The main sample of the opinion poll was defined as a stratified, two-phase arbitrary sample. The sample included 975, out of the planned 1.000 citizens of age from nine Montenegrin Municipalities: 325 from Podgorica, 155 from Niksic, 116 from Bijelo Polje, 80 from Bar, 75 from Berane, 72 from Pjevlja, 67 from Herceg Novi, 44 from Ulcinj and 41 from Cetinje.

Expressed through individual basic structural characteristics of subjects, the realized sample was made up by: regarding the place of residence - 75.9 % urban population, 17.8% suburban population and 6.3% rural population; regarding sex: 48.6 % women and 51.4% men. Regarding age: 29.5 % was in the group between 18 and 30 years of age; 20.8% between 31 and 40 years of age; 20.3% between 41 and 50 years of age; 13.4% between 51 and 60, and 15.9% over 60 years of age. Regarding education, the greatest part of subjects belonged to those with high-school and higher education - 79.0%, then those with an academic degree - 15.7%, and the least were those with no education and with elementary education - 5.3%. Concerning profession, i.e. the position within a profession, the following groups had most representatives: the employed in private sector - 21.0%; pensioners - 17.9%; the unemployed and the employed in state institutions 13.1% each, those who still work in companies which have not gone through ownership transformation - 11.0%, and finally high-school and university students - 8.0%. Concerning nationality, in the sample there were: 50.5% Montenegrins, 22.6% Serbs, 7.8% Muslims-Bosnians, 1.8% Albanians, 0.9% Croats (the rest up to 100% goes to other nationalities 0.7% as well as to those, or 15.7%, who did not declare their nationality). Finally, regarding religion, the sample included: the Orthodox - 77.0%, the Muslims - 13.6%, the Catholics - 1.7%, while 7.6% of subjects declared that they do not identify themselves religiously.

The poll was conducted between March 8 and 12, 2003. Field work and the procession of data was made by the specialized agency for opinion polls "Damar" from Podgorica.

Poll coordinators
 Dr. Veselin Pavicevic
 Dr. Srdjan Darmanovic

1. Public Opinion and Social Problems

The perception of problems is significant for formation and changing of attitudes. In this sense, of course with no intentions to go deeper into this, at least their superficial identification can be also used for the analysis of attitudes towards the main object of the poll. Simultaneously, the perception of certain problems can generally offer information which can be observed through the three elements of general psychological processes: intellectual, emotional and willing components, after which certain conclusions can be drawn relevant for prognosis of overall social trends. However, this kind of indicators served to us exclusively for indirect identification of motivation of the concrete social activism. Starting from such a supposition, we attempted to define the currently most important social problems in Montenegro through adequate questions.

Problems:	%
1. Unemployment	47.3
2. Poverty	43.2
3. Crime	35.6

4. High Prices	35.1
5. Corruption	34.1
6. Drugs and other addictions (alcoholism...)	21.4
7. Relations between Montenegro and Serbia	16.8
8. Ability of political leaders to solve the most urgent social problems	12.3
9. Medical care	7.2
10. Safety and personal security of citizens	5.5
11. Pollution of the environment	5.0
12. The system of education	3.8
13. The attitude of the international community towards Montenegrin state independence	3.6
14. Inflation	3.2
15. Problems among nationalities	2.6
16. Something else	2.4
17. I have no particular opinion	0.3

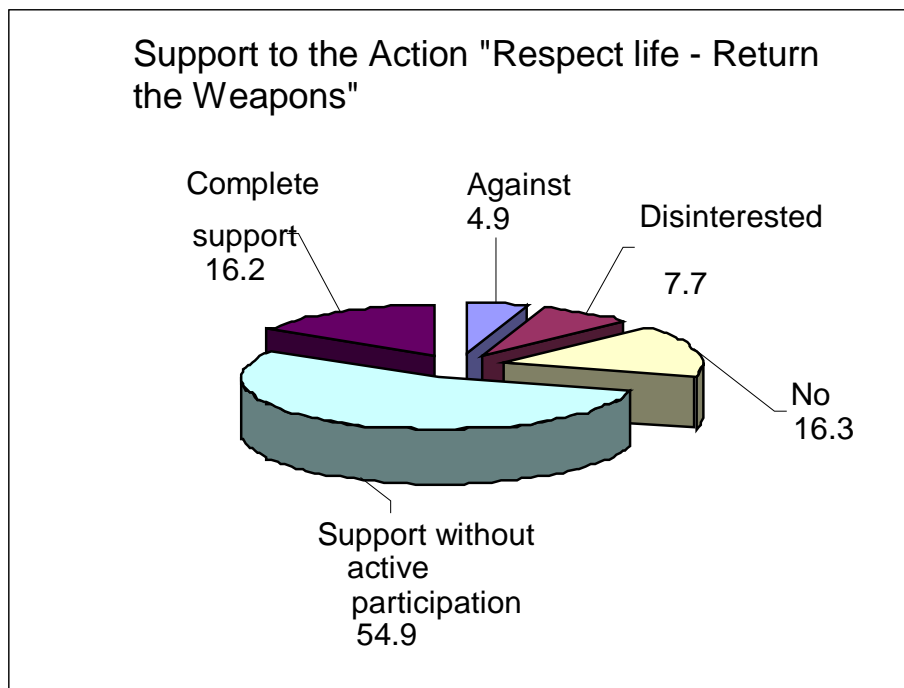
Note: The overall sum makes more than 100% because the subjects were allowed to choose between one and a maximum of three answers to the posed question.

At the ladder of most urgent problems, the convincing predominance was taken by existential problems at the level of the overall group of subjects (unemployment, poverty and high prices). Besides these primary problems, the subjects also emphasized the problems which ensue as a result of powerlessness and incapability of the state and society in the fight against the accompanying trends of the current transitional period. Such perception, however, points at the same time to good and comprehensive intellectual, i.e. critical estimations of problems, whereby personal existential problems are placed in the general social context, i.e. rational evaluations through perception of dysfunctional forms of behaviour (crime, corruption, drugs and other addictions). The mentioned indicators are even more significant if we bear in mind that, after a longer period of time, in the scale of priorities of problems those problems ensuing from the inexistence of consensus on Montenegro as a political community are pushed into the area of less importance.

2. "Respect Life – Return the Weapons" – Justifiability / Legitimacy of the Project

The society in which public opinion perceives and ranks the most important social problems in the way expressed in the previous table certainly lives in a situation of general stress. Each attempt at elimination of at least the potential source of such a situation will supposedly come across general support. The action "Respect Life – Return the Weapons" represents doubtlessly such an action.

The attitude of public opinion towards this project is expressed in the following picture.




As can be seen, support to the mentioned initiative is indubitable. This action is in fact supported by a convincing majority of citizens (71.1%). True, the level and character of this support is varying, because among those who support the idea, 16.2% are at the same time ready to offer personal contribution to this and similar actions. However, the readiness to take part in this and similar activities was expressed more by: men (18.4%) than by women (13.9%); citizens of urban areas (24.6%) than citizens of suburban areas (12.1%); those who belong to the oldest working age group (22.9%); high-school and university students (24.4%), the employed in state institutions (19.55)... These indicators become even more important if we bear in mind the fact that the majority (63.2%) are convinced that such activities also include certain risks for participants and activists.

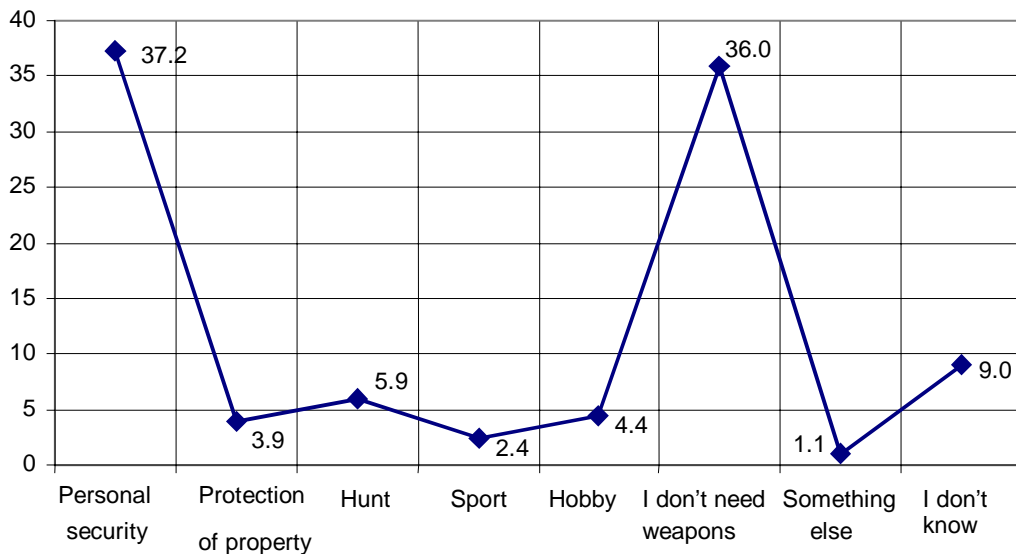
Simultaneously, the above-average support to this action, in both forms, was expressed by subjects who deny that "possession and/or carrying of personal arms is part of local tradition" (79.0%). Expectedly, the situation is quite similar with those who deem that uncontrolled use of weapons during celebrations and similar situations should be punished (79.8%), as well as with those who do not see potential danger either for themselves or for the persons closely related to them by those who possess weapons in public (78.3%).

When speaking about the understanding of the effects of this action, i.e. the effectuated results after its completion, the significant elements are also the attitudes of public opinion towards the reasons for which the citizens who possess illegal arms or explosives do not want to register them. We are emphasizing that the poll was completed in the eve of the beginning of the project campaign, for which the resulting structure of attitudes simultaneously can also serve as an indicator of the valid choice and direction of main propagandist messages.

The Reasons for Failing to Register Illegal Weapons



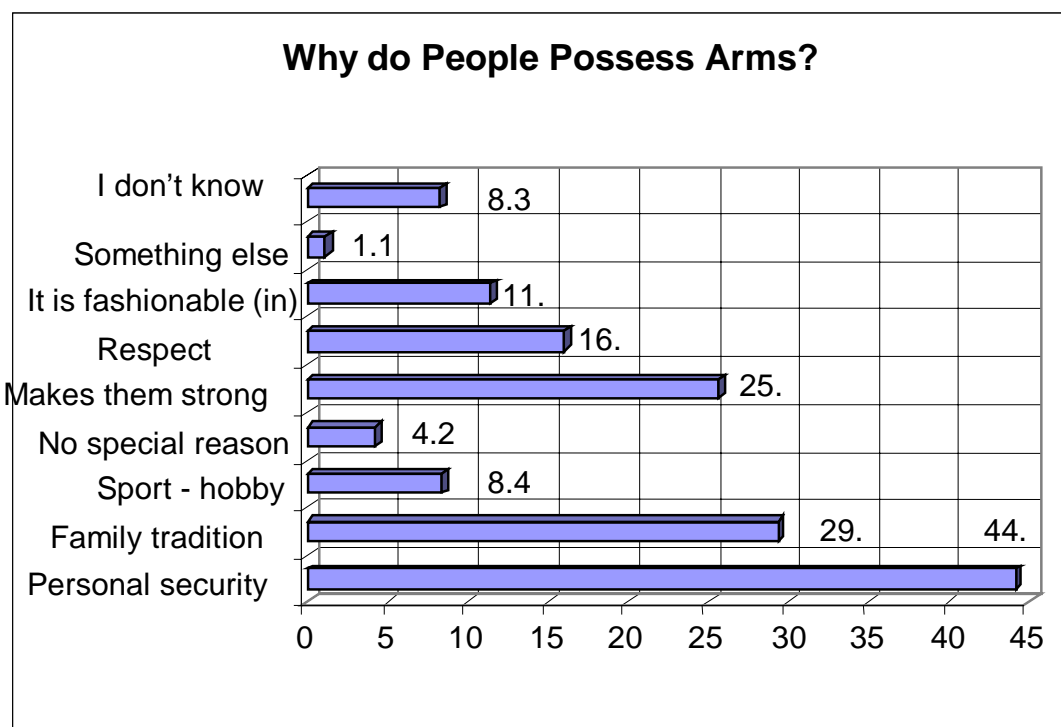
Personal Motives for Possessing of Weapons



The previously mentioned indicators, in our opinion, can have a certain degree of correlation, because it is realistic to assume that a part of the group of subjects made introspective insights into the issue of illegal possession of arms. For this reason, the following table lists the comparative indicators of personal motives for legal possession of arms and the supposed reasons for hiding of arms.

<i>Personal motives for legal possession of arms</i>	The reasons for failing to register illegal arms				
	<i>Fear from punishment</i>	<i>They think they might need it</i>	<i>They don't consider it a "great" criminal act</i>	<i>They think that not many others would do it</i>	<i>They don't know</i>
Personal security	27.0	41.0	18.7	3.6	9.6
Protection of private property	13.2	63.2	10.5	2.6	10.5
Hunt	27.6	41.4	19.0	1.7	10.3
Sports	39.1	13.0	21.7	17.4	8.7
Hobby	25.6	25.6	32.6	9.3	7.0
I don't want to possess arms	14.0	35.9	23.6	4.6	21.9
Something else	-	54.5	9.1	-	36.4
I don't think about it	17.0	22.7	17.0	2.3	40.9

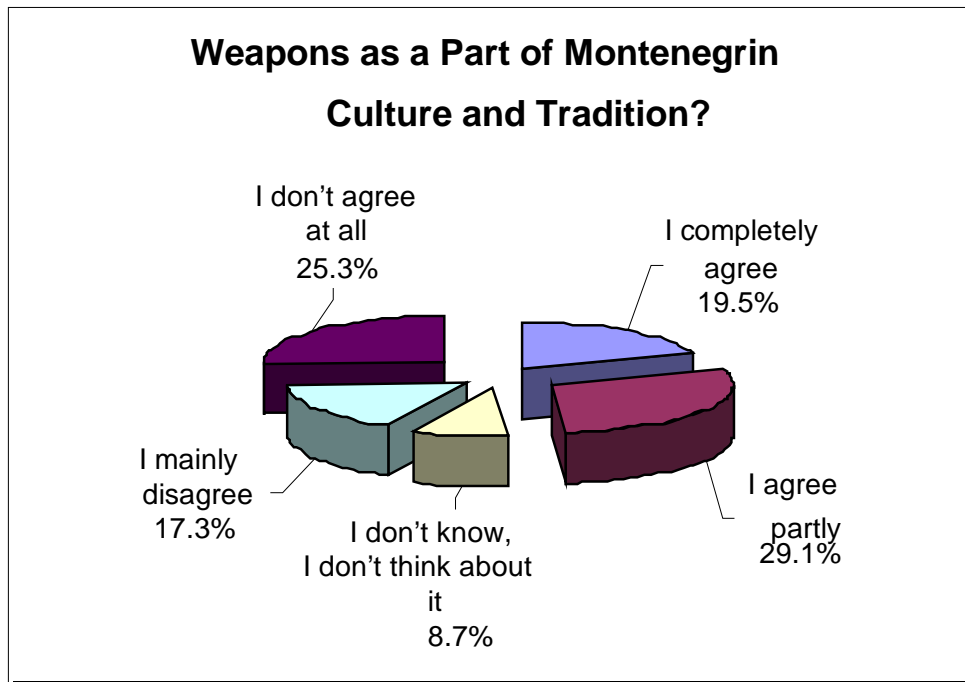
Unlike personal motives, the most frequent reasons for possession of arms, in citizens' opinions, are the following:



Note: The overall sum of percent is more than 100, because the subjects were able to choose between one and two offered answers to the question: *In your opinion, the most frequent reasons for possession of arms are:*

3. Possession, carrying and use of arms – as part of culture, tradition and customs?

After identifying the main personal motives for legal possession of arms and the reasons why others possess or want to possess them, there follows an interpretation of reactions of public opinion to the statement that *Possession and/or carrying of arms is an integral part of our culture and tradition.*



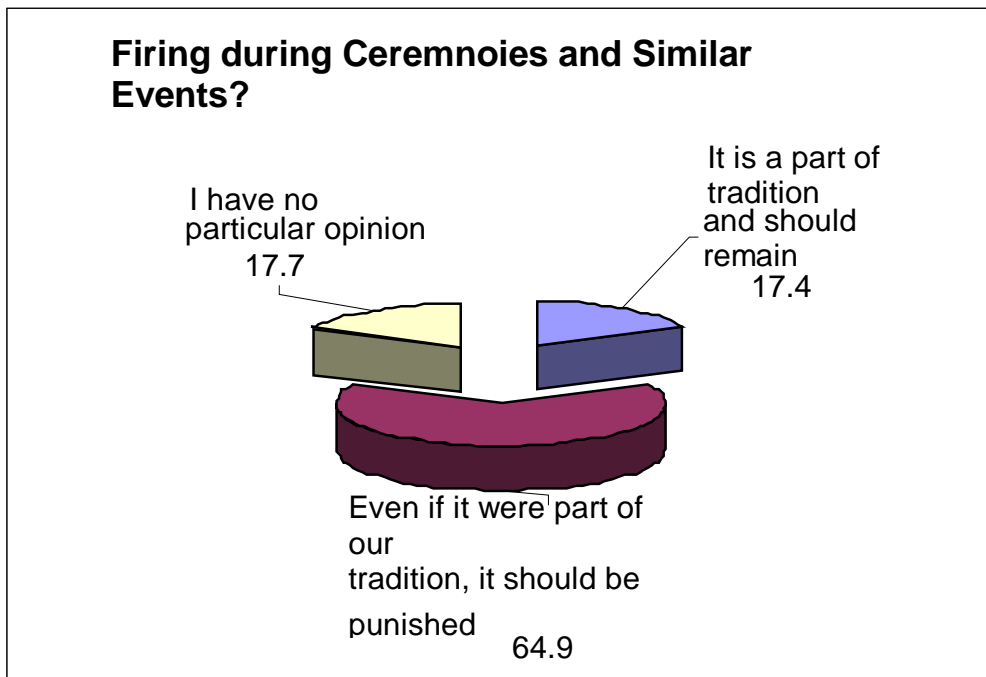
The division in the public opinion regarding the contradictory judgements concerning the mentioned statement about a society such as Montenegro is, is quite expected. Particularly bearing in mind that over a decade there has been a fierce clash between elements of two opposite processes: the process of modernization and the process of re-establishment of old traditions.

The opinion that possession and/or carrying of personal arms is part of our culture and tradition is predominant (more than the sum of both levels of agreement - "I completely agree" and "I agree partly": 19.5%+29.1%=48.6%) with: citizens from suburban areas (56.9%); men (60.3%); the oldest portion of the population (56.85); the least educated (51.9%); pensioners (54.8%), housewives (56.0%); nationally declared as Montenegrins (51.0%) and Serbs (51.8%), i.e. regarding religion as Orthodox (53.4%).

Contrary to the previous opinions, the predominant disagreement with the above statement (interpreted in the same way – cumulatively both levels of disagreement, which is 42.7%) was expressed by: citizens from urban areas (44.4%); women (52.7%); those belonging to the age group between 31 and 40 years of age (47.8%); the most educated ones (52.9%); private entrepreneurs (54.0%) and the employed in state institutions (47.6%); nationally

declared¹ as Muslims-Bosnians (55.9%) and Albanians (44.4%); the Catholics (70.6%) and the Muslims (55.7%), i.e. those who did not declare themselves religiously (54.0%).

Another aspect within this complex of problems is the structure of attitudes on the part of local customs, i.e. firing from fire arms during ceremonies (state, religious) and in other similar situations.



It is obvious that the majority public opinion deem that this event, which is not only frequently happening but also interpreted as a part of local customs, is quite "mature" to be treated differently by adequate organs. This is even more so if we bear in mind that the major opinion is shared only by 50% of the youngest portion of the population. Or in other words, in the group of the youngest subjects (between 18 and 30 years of age) 28.2% consider such use of fire arms a "normal" thing.

The previously mentioned statements can additionally be strengthened also with indicators deduced from the following correlation:

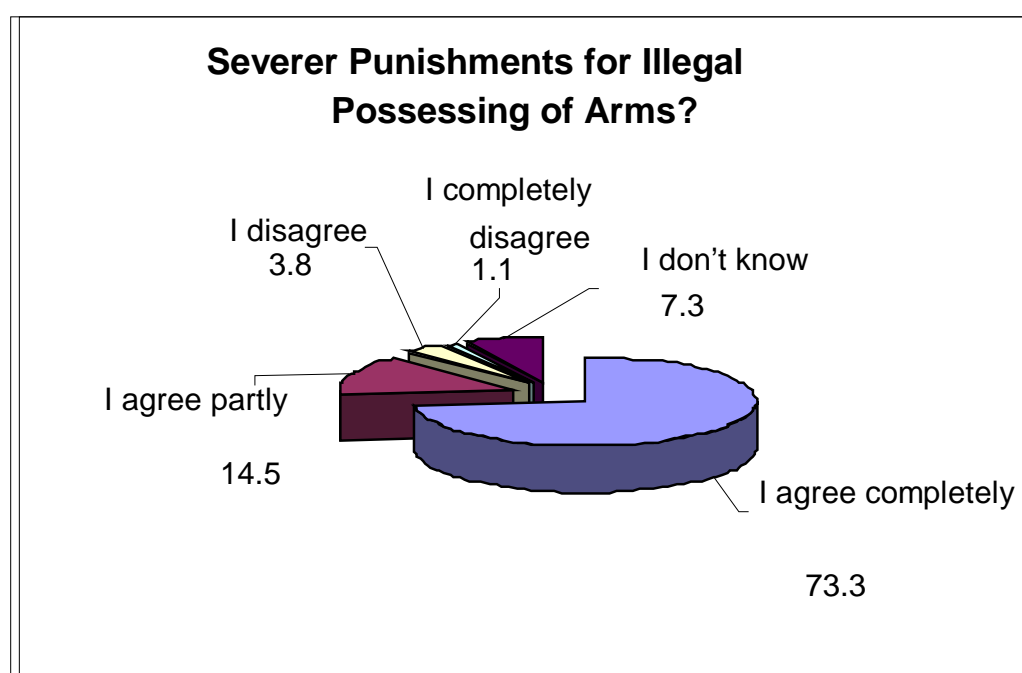
<i>Statement: Possession/carrying of personal arms is an integral part of our tradition</i>	Firing from dire arms during ceremonies (state, religious) and in other similar situations?		
	It is a part of our tradition and should remain	Even if it were a part of our tradition, it should be punished	I have no particular opinion
I agree completely	37.9	53.7	8.4
I agree partly	18.0	62.3	19.7

¹ The attitudes of subjects declared in this way as Croats are not interpreted for reasons of participation, because the sample included less than 1% of Croats.

I don't know, I did not think about that	21.2	32.9	45.9
I mainly disagree	10.1	72.2	17.7
I disagree completely	4.9	82.6	12.5

4. Severer Sanctions for Illegal Arms?

The draft of the new law on arms provides severe punishments for its illegal possession. The public opinion reacted to this statement in the following way:



If the announced solutions on severer sanctions against illegal possession of arms are soon made into a valid legal act by the Montenegrin Parliament, it will be one of the rare cases in its practice when it can count on almost plebiscite support of public opinion. More details on this kind of support, which is noted with all categories of subject, can be found in the annex. Here it seems appropriate to point to indicators deduced from the following correlation:

Firing from fire-arms during ceremonies (state, religious) and in other similar occasions?	The new law on arms provides severer penalties for its illegal possession				
	I completely agree	I agree partly	I disagree	I disagree completely	I have no particular opinion
It is a part of our tradition and should remain as it is	47.1	24.1	13.5	3.5	11.8

Even if it were a part of our tradition, it should be punished	84.7	9.6	1.4	0.3	3.9
I have no particular opinion	57.6	22.7	2.9	1.7	15.1

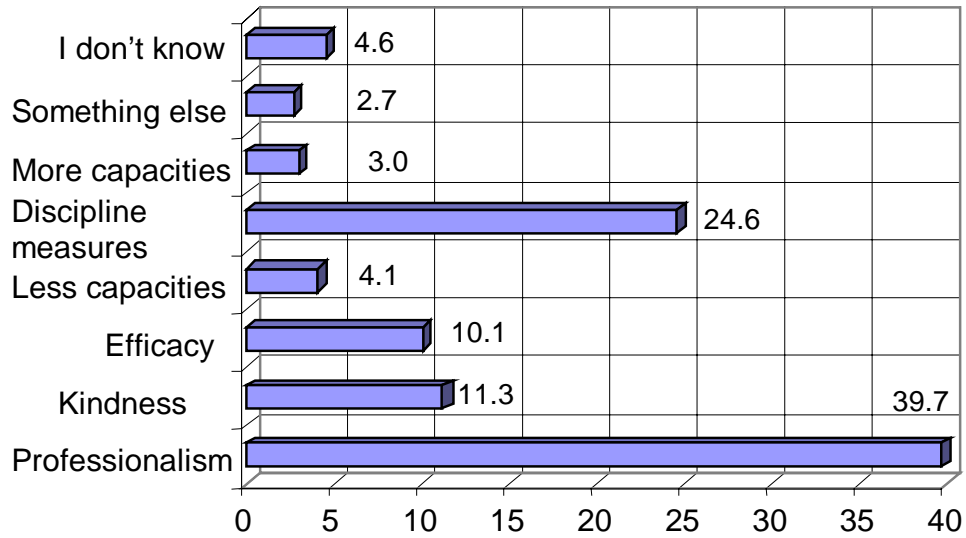
Since in the professional public there is a radical proposal on the use of illegally purchased arms, the following table shows the answers to the following question: *There is a proposal in the new law to ban the citizens to carry legally purchased arms outside their houses. Are you supportive of such a proposal?*

Answers:	%
1. Yes, completely	46.1
2. Yes, with exceptions which would require a special permit	18.2
3. No, legally purchased arms should be freely carried	15.5
4. Any possession of arms other than official should be banned	14.4
5. I have no particular opinion	5.9

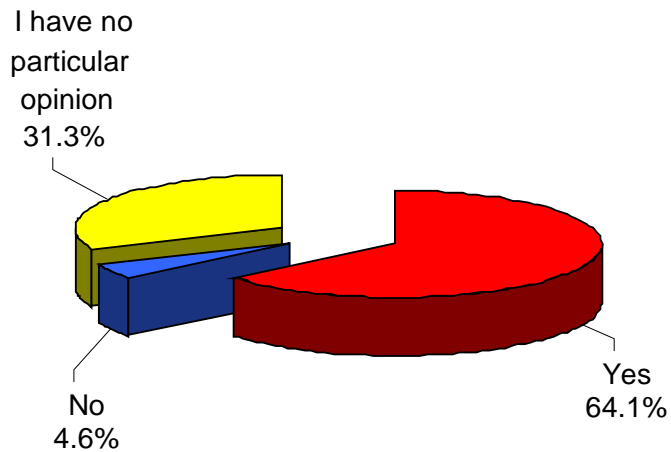
5. Reform and Control of the Work of Police

Montenegro is currently in the process of reforms of the system, and some reforms are to take place in the future. What is the way in which public opinion perceives desirable changes in the work and control of police? This is being presented in the following two graphics:

The Reform of Police – Desirable Changes



Civil Control of Police?



Note: The graphic represents the interpretation of the structure of answers to the following question: *The bill of the new law on Police provides besides parliamentary and inner also civil control of its work. With this aim there would be formed the Council for Civil Control of the Work of Police. The composition of the Council would include the representatives of the*

Advocacy Chamber of Montenegro, Medical Chamber of Montenegro, Association of Lawyers of Montenegro, University of Montenegro and non-governmental organizations dealing with human rights. Are you supportive of such an idea?

Annex

- Poll questionnaire with results of the poll at the level of the overall group of subjects
- The poll results by main structural characteristics of subjects

- The poll questionnaire with the poll results at the level of the overall group of subjects

<i>1. Residence</i>	%
Town	75.9
Suburb	17.8
Country	6.3

<i>2. Sex</i>	%
Men	51.4
Women	48.6

<i>3. Age Structure</i>	%
Between 18 and 30 years of age	29.5
Between 31 and 40 years of age	20.8
Between 41 and 50 years of age	20.3
Between 51 and 60 years of age	13.4
Over 60 years of age	15.9

<i>4. Educational structure</i>	%
No education and elementary education	5.3
High-school and higher education	79.0
University degree	15.7

<i>5. Profession – position in profession</i>	%
High-school and university student	8.0
Employed in state run institutions	13.1
Employed in companies currently in the process of transformation	11.0
Employed in the private sector	21.0

Private entrepreneur	7.6
Military staff	1.2
Pensioner	17.9
Housewife	5.1
Unemployed	13.1
Others	1.8

6. Nationality	%
Montenegrins	50.5
Serbs	22.6
Muslims – Bosnians	7.8
Albanians	1.8
Croats	0.9
Others	0.7
No answer	15.7

7. Religion	%
Orthodox	77.0
Catholic	1.7
Muslim	13.6
I am not religious	7.6

Note: The questions 1 through 7 represent the so-called independent variables and are expressed in form of structure of the sample.

8. ***In your opinion, which are the most important social problems in Montenegro?***
/Choose a ***maximum of three*** offered answers/

	%
18. Relations between Montenegro and Serbia	16.8
19. Problems among different nationalities	2.6
20. Corruption	34.2
21. Medical care	7.2
22. High prices	35.1
23. Pollution of environment	5.0
24. Crime	35.6
25. Disability of politicians to solve the most pressing social problems	12.3
26. Safety and personal security of citizens	5.5
27. Inflation	3.2
28. Unemployment	47.3
29. The system of education	3.8
30. Poverty	43.2
31. Drugs and other addictions (alcoholism...)	21.4
32. The attitude of the international community towards Montenegrin state independence	3.6

33. Something else	2.4
34. I have no particular opinion	0.3

9. Courts, attorneys and police have an important role in solving of certain social problems. What is your opinion:

(a) Judiciary in Montenegro is:

	Yes	No	I don't know
1. Independent	13.9	26.1	60.0
2. Efficient	11.0	26.7	62.3
3. Corrupted	49.6	5.8	44.6

(b) Attorneys in Montenegro are:

	Yes	No	I don't know
4. Independent	13.0	25.9	61.1
5. Efficient	9.8	24.6	65.6
6. Corrupted	46.3	5.5	48.2

(c) Police in Montenegro is:

	Yes	No	I don't know
1. Fine and performs its duty in accordance with the law	24.4	22.0	53.6
2. Efficient	13.7	22.9	63.4
3. Corrupted	43.8	7.0	49.2

10. Montenegro is currently in the process of reforms of the system, and some reforms are to take place in the future. Among other segments, Police is also in the process of reforms. In your opinion, what is the most important thing to be changed (improved) in the work of Police? (Only one answer possible)

	%
1. Professional attitude towards work	39.7
2. Kindness towards citizens	11.3
3. Efficiency in performing tasks	10.1
4. Limit some of its capacities	4.1
5. Punish its members for each aberration from law	24.6
6. Grant it larger capacities than the existing ones	3.0
7. Something else	2.7
8. I don't know	4.6

11. The bill of the new law on Police provides besides parliamentary and inner also civil control of its work. With this aim there would be formed the Council for Civil Control of the Work of Police. The composition of the Council would include the representatives of the Advocacy Chamber of Montenegro, Medical Chamber of Montenegro, Association of Lawyers of Montenegro, University of Montenegro and non-governmental organizations dealing with human rights. Are you supportive of such an idea?

	%
1. Yes	64.1
2. No	4.6
3. I have no particular opinion	31.3

12. The network of non-governmental organizations named AKCIJA and the Inner Ministry of the Republic of Montenegro are soon launching an activity "Respect Life- Return the Weapons" with an aim of returning unregistered arms and explosives. Are you willing to support this particular one and similar activities?

	%
1. No, I am against such activities	4.9
2. No, I am not interested in it	7.7
3. I don't know, I never thought about it	16.3
4. I support such activities, but I would not take active part	54.9
5. I am interested in offering personal contribution to such activities	16.2

13. Activities with an aim of solving a problem concerning personal and light arms include certain risk for participants and activists.

	%
1. I agree completely	42.4
2. I agree partly	20.8
3. I don't know, I never thought about it	25.3
4. I mainly disagree	6.6
5. I disagree completely	4.9

14. If you wished to possess legal arms, what would be its use:

/Only **one** answer possible/

	%
1. Private security	37.2
2. Protection of property	3.9

3. Hunt	5.9
4. Sports weapons	2.4
5. Hobby	4.4
6. I don't want to possess arms	36.0
7. Something else	1.1
8. I do not think about it	9.0

15. In your opinion, the commonest reason for possession of arms is the following:
/State **at the most two** answers/

	%
1. Personal security	44.2
2. Family tradition	29.3
3. Sport – hobby	8.4
4. No special reason, but they don't know how to get rid of it	4.2
5. Arms make them feel stronger	25.6
6. They believe that others respect them more if they know that they possess arms	16.0
7. It is fashionable (in)	11.4
8. Something else	1.1
9. I don't know	8.3

16. In your opinion, what are the reasons for which the citizens who possess illegal arms and explosives do not want to register them:

	%
1. Fear from punishment	20.8
2. They reckon they might need them	37.2
3. They don't consider it a "great" criminal act	20.6
4. They think nobody else would do the same	4.2
5. I don't know	17.1

17. The bill of the new law provides severe punishments for illegal possession of arms. Do you agree with such legal policy?

	%
1. I agree very much	73.3
2. I agree partly	14.5
3. I disagree	3.8
4. I disagree completely	1.1
5. I have no particular opinion	7.3

18. There is a proposal for the new law to prohibit the citizens to carry the legally purchased arms outside their houses. Are you supportive of such a proposal?

	%
1. Yes, completely	46.1
2. Yes, with some exceptions which would require a special permit	18.2
3. No, citizens should carry legally purchased arms quite freely	15.5
4. Each possession of arms except official should be banned	14.4
5. I have no particular opinion	5.9

19. Do you ever think of the possibility that either you or someone close to you (spouse, kin, child, friend...) can get hurt in a public place by a person who possesses personal or light arms?

	%
1. I do not think about it at all	18.5
2. Sometimes I do think about it and I think more care should be taken at public places	38.9
3. I often think about it, I avoid "risky places" and I advise those who are close to me to do the same	42.7

20. What is your opinion on firing from arms during celebrations (state, religious) and in other similar occasions?

	%
1. It is a part of our tradition and it should remain as it is	17.4
2. Even if it were a part of our tradition, it should be punished	64.9
3. I have no particular opinion	17.7

21. Possession and/or carrying of personal arms represents an integral part of our culture and tradition.

	%
1. I agree completely	19.5
2. I agree partly	29.1
3. I don't know, I never thought about it	8.7
4. I mainly disagree	17.3
5. I disagree completely	25.3

- **The Results of the Poll by Main Structural Characteristics of Subjects**

8. In your opinion, which are the most important social problems in Montenegro??

RESIDENCE	1	2	3	4	5	6	7	8	9	10	11	12	13	14	15	16	17
Town	17.6 5	2.0 2	34.8 9	7.14	34.0 8	4.18	35.9 7	14.1 4	4.85	3.64	48.4 9	3.50	42.8 4	18.8 6	4.18	2.5 6	0.4 0
Suburban area	17.2 8	4.6 1	33.4 1	7.49	38.0 2	4.61	35.1 4	4.61	6.34	2.30	43.2 0	4.03	46.0 8	27.6 5	2.30	2.3 0	-
Country	5.08	3.3 9	27.0 9	6.77	38.9 4	16.9 3	32.1 7	11.8 5	11.8 5	-	44.0 2	6.77	38.9 4	35.5 6	-	-	-
SEX																	
Male	19.2 5	3.0 4	40.5 2	4.86	31.8 1	4.25	35.6 6	15.1 9	6.48	3.44	45.5 8	3.65	40.1 1	18.6 4	3.85	2.6 3	0.4 1
Female	14.3 3	2.0 8	27.6 3	9.56	38.4 3	5.82	35.5 2	9.35	4.57	2.91	49.0 2	3.95	46.3 2	24.3 0	3.32	2.0 8	0.2 1
AGE																	
Between 18 and 30 years	22.1 3	2.4 2	30.7 7	6.22	41.1 5	4.49	33.5 4	11.7 6	5.19	3.46	51.1 7	7.26	34.9 2	20.4 0	3.11	1.3 8	-
Between 31 and 40 years	14.0 9	3.4 0	35.9 5	4.86	30.6 1	4.86	43.2 4	13.6 0	7.77	1.94	40.3 3	3.40	41.7 9	26.7 2	3.89	2.9 2	-
Between 41 and 50 years	13.4 3	1.5 5	38.2 1	6.20	28.4 0	4.65	32.5 3	11.3 6	4.13	3.61	52.6 7	2.58	52.1 6	20.1 4	4.65	3.1 0	-
Between 51 and 60 years	12.9 4	3.8 1	38.0 6	9.90	34.2 6	6.09	27.4 1	12.9 4	3.05	4.57	49.4 8	1.52	44.9 1	27.4 1	2.28	0.7 6	-
Over 60 years of age	18.0 7	1.9 4	29.6 8	10.9 7	38.7 1	5.81	40.0 0	12.2 6	7.10	2.58	40.6 5	1.29	47.7 5	12.9 0	3.87	3.8 7	1.9 4
EDUCATION																	
No educ. and elem. educ.	9.44	-	13.2 1	13.2 1	45.3 0	7.55	37.7 5	5.66	1.89	-	52.8 6	-	66.0 7	22.6 5	-	3.7 8	-
Secondary and higher schools	17.3 1	2.9 9	33.0 7	7.55	36.1 9	5.21	35.1 5	11.2 0	5.47	3.65	48.8 2	3.52	41.5 3	22.3 9	2.99	2.0 8	0.2 6
University degree	16.8	1.3	46.7	3.25	25.9	3.25	37.0	20.1	7.15	1.95	37.6	6.50	43.5	16.2	7.80	3.2	0.6

	9	0	8		9		3	4			8		3	4		5	5
PROFESSION																	
High-sch. and uni. student	29.54	3.69	32.00	7.38	39.38	1.23	27.08	9.85	4.92	3.69	49.23	14.77	35.69	18.46	2.46	-	-
Emp. in state institutions	12.66	3.17	38.78	4.75	31.66	2.37	31.66	13.45	4.75	3.17	45.90	4.75	46.70	25.33	4.75	5.54	-
Emp. in comp. being trans.	13.79	3.68	45.95	5.51	26.65	5.51	35.84	11.95	4.60	2.76	45.03	1.84	45.03	23.89	6.43	0.92	-
Emp. in private companies	11.52	2.40	33.60	7.68	36.96	4.80	40.80	12.48	8.16	2.88	47.04	2.40	36.96	26.40	2.40	2.40	0.48
Entrepreneur-owner	26.67	5.62	33.69	2.81	22.46	4.21	28.08	14.04	7.02	4.21	54.75	5.62	47.73	18.25	4.21	-	-
Military staff	17.46	-	43.65	-	26.19	8.73	34.92	26.19	-	-	52.38	-	26.19	26.19	17.46	-	-
Pensioner	16.10	1.72	31.62	12.07	39.09	6.32	39.09	12.65	6.32	3.45	37.94	1.15	49.44	14.95	4.02	2.87	0.57
Housewife	7.81	1.95	17.58	11.72	48.84	11.72	37.12	5.86	1.95	1.95	52.75	-	60.56	17.58	-	1.95	-
Unemployed	22.22	-	27.78	5.56	38.10	6.35	37.30	10.32	3.97	2.38	57.94	4.76	36.51	21.43	2.38	2.38	-
Others	24.29	6.07	60.73	-	24.29	-	18.22	30.37	-	12.15	30.37	-	42.51	18.22	-	6.07	6.07

Continuation of the previous table:

	1	2	3	4	5	6	7	8	9	10	11	12	13	14	15	16	17
NATIONALITY																	
Montenegrin	15.98	2.02	32.37	7.49	35.81	4.86	32.98	12.75	6.47	3.24	48.35	4.05	40.06	25.29	5.06	2.43	0.20

Serbian	16.0 7	2.6 8	41.5 1	6.69	30.7 9	6.25	49.0 9	11.6 0	4.46	3.1 2	41.0 6	2.68	41.5 1	19.6 4	-	2.2 3	-
Muslim – Bosnian	22.7 8	9.1 1	22.7 8	7.59	36.4 4	4.56	15.1 8	10.6 3	3.04	6.0 7	63.7 7	4.56	54.6 6	10.6 3	7.59	-	-
Albanian	5.94	5.9 4	23.7 8	-	53.5 0	-	35.6 7	-	-	-	47.5 5	-	71.3 3	23.7 8	-	5.9 4	5.9 4
Croat	10.3 5	-	31.0 4	20.6 9	20.6 9	10.3 5	10.3 5	10.3 5	-	-	93.1 3	10.3 5	31.0 4	20.6 9	10.3 5	-	-
Others	27.9 4	-	27.9 4	-	27.9 4	-	55.8 8	-	13.9 7	-	41.9 1	13.9 7	41.9 1	27.9 4	-	-	-
No answer	17.4 6	1.3 4	34.9 2	7.39	38.2 8	4.70	32.9 1	14.1 0	6.04	2.6 9	43.6 5	3.36	49.7 0	16.1 2	2.69	3.3 6	0.6 7
RELIGION																	
Orthodox	16.8 6	2.2 6	35.8 5	7.70	32.5 3	5.18	38.2 4	12.2 2	5.98	3.1 9	45.1 5	3.59	41.3 0	23.7 7	3.19	2.3 9	-
Catholic	-	5.7 0	28.5 1	-	45.6 1	5.70	28.5 1	-	5.70	-	74.1 2	5.70	51.3 1	22.8 1	5.70	-	-
Muslim	22.2 0	4.5 9	23.7 3	5.36	43.6 3	4.59	22.2 0	9.95	2.30	3.8 3	60.4 7	4.59	51.2 8	13.0 1	5.36	1.5 3	0.7 7
Not religious	10.8 5	1.3 6	36.6 2	6.78	43.4 0	4.07	33.9 1	20.3 4	6.78	2.7 1	39.3 3	4.07	46.1 1	12.2 1	4.07	4.0 7	2.7 1
Total	16.8 2	2.5 6	34.1 5	7.18	35.0 8	5.03	35.5 9	12.3 1	5.54	3.1 8	47.2 8	3.79	43.1 8	21.4 4	3.59	2.3 6	0.3 1

Legend:

1. Relations between Montenegro and Serbia
2. Problems among nationalities
3. Corruption
4. Medical care
5. High prices
6. Pollution of environment

7. Crime
8. Disability of political leaders to solve the most pressing social problems
9. Safety and personal security of citizens
10. Inflation
11. Unemployment
12. The system of education
13. Poverty
14. Drugs and other addictions (alcoholism...)
15. Attitude of the international community towards Montenegrin state independence
16. Something else
17. I have no particular opinion

9a. Judiciary in Montenegro is:

<i>Independent</i>	Yes	No	I don't know
RESIDENCE			
Town	14.05	25.27	60.68
Suburban area	12.64	31.03	56.32
Country	16.39	21.31	62.30
SEX			
Male	14.97	31.74	53.29
Female	12.87	20.04	67.09
AGE			
18-30 years of age	11.81	25.35	62.85
31-40 years of age	11.82	24.63	63.55
41-50 years of age	11.62	27.78	60.61
51-60 years of age	20.61	27.48	51.91
Over 60 years of age	18.06	25.81	56.13
EDUCATION			
No educ. and elem. educ.	15.38	28.85	55.77
Secondary and higher schools	14.42	26.23	59.35
University degree	11.11	24.18	64.71
PROFESSION			
High-sch. and uni. student	14.10	30.77	55.13
Emp. in state institutions	15.63	25.78	58.59
Emp. in comp. being trans.	13.08	33.64	53.27
Emp. in private companies	10.73	22.93	66.34
Entrepreneur-owner	18.92	16.22	64.86
Military staff	16.67	33.33	50.00
Pensioner	18.29	24.57	57.14
Housewife	16.00	16.00	68.00
Unemployed	7.81	33.59	58.59
Others	16.67	22.22	61.11
NATIONALITY			
Montenegrin	15.24	25.81	58.94
Serbian	6.82	38.18	55.00
Muslim – Bosnian	25.00	10.29	64.71
Albanian	22.22	22.22	55.56
Croat	11.11	22.22	66.67
Others	-	42.86	57.14
No answer	15.03	16.34	68.63
RELIGION			
Orthodox	12.78	28.36	58.85

Catholic	17.65	11.76	70.59
Muslim	21.05	13.53	65.41
Not religious	12.16	28.38	59.46
Total	13.95	26.05	60.00

9a. Judiciary in Montenegro is:

<i>Efficient</i>	Yes	No	I don't know
RESIDENCE			
Town	10.27	26.08	63.65
Suburban area	11.49	32.18	56.32
Country	18.03	18.03	63.93
SEX			
Male	11.38	31.74	56.89
Female	10.55	21.31	68.14
AGE			
18-30 years of age	12.15	27.43	60.42
31-40 years of age	10.34	27.09	62.56
41-50 years of age	9.09	23.23	67.68
51-60 years of age	11.45	25.19	63.36
Over 60 years of age	11.61	30.32	58.06
EDUCATION			
No educ. and elem. educ.	21.15	30.77	48.08
Secondary and higher schools	10.52	26.62	62.86
University degree	9.80	25.49	64.71
PROFESSION			
High-sch. and uni. student	12.82	33.33	53.85
Emp. in state institutions	15.63	23.44	60.94
Emp. in comp. being trans.	10.28	27.10	62.62
Emp. in private companies	6.83	26.34	66.83
Entrepreneur-owner	12.16	18.92	68.92
Military staff	16.67	33.33	50.00
Pensioner	8.57	28.00	63.43
Housewife	12.00	16.00	72.00
Unemployed	14.06	32.81	53.13
Others	11.11	22.22	66.67
NATIONALITY			

Montenegrin	14.02	26.02	59.96
Serbian	5.91	37.73	56.36
Muslim – Bosnian	14.71	11.76	73.53
Albanian	16.67	33.33	50.00
Croat	-	33.33	66.67
Others	28.57	28.57	42.86
No answer	6.54	18.95	74.51
RELIGION			
Orthodox	10.39	28.36	61.25
Catholic	-	23.53	76.47
Muslim	15.04	16.54	68.42
Not religious	12.16	28.38	59.46
Total	10.97	26.67	62.36

9a. Judiciary in Montenegro is:

<i>Corrupted</i>	Yes	No	I don't know
RESIDENCE			
Town	50.27	5.81	43.92
Suburban area	47.13	6.90	45.98
Country	49.18	3.28	47.54
SEX			
Male	53.69	5.79	40.52
Female	45.36	5.91	48.73
AGE			
18-30 years of age	45.83	5.21	48.96
31-40 years of age	57.14	5.42	37.44
41-50 years of age	57.07	4.04	38.89
51-60 years of age	49.62	9.92	40.46
Over 60 years of age	37.42	6.45	56.13
EDUCATION			
No educ. and elem. educ.	25.00	11.54	63.46
Secondary and higher schools	51.04	5.32	43.64
University degree	50.98	6.54	42.48
PROFESSION			
High-sch. and uni. student	44.87	7.69	47.44
Emp. in state institutions	45.31	11.72	42.97
Emp. in comp. being trans.	59.81	2.80	37.38

Emp. in private companies	52.20	3.90	43.90
Entrepreneur-owner	58.11	4.05	37.84
Military staff	41.67	16.67	41.67
Pensioner	42.86	5.71	51.43
Housewife	30.00	4.00	66.00
Unemployed	57.81	4.69	37.50
Others	44.44	11.11	44.44
NATIONALITY			
Montenegrin	46.14	8.33	45.53
Serbian	64.09	3.18	32.73
Muslim – Bosnian	33.82	2.94	63.24
Albanian	38.89	11.11	50.00
Croat	55.56	-	44.44
Others	42.86	-	57.14
No answer	49.67	3.27	47.06
RELIGION			
Orthodox	53.13	5.86	41.01
Catholic	52.94	5.88	41.18
Muslim	32.33	5.26	62.41
Not religious	44.59	6.76	48.65
Total	49.64	5.85	44.51

9b. Attorneys in Montenegro are:

<i>Independent</i>	Yes	No	I don't know
RESIDENCE			
Town	12.84	25.95	61.22
Suburban area	12.64	28.74	58.62
Country	16.39	18.03	65.57
SEX			
Male	13.57	32.14	54.29
Female	12.45	19.41	68.14
AGE			
18-30 years of age	10.76	25.00	64.24
31-40 years of age	11.82	24.63	63.55
41-50 years of age	12.12	26.26	61.62
51-60 years of age	16.79	29.01	54.20
Over 60 years of age	16.77	26.45	56.77
EDUCATION			
No educ. and elem. educ.	9.62	26.92	63.46
Secondary and higher schools	14.03	25.84	60.13

University degree	9.15	26.14	64.71
PROFESSION			
High-sch. and uni. student	10.26	32.05	57.69
Emp. in state institutions	13.28	26.56	60.16
Emp. in comp. being trans.	12.15	30.84	57.01
Emp. in private companies	11.71	22.44	65.85
Entrepreneur-owner	17.57	21.62	60.81
Military staff	8.33	41.67	50.00
Pensioner	17.71	25.71	56.57
Housewife	12.00	14.00	74.00
Unemployed	8.59	29.69	61.72
Others	16.67	22.22	61.11
NATIONALITY			
Montenegrin	12.80	26.02	61.18
Serbian	7.27	36.82	55.91
Muslim - Bosnian	26.47	10.29	63.24
Albanian	27.78	27.78	44.44
Croat	-	22.22	77.78
Others	-	42.86	57.14
No answer	15.69	16.34	67.97
RELIGION			
Orthodox	10.92	27.83	61.25
Catholic	11.76	11.76	76.47
Muslim	24.81	13.53	61.65
Not religious	13.51	32.43	54.05
Total	13.03	25.95	61.03

9b. Attorneys in Montenegro are:

<i>Efficient</i>	Yes	No	I don't know
RESIDENCE			
Town	9.19	24.05	66.76
Suburban area	10.34	28.74	60.92
Country	16.39	19.67	63.93
SEX			
Male	10.58	30.34	59.08
Female	9.07	18.57	72.36
AGE			

18-30 years of age	13.54	25.35	61.11
31-40 years of age	7.39	26.60	66.01
41-50 years of age	8.08	20.20	71.72
51-60 years of age	9.92	24.43	65.65
Over 60 years of age	8.39	26.45	65.16
EDUCATION			
No educ. and elem. educ.	15.38	25.00	59.62
Secondary and higher schools	9.35	24.81	65.84
University degree	10.46	23.53	66.01
PROFESSION			
High-sch. and uni. student	12.82	32.05	55.13
Emp. in state institutions	12.50	23.44	64.06
Emp. in comp. being trans.	8.41	26.17	65.42
Emp. in private companies	6.83	23.41	69.76
Entrepreneur-owner	13.51	18.92	67.57
Military staff	8.33	33.33	58.33
Pensioner	6.86	25.14	68.00
Housewife	8.00	12.00	80.00
Unemployed	14.84	29.69	55.47
Others	5.56	16.67	77.78
NATIONALITY			
Montenegrin	11.99	23.78	64.23
Serbian	6.36	35.45	58.18
Muslim - Bosnian	14.71	11.76	73.53
Albanian	11.11	27.78	61.11
Croat	-	11.11	88.89
Others	14.29	42.86	42.86
No answer	6.54	17.65	75.82
RELIGION			
Orthodox	9.59	26.63	63.78
Catholic	-	5.88	94.12
Muslim	14.29	14.29	71.43
Not religious	6.76	27.03	66.22
Total	9.85	24.62	65.54

9b. Attorneys in Montenegro are:

<i>Corrupted</i>	Yes	No	I don't know
-------------------------	-----	----	--------------

RESIDENCE			
Town	47.30	4.86	47.84
Suburban area	43.68	9.20	47.13
Country	40.98	3.28	55.74
SEX			
Male	50.50	5.59	43.91
Female	41.77	5.49	52.74
AGE			
18-30 years of age	39.58	5.90	54.51
31-40 years of age	56.16	4.43	39.41
41-50 years of age	52.02	4.55	43.43
51-60 years of age	48.09	7.63	44.27
Over 60 years of age	36.77	5.81	57.42
EDUCATION			
No educ. and elem. educ.	30.77	3.85	65.38
Secondary and higher schools	46.88	5.45	47.66
University degree	48.37	6.54	45.10
PROFESSION			
High-sch. and uni. student	38.46	5.13	56.41
Emp. in state institutions	40.63	10.94	48.44
Emp. in comp. being trans.	58.88	2.80	38.32
Emp. in private companies	47.32	6.34	46.34
Entrepreneur-owner	52.70	4.05	43.24
Military staff	50.00	8.33	41.67
Pensioner	44.57	4.57	50.86
Housewife	28.00	2.00	70.00
Unemployed	50.00	4.69	45.31
Others	44.44	5.56	50.00
NATIONALITY			
Montenegrin	44.51	6.50	48.98
Serbian	57.73	4.55	37.73
Muslim - Bosnian	29.41	7.35	63.24
Albanian	33.33	11.11	55.56
Croat	55.56	-	44.44
Others	42.86	-	57.14
No answer	44.44	3.27	52.29
RELIGION			
Orthodox	50.60	5.06	44.34
Catholic	41.18	-	58.82
Muslim	26.32	9.02	64.66
Not religious	39.19	5.41	55.41
Total	46.26	5.54	48.21

9c. Police in Montenegro is:

<i>Fine</i>	Yes	No	I don't know
RESIDENCE			
Town	24.86	21.22	53.92
Suburban area	18.97	28.74	52.30
Country	34.43	11.48	54.10
SEX			
Male	25.55	26.95	47.50
Female	23.21	16.67	60.13
AGE			
18-30 years of age	20.49	26.04	53.47
31-40 years of age	22.17	22.66	55.17
41-50 years of age	26.26	18.18	55.56
51-60 years of age	30.53	19.85	49.62
Over 60 years of age	27.10	20.00	52.90
EDUCATION			
No educ. and elem. educ.	17.31	30.77	51.92
Secondary and higher schools	24.68	22.99	52.34
University degree	25.49	13.73	60.78
PROFESSION			
High-sch. and uni. student	15.38	37.18	47.44
Emp. in state institutions	28.13	16.41	55.47
Emp. in comp. being trans.	25.23	23.36	51.40
Emp. in private companies	25.85	20.49	53.66
Entrepreneur-owner	20.27	17.57	62.16
Military staff	41.67	8.33	50.00
Pensioner	29.71	17.14	53.14
Housewife	22.00	18.00	60.00
Unemployed	17.19	32.03	50.78
Others	27.78	16.67	55.56
NATIONALITY			
Montenegrin	26.02	19.51	54.47
Serbian	16.36	34.55	49.09
Muslim - Bosnian	29.41	11.76	58.82
Albanian	38.89	22.22	38.89

Croat	33.33	-	66.67
Others	14.29	57.14	28.57
No answer	27.45	15.69	56.86
RELIGION			
Orthodox	22.77	23.17	54.06
Catholic	29.41	-	70.59
Muslim	33.83	14.29	51.88
Not religious	22.97	28.38	48.65
Total	24.41	21.95	53.64

9c. Police in Montenegro is:

<i>Efficient</i>	Yes	No	I don't know
RESIDENCE			
Town	14.19	22.30	63.51
Suburban area	10.92	29.31	59.77
Country	16.39	11.48	72.13
SEX			
Male	15.17	27.35	57.49
Female	12.24	18.14	69.62
AGE			
18-30 years of age	14.58	24.31	61.11
31-40 years of age	9.85	25.12	65.02
41-50 years of age	11.11	19.19	69.70
51-60 years of age	15.27	23.66	61.07
Over 60 years of age	19.35	21.29	59.35
EDUCATION			
No educ. and elem. educ.	17.31	28.85	53.85
Secondary and higher schools	13.51	23.38	63.12
University degree	13.73	18.30	67.97
PROFESSION			
High-sch. and uni. student	11.54	32.05	56.41
Emp. in state institutions	13.28	21.09	65.63
Emp. in comp. being trans.	12.15	23.36	64.49
Emp. in private companies	11.22	21.95	66.83
Entrepreneur-owner	21.62	14.86	63.51
Military staff	33.33	25.00	41.67

Pensioner	17.71	19.43	62.86
Housewife	12.00	22.00	66.00
Unemployed	9.38	31.25	59.38
Others	16.67	11.11	72.22
NATIONALITY			
Montenegrin	15.24	22.76	61.99
Serbian	9.55	34.09	56.36
Muslim - Bosnian	17.65	10.29	72.06
Albanian	27.78	16.67	55.56
Croat	11.11	-	88.89
Others	14.29	28.57	57.14
No answer	11.76	15.03	73.20
RELIGION			
Orthodox	12.65	25.43	61.92
Catholic	29.41	-	70.59
Muslim	17.29	11.28	71.43
Not religious	14.86	22.97	62.16
Total	13.74	22.87	63.38

9c. Police in Montenegro is:

<i>Corrupted</i>	Yes	No	I don't know
RESIDENCE			
Town	43.11	6.49	50.41
Suburban area	45.98	9.20	44.83
Country	45.90	6.56	47.54
SEX			
Male	47.50	8.38	44.11
Female	39.87	5.49	54.64
AGE			
18-30 years of age	40.97	7.99	51.04
31-40 years of age	50.25	4.93	44.83
41-50 years of age	47.98	6.57	45.45
51-60 years of age	39.69	7.63	52.67
Over 60 years of age	38.71	7.74	53.55
EDUCATION			
No educ. and elem. educ.	28.85	11.54	59.62
Secondary and higher schools	45.19	6.49	48.31
University degree	41.83	7.84	50.33
PROFESSION			
High-sch. and uni.	42.31	7.69	50.00

student			
Emp. in state institutions	39.84	7.03	53.13
Emp. in comp. being trans.	51.40	5.61	42.99
Emp. in private companies	43.41	7.32	49.27
Entrepreneur-owner	44.59	8.11	47.30
Military staff	25.00	25.00	50.00
Pensioner	41.71	5.71	52.57
Housewife	30.00	6.00	64.00
Unemployed	53.91	5.47	40.63
Others	33.33	16.67	50.00
NATIONALITY			
Montenegrin	41.46	8.74	49.80
Serbian	55.00	4.55	40.45
Muslim – Bosnian	33.82	4.41	61.76
Albanian	33.33	16.67	50.00
Croat	44.44	11.11	44.44
Others	42.86	-	57.14
No answer	41.83	5.23	52.94
RELIGION			
Orthodox	47.00	7.19	45.81
Catholic	23.53	11.76	64.71
Muslim	27.82	6.02	66.17
Not religious	44.59	5.41	50.00
Total	43.79	6.97	49.23

10. Montenegro is currently in the process of reforms of the system, and some reforms are to take place in the future. Among other segments, Police is also in the process of reforms. In your opinion, what is the most important thing to be changed (improved) in the work of Police? /Only one answer possible/

Residence	1	2	3	4	5	6	7	8
Town	40.00	9.73	9.73	4.19	25.14	3.11	2.84	5.27
Suburban area	39.66	17.24	9.77	4.02	24.14	2.30	1.72	1.15
Country	36.07	13.11	14.75	3.28	19.67	3.28	3.28	6.56
SEX								
Male	43.91	10.98	8.38	4.39	23.15	2.40	3.39	3.39
Female	35.23	11.60	11.81	3.80	26.16	3.59	1.90	5.91
AGE								
18-30 years of age	30.90	17.71	12.50	3.13	26.74	2.08	2.78	4.17
31-40 years of age	41.38	7.39	9.36	5.42	27.59	1.97	3.45	3.45
41-50 years of age	47.47	6.57	7.58	3.03	23.74	5.56	3.54	2.53

51-60 years of age	45.04	8.40	12.21	5.34	19.08	4.58	1.53	3.82
Over 60 years of age	39.35	12.90	7.74	4.52	22.58	1.29	1.29	10.32
EDUCATION								
No educ. and elem. educ.	17.31	17.31	7.69	3.85	32.69	-	-	21.15
Secondary and higher schools	38.83	12.21	9.87	4.42	24.29	3.25	2.99	4.16
University degree	51.63	4.58	11.76	2.61	23.53	2.61	1.96	1.31
PROFESSION								
High-sch. and uni. student	24.36	21.79	14.10	2.56	28.21	1.28	3.85	3.85
Emp. in state institutions	56.25	3.91	10.16	3.13	16.41	4.69	2.34	3.13
Emp. in comp. being trans.	38.32	6.54	13.08	5.61	28.04	2.80	1.87	3.74
Emp. in private companies	37.07	11.71	10.73	3.90	25.85	3.41	3.90	3.41
Entrepreneur-owner	41.89	8.11	9.46	4.05	28.38	4.05	2.70	1.35
Military staff	50.00	-	-	16.67	16.67	8.33	-	8.33
Pensioner	42.86	11.43	9.14	4.57	24.00	2.86	1.14	4.00
Housewife	18.00	16.00	8.00	2.00	24.00	4.00	2.00	26.00
Unemployed	39.06	17.19	7.03	3.91	25.78	0.78	3.91	2.34
Others	44.44	5.56	11.11	5.56	22.22	-	-	11.11
NATIONALITY								
Montenegrin	40.45	11.38	11.99	3.86	23.58	2.64	2.24	3.86
Serbian	39.09	6.82	10.45	4.55	28.18	3.18	3.18	4.55
Muslim – Bosnian	35.29	16.18	8.82	4.41	27.94	1.47	-	5.88
Albanian	27.78	22.22	-	-	16.67	-	11.11	22.22
Croat	77.78	-	-	-	22.22	-	-	-
Others	28.57	28.57	-	14.29	28.57	-	-	-
No answer	39.87	13.73	6.54	4.58	21.57	5.23	3.27	5.23
RELIGION								
Orthodox	40.21	10.25	10.79	4.26	24.37	3.33	2.80	3.99
Catholic	58.82	23.53	-	-	11.76	-	-	5.88
Muslim	33.08	17.29	8.27	2.26	27.82	1.50	2.26	7.52
Not religious	41.89	8.11	8.11	6.76	24.32	2.70	2.70	5.41
Total	39.69	11.28	10.05	4.10	24.62	2.97	2.67	4.62

Legend: 1 - Professional attitude towards work; 2 - Kindness in dealing with citizens; 3 - Efficiency in performing of tasks; 4 - Limit certain capacities; 5 - Punish their members for each aberration from law; 6 - Grant it greater capacities than the existent ones; 7 - Something else; 8 - I don't know

10. The bill of the new law on Police provides besides parliamentary and inner also civil control of its work. With this aim there would be formed the Council for Civil Control of the Work of Police. The composition of the Council would include the representatives of the Advocacy Chamber of Montenegro, Medical Chamber of Montenegro, Association of Lawyers of Montenegro, University of Montenegro and non-

governmental organizations dealing with human rights. Are you supportive of such an idea?

RESIDENCE	Yes	No	I don't know
Town	66.22	4.05	29.73
Suburban area	59.77	5.17	35.06
Country	50.82	9.84	39.34
SEX			
Male	69.66	4.99	25.35
Female	58.23	4.22	37.55
AGE			
18-30 years of age	54.86	4.51	40.63
31-40 years of age	69.46	4.93	25.62
41-50 years of age	64.65	6.06	29.29
51-60 years of age	71.76	4.58	23.66
Over 60 years of age	67.10	2.58	30.32
EDUCATION			
No educ. and elem. educ.	38.46	-	61.54
Secondary and higher schools	63.51	4.94	31.56
University degree	75.82	4.58	19.61
PROFESSION			
High-sch. and uni. student	60.26	3.85	35.90
Emp. in state institutions	72.66	3.91	23.44
Emp. in comp. being trans.	68.22	5.61	26.17
Emp. in private companies	60.49	3.41	36.10
Entrepreneur-owner	63.51	6.76	29.73
Military staff	66.67	16.67	16.67
Pensioner	72.57	3.43	24.00
Housewife	38.00	2.00	60.00
Unemployed	57.81	6.25	35.94
Others	72.22	11.11	16.67
NATIONALITY			
Montenegrin	66.67	4.67	28.66
Serbian	58.18	5.00	36.82
Muslim - Bosnian	60.29	7.35	32.35
Albanian	61.11	-	38.89
Croat	100.00	-	-
Others	85.71	-	14.29
No answer	62.75	3.92	33.33
RELIGION			
Orthodox	63.65	5.06	31.29

Catholic	82.35	-	17.65
Muslim	61.65	4.51	33.83
Not religious	68.92	1.35	29.73
Total	64.10	4.62	31.28

12. *The network of non-governmental organizations named AKCIJA and the Inner Ministry of the Republic of Montenegro are soon launching an activity "Respect Life- Return the Arms" with an aim of returning unregistered arms and explosives. Are you willing to support this particular one and similar activities?*

	No, I am against such activities	No, I am not interested in it	I don't know	I support it, but without active participation	I am interested in it and I would like to contribute myself
RESIDENCE					
Town	4.32	7.97	15.54	55.68	16.49
Suburban area	6.90	8.05	16.67	56.32	12.07
Country	6.56	3.28	24.59	40.98	24.59
SEX					
Male	6.59	8.98	15.77	50.30	18.36
Female	3.16	6.33	16.88	59.70	13.92
AGE					
18-30 years of age	5.90	12.15	16.67	48.96	16.32
31-40 years of age	3.94	5.91	12.32	63.05	14.78
41-50 years of age	6.06	6.57	13.13	57.58	16.67
51-60 years of age	3.05	3.82	12.98	57.25	22.90
Over 60 years of age	4.52	6.45	27.74	49.68	11.61
EDUCATION					
No educ. and elem. educ.	-	5.77	53.85	38.46	1.92
Secondary and higher schools	5.32	7.79	15.19	55.19	16.49
University degree	4.58	7.84	9.15	58.82	19.61
PROFESSION					
High-sch. and uni. student	8.97	8.97	14.10	43.59	24.36
Emp. in state institutions	7.03	7.03	8.59	57.81	19.53
Emp. in comp. being trans.	1.87	8.41	14.95	57.94	16.82
Emp. in private companies	2.93	9.76	11.22	62.44	13.66
Entrepreneur-owner	6.76	2.70	18.92	54.05	17.57
Military staff	16.67	-	-	58.33	25.00

Pensioner	4.57	6.29	20.00	53.14	16.00
Housewife	2.00	10.00	42.00	36.00	10.00
Unemployed	6.25	8.59	17.19	53.91	14.06
Others	-	5.56	33.33	55.56	5.56
NATIONALITY					
Montenegrin	4.88	5.28	17.07	57.72	15.04
Serbian	6.36	11.36	15.45	51.82	15.00
Muslim - Bosnian	4.41	10.29	10.29	55.88	19.12
Albanian	-	5.56	16.67	66.67	11.11
Croat	-	11.11	-	66.67	22.22
Others	-	14.29	-	42.86	42.86
No answer	3.92	9.15	18.95	49.02	18.95
RELIGION					
Orthodox	5.33	7.72	16.78	53.93	16.25
Catholic	5.88	5.88	5.88	64.71	17.65
Muslim	3.76	8.27	15.04	56.39	16.54
Not religious	2.70	6.76	16.22	59.46	14.86
Total	4.92	7.69	16.31	54.87	16.21

13. Activities with an aim of solving of a problem concerning personal and light arms include certain risk for participants and activists?

RESIDENCE	I agree completely	I agree partly	I disagree	I disagree completely	I don't know
Town	42.97	20.14	24.73	6.89	5.27
Suburban area	40.80	22.41	27.59	5.17	4.02
Country	39.34	24.59	26.23	6.56	3.28
SEX					
Male	42.91	21.96	21.56	8.18	5.39
Female	41.77	19.62	29.32	4.85	4.43
AGE					
18-30 years of age	36.46	22.92	30.21	6.60	3.82
31-40 years of age	36.45	27.09	24.14	7.39	4.93
41-50 years of age	46.46	22.22	18.18	8.08	5.05
51-60 years of age	52.67	16.03	19.85	3.82	7.63
Over 60 years of age	47.10	10.97	31.61	5.81	4.52
EDUCATION					
No educ. and elem. educ.	50.00	3.85	42.31	-	3.85
Secondary and higher schools	41.82	21.56	24.55	6.62	5.45
University degree	42.48	22.88	23.53	8.50	2.61
PROFESSION					
High-sch. and uni. student	39.74	29.49	23.08	5.13	2.56

Emp. in state institutions	42.19	23.44	25.00	3.13	6.25
Emp. in comp. being trans.	45.79	20.56	21.50	8.41	3.74
Emp. in private companies	39.02	25.85	24.39	7.80	2.93
Entrepreneur-owner	27.03	28.38	25.68	9.46	9.46
Military staff	41.67	16.67	8.33	25.00	8.33
Pensioner	53.14	12.00	23.43	6.86	4.57
Housewife	32.00	6.00	52.00	2.00	8.00
Unemployed	42.97	20.31	25.78	5.47	5.47
Others	55.56	11.11	22.22	5.56	5.56
NATIONALITY					
Montenegrin	41.67	23.17	25.61	6.30	3.25
Serbian	37.73	22.27	25.45	6.82	7.73
Muslim - Bosnian	44.12	10.29	33.82	4.41	7.35
Albanian	61.11	16.67	11.11	-	11.11
Croat	77.78	11.11	11.11	-	-
Others	42.86	14.29	28.57	14.29	-
No answer	43.79	17.65	24.18	9.15	5.23
RELIGION					
Orthodox	41.81	21.84	25.30	6.66	4.39
Catholic	76.47	11.76	11.76	-	-
Muslim	43.61	14.29	27.07	6.02	9.02
Not religious	37.84	24.32	25.68	8.11	4.05
Total	42.36	20.82	25.33	6.56	4.92

14. If you wished to possess legal arms, what would be its use:

Residence	Personal security	Protection of property	Hunt	Sport	Hobby	I don't want to possess arms	Something else	I do not think about it
Town	37.03	4.05	5.81	2.16	4.46	35.68	0.68	10.14
Suburban area	39.08	2.87	5.17	2.87	3.45	39.08	1.72	5.75
Country	34.43	4.92	9.84	3.28	6.56	31.15	4.92	4.92
SEX								
Male	45.91	6.19	10.38	3.79	6.59	18.96	1.60	6.59
Female	28.06	1.48	1.27	0.84	2.11	54.01	0.63	11.60
AGE								
18-30 years of age	39.58	3.47	5.56	2.43	6.94	33.33	1.04	7.64
31-40 years of age	44.33	5.91	3.94	1.48	4.93	28.08	0.49	10.84
41-50 years of age	34.85	4.04	6.57	3.54	2.02	38.89	0.51	9.60
51-60 years of age	30.53	1.53	8.40	3.05	3.05	41.22	2.29	9.92
Over 60 years of age	32.26	3.87	6.45	1.29	3.23	43.23	1.94	7.74

EDUCATION								
No educ. and elem. educ.	23.08	3.85	1.92	1.92	-	53.85	1.92	13.46
Secondary and higher schools	37.79	4.42	6.62	2.21	5.06	34.29	1.04	8.57
University degree	39.22	1.31	3.92	3.27	2.61	38.56	1.31	9.80
PROFESSION								
High-sch. and uni. student	46.15	1.28	7.69	-	6.41	30.77	1.28	6.41
Emp. in state institutions	39.84	2.34	5.47	5.47	1.56	33.59	1.56	10.16
Emp. in comp. being trans.	32.71	2.80	11.21	1.87	5.61	35.51	0.93	9.35
Emp. in private companies	36.59	4.88	3.41	3.90	5.85	38.05	0.49	6.83
Entrepreneur-owner	43.24	6.76	6.76	-	4.05	31.08	-	8.11
Military staff	75.00	8.33	-	-	-	8.33	-	8.33
Pensioner	33.14	3.43	8.00	1.71	3.43	40.57	1.71	8.00
Housewife	16.00	4.00	-	-	-	66.00	-	14.00
Unemployed	39.06	5.47	4.69	1.56	5.47	28.91	2.34	12.50
Others	50.00	-	5.56	5.56	11.11	16.67	-	11.11
NATIONALITY								
Montenegrin	35.98	3.46	5.49	3.05	3.66	38.62	1.22	8.54
Serbian	43.64	2.73	9.55	1.82	5.91	24.55	0.91	10.91
Muslim - Bosnian	29.41	5.88	-	-	7.35	47.06	1.47	8.82
Albanian	27.78	5.56	5.56	-	11.11	44.44	-	5.56
Croat	11.11	11.11	-	-	-	66.67	-	11.11
Others	28.57	-	14.29	-	-	57.14	-	-
No answer	39.22	5.88	4.58	2.61	3.27	33.99	1.31	9.15
RELIGION								
Orthodox	39.01	3.60	6.79	2.53	4.13	33.42	1.20	9.32
Catholic	29.41	5.88	5.88	-	5.88	47.06	-	5.88
Muslim	27.07	5.26	2.26	2.26	7.52	46.62	0.75	8.27
Not religious	39.19	4.05	4.05	1.35	1.35	40.54	1.35	8.11
Total	37.23	3.90	5.95	2.36	4.41	36.00	1.13	9.03

15. In your opinion, the commonest reason for possession of arms is the following:

/State at the most two answers/

RESIDENCE	1	2	3	4	5	6	7	8	9
Town	43.4 5	27.2 4	7.49	4.77	27.1 0	16.2 1	11.9 9	1.5 0	8.85
Suburban area	47.1 0	35.8 9	11.2 2	1.12	22.4 3	14.0 2	10.6 5	-	6.17
Country	44.7 4	35.1 5	11.1 8	6.39	17.5 8	19.1 7	6.39	-	7.99

SEX									
Male	50.8 6	31.5 2	10.9 7	3.39	23.7 4	13.1 6	7.18	1.4 0	6.38
Female	37.1 5	27.0 2	5.70	5.07	27.6 5	19.0 0	15.8 3	0.8 4	10.3 4
AGE									
18-30 years of age	42.7 4	21.7 1	10.0 2	4.34	28.3 8	17.7 0	16.7 0	1.6 7	5.34
31-40 years of age	42.3 9	31.9 1	5.49	3.49	29.9 2	17.9 5	11.4 7	0.5 0	5.49
41-50 years of age	42.0 2	32.2 8	8.71	5.12	28.7 0	12.8 1	10.2 5	2.0 5	6.66
51-60 years of age	47.0 1	33.3 6	12.1 3	3.03	18.2 0	14.4 1	9.86	-	10.6 1
Over 60 years of age	49.9 8	33.7 7	5.40	4.73	16.8 9	15.5 4	3.38	0.6 8	18.2 4
EDUCATION									
No educ. and elem. educ.	43.9 5	46.0 5	2.09	4.19	10.4 6	6.28	6.28	-	29.3 0
Secondary and higher schools	44.0 4	29.4 9	8.50	4.38	25.8 8	16.4 8	11.4 6	1.1 6	7.21
University degree	45.1 1	23.2 2	9.95	3.32	29.1 9	16.5 8	12.6 0	1.3 3	7.30
PROFESSION									
High-sch. and uni. student	38.6 1	18.7 2	10.5 3	7.02	30.4 2	14.0 4	24.5 7	3.5 1	1.17
Emp. in state institutions	42.6 7	34.2 9	9.91	5.33	26.6 7	15.2 4	11.4 3	-	3.05
Emp. in comp. being trans.	37.8 6	35.0 2	14.2 0	2.84	25.5 6	14.2 0	10.4 1	-	8.52
Emp. in private companies	40.4 8	23.8 1	8.57	4.29	32.8 6	17.6 2	11.9 1	1.4 3	7.62
Entrepreneur-owner	52.4 5	32.0 5	4.37	1.46	23.3 1	18.9 4	11.6 5	1.4 6	2.91
Military staff	78.6 7	8.74	-	-	17.4 8	43.7 1	-	-	-
Pensioner	50.5 0	31.3 5	7.55	4.06	19.1 6	16.2 5	6.39	0.5 8	12.7 7
Housewife	25.4 7	42.4 6	6.37	6.37	16.9 8	6.37	8.49	-	36.0 9
Unemployed	49.0 0	27.3 1	5.62	3.21	26.5 1	16.0 6	11.2 5	2.4 1	7.23
Others	63.6 9	37.1 5	5.31	5.31	5.31	15.9 2	10.6 1	-	5.31
NATIONALITY									
Montenegrin	42.9 6	30.5 5	8.08	2.96	27.2 0	16.3 6	13.9 9	0.9 9	5.52
Serbian	46.4 9	31.4 5	10.4 8	4.10	20.0 6	15.0 4	8.66	0.9 1	11.4 0

Muslim – Bosnian	36.7 3	21.7 1	8.35	10.0 2	28.3 8	16.7 0	5.01	-	21.7 1
Albanian	51.6 9	12.9 2	25.8 4	12.9 2	6.46	12.9 2	6.46	6.4 6	12.9 2
Croat	27.8 6	9.29	-	18.5 8	37.1 5	46.4 4	9.29	-	-
Others	29.7 2	14.8 6	14.8 6	-	29.7 2	-	44.5 8	-	14.8 6
No answer	49.7 6	28.2 4	5.38	4.03	28.9 1	13.4 5	8.74	2.0 2	8.07
RELIGION									
Orthodox	45.5 3	31.0 1	8.58	3.04	25.0 7	15.5 7	11.4 8	1.3 2	6.99
Catholic	33.0 2	11.0 1	22.0 1	11.0 1	33.0 2	22.0 1	11.0 1	-	5.50
Muslim	40.3 8	23.4 2	8.08	10.5 0	25.0 4	14.5 4	10.5 0	0.8 1	15.3 4
Not religious	39.8 0	26.5 4	3.98	3.98	30.5 2	21.2 3	11.9 4	-	10.6 1
Total	44.2 0	29.3 3	8.41	4.20	25.6 4	16.0 0	11.3 8	1.1 3	8.31

Legend: 1 – Personal security; 2 – Family tradition; 3 - Sport - Hobby; 4 – No particular reason, but they don't know how to get rid of it; 5 – Arms make them feel stronger; 6 – They believe that others respect them more if they know that they possess arms; 7 – It is fashionable (in); 8 – Something else; 9 – I don't know

16. In your opinion, what are the reasons for which the citizens who possess illegal arms and explosives do not want to register them:

RESIDENCE	1	2	3	4	5
Town	21.22	35.00	21.08	4.86	17.84
Suburban area	20.11	42.53	19.54	2.87	14.94
Country	18.03	49.18	18.03	-	14.75
SEX					
Male	23.95	43.11	15.57	3.59	13.77
Female	17.51	31.01	25.95	4.85	20.68
AGE					
18-30 years of age	18.40	31.94	28.13	4.17	17.36
31-40 years of age	18.23	42.86	21.18	2.46	15.27
41-50 years of age	22.73	33.84	21.21	6.06	16.16
51-60 years of age	20.61	41.22	17.56	6.11	14.50
Over 60 years of age	26.45	40.65	7.74	2.58	22.58
EDUCATION					
No educ. and elem. educ.	32.69	28.85	5.77	-	32.69
Secondary and higher schools	21.95	37.92	19.09	4.03	17.01

University degree	11.11	36.60	33.33	6.54	12.42
PROFESSION					
High-sch. and uni. student	23.08	25.64	30.77	5.13	15.38
Emp. in state institutions	14.84	39.84	29.69	3.13	12.50
Emp. in comp. being trans.	19.63	43.93	14.95	6.54	14.95
Emp. in private companies	22.44	33.66	23.90	4.39	15.61
Entrepreneur-owner	13.51	41.89	22.97	6.76	14.86
Military staff	41.67	25.00	8.33	-	25.00
Pensioner	24.00	44.00	8.00	4.57	19.43
Housewife	22.00	26.00	16.00	2.00	34.00
Unemployed	17.97	36.72	23.44	2.34	19.53
Others	44.44	27.78	22.22	-	5.56
NATIONALITY					
Montenegrin	21.95	37.60	21.34	3.86	15.24
Serbian	20.91	39.55	16.36	4.55	18.64
Muslim - Bosnian	17.65	27.94	17.65	7.35	29.41
Albanian	22.22	33.33	22.22	-	22.22
Croat	33.33	44.44	22.22	-	-
Others	28.57	14.29	57.14	-	-
No answer	18.30	36.60	22.88	4.58	17.65
RELIGION					
Orthodox	21.70	38.22	19.57	4.39	16.11
Catholic	23.53	23.53	41.18	5.88	5.88
Muslim	17.29	30.08	21.80	3.76	27.07
Not religious	17.57	43.24	24.32	2.70	12.16
Total	20.82	37.23	20.62	4.21	17.13

Legend: 1 - Fear from punishment; 2 - They reckon they might need them; 3 - They don't consider it a "great" criminal act; 4 - They think nobody else would do the same; 5 - I don't know

17. The bill of the new law provides severe punishments for illegal possession of arms. Do you agree with such legal policy?

RESIDENCE	I agree very much	I agree partly	I disagree	I disagree completely	I don't know
Town	72.97	15.27	3.51	1.08	7.16
Suburban area	77.01	12.07	2.30	0.57	8.05
Country	67.21	11.48	11.48	3.28	6.56
SEX					
Male	69.66	17.17	5.39	1.80	5.99
Female	77.22	11.60	2.11	0.42	8.65

AGE					
18-30 years of age	65.63	15.97	6.60	1.74	10.07
31-40 years of age	71.43	17.24	2.46	1.97	6.90
41-50 years of age	73.74	16.16	2.53	1.01	6.57
51-60 years of age	83.21	10.69	1.53	-	4.58
Over 60 years of age	81.29	9.03	3.87	-	5.81
EDUCATION					
No educ. and elem. educ.	82.69	5.77	-	-	11.54
Secondary and higher schools	71.56	15.06	4.55	1.30	7.53
University degree	79.08	14.38	1.31	0.65	4.58
PROFESSION					
High-sch. and uni. student	65.38	19.23	7.69	2.56	5.13
Emp. in state institutions	79.69	12.50	2.34	0.78	4.69
Emp. in comp. being trans.	67.29	16.82	5.61	0.93	9.35
Emp. in private companies	74.15	12.68	1.95	1.46	9.76
Entrepreneur-owner	68.92	17.57	5.41	2.70	5.41
Military staff	66.67	16.67	-	-	16.67
Pensioner	82.29	11.43	2.86	-	3.43
Housewife	74.00	8.00	2.00	-	16.00
Unemployed	65.63	17.97	6.25	1.56	8.59
Others	77.78	22.22	-	-	-
NATIONALITY					
Montenegrin	77.85	13.21	3.66	0.81	4.47
Serbian	66.36	18.18	5.00	2.27	8.18
Muslim - Bosnian	67.65	13.24	1.47	2.94	14.71
Albanian	66.67	16.67	-	-	16.67
Croat	88.89	-	-	-	11.11
Others	85.71	14.29	-	-	-
No answer	69.28	15.03	4.58	-	11.11
RELIGION					
Orthodox	73.50	15.05	4.13	0.93	6.39
Catholic	76.47	17.65	-	-	5.88
Muslim	70.68	11.28	2.26	2.26	13.53
Not religious	75.68	13.51	4.05	1.35	5.41
Total	73.33	14.46	3.79	1.13	7.28

18. There is a proposal for the new law to prohibit the citizens to carry the legally purchased arms outside their houses. Are you supportive of such a proposal?

	1	2	3	4	5
--	---	---	---	---	---

RESIDENCE					
Town	47.57	18.92	15.27	11.89	6.35
Suburban area	41.38	15.52	15.52	22.99	4.60
Country	40.98	16.39	18.03	19.67	4.92
SEX					
Male	43.71	17.76	22.16	10.78	5.59
Female	48.52	18.57	8.44	18.14	6.33
AGE					
18-30 years of age	36.11	21.53	18.06	17.71	6.60
31-40 years of age	40.89	22.66	15.76	13.79	6.90
41-50 years of age	51.01	19.19	16.16	10.10	3.54
51-60 years of age	54.20	13.74	13.74	16.03	2.29
Over 60 years of age	58.06	8.39	10.97	12.90	9.68
EDUCATION					
No educ. and elem. educ.	53.85	3.85	17.31	13.46	11.54
Secondary and higher schools	45.58	19.48	15.06	14.81	5.06
University degree	45.75	16.34	16.99	12.42	8.50
PROFESSION					
High-sch. and uni. student	32.05	19.23	21.79	20.51	6.41
Emp. in state institutions	47.66	17.97	14.84	15.63	3.91
Emp. in comp. being trans.	52.34	19.63	14.02	8.41	5.61
Emp. in private companies	42.44	19.51	15.12	17.07	5.85
Entrepreneur-owner	36.49	22.97	24.32	12.16	4.05
Military staff	58.33	16.67	16.67	-	8.33
Pensioner	58.86	12.00	11.43	11.43	6.29
Housewife	48.00	6.00	8.00	28.00	10.00
Unemployed	39.84	24.22	16.41	12.50	7.03
Others	44.44	22.22	22.22	5.56	5.56
NATIONALITY					
Montenegrin	46.34	18.29	13.21	16.46	5.69
Serbian	45.45	18.18	21.36	7.73	7.27
Muslim - Bosnian	45.59	14.71	8.82	23.53	7.35
Albanian	55.56	22.22	5.56	11.11	5.56
Croat	88.89	-	-	11.11	-
Others	14.29	14.29	14.29	57.14	-
No answer	44.44	20.26	19.61	10.46	5.23
RELIGION					
Orthodox	45.41	18.51	17.31	13.18	5.59
Catholic	70.59	23.53	-	-	5.88
Muslim	48.12	16.54	8.27	21.80	5.26
Not religious	43.24	16.22	13.51	16.22	10.81
Total	46.05	18.15	15.49	14.36	5.95

Legend: 1 - Yes, completely; 2 - Yes, with some exceptions which would require a special permit; 3 - No, citizens should carry legally purchased arms quite freely; 4 - Each possession of arms except official should be banned; 5 - I have no particular opinion

19. Do you ever think of the possibility that either you or someone close to you (spouse, kin, child, friend...) can get hurt in a public place by a person who possesses personal or light arms?

	1	2	3
RESIDENCE			
Town	18.51	39.73	41.76
Suburban area	20.69	34.48	44.83
Country	11.48	40.98	47.54
SEX			
Male	20.96	40.32	38.72
Female	15.82	37.34	46.84
AGE			
18-30 years of age	23.96	43.40	32.64
31-40 years of age	17.24	37.44	45.32
41-50 years of age	13.13	40.40	46.46
51-60 years of age	11.45	35.88	52.67
Over 60 years of age	22.58	32.90	44.52
EDUCATION			
No educ. and elem. educ.	23.08	34.62	42.31
Secondary and higher schools	18.96	38.05	42.99
University degree	14.38	44.44	41.18
PROFESSION			
High-sch. and uni. student	14.10	47.44	38.46
Emp. in state institutions	12.50	41.41	46.09
Emp. in comp. being trans.	18.69	31.78	49.53
Emp. in private companies	14.63	42.93	42.44
Entrepreneur-owner	16.22	40.54	43.24
Military staff	33.33	50.00	16.67
Pensioner	17.71	36.00	46.29
Housewife	22.00	26.00	52.00
Unemployed	32.81	34.38	32.81
Others	16.67	61.11	22.22
NATIONALITY			
Montenegrin	16.06	41.06	42.89
Serbian	25.45	39.55	35.00

Muslim - Bosnian	17.65	38.24	44.12
Albanian	16.67	33.33	50.00
Croat	11.11	33.33	55.56
Others	14.29	42.86	42.86
No answer	18.30	31.37	50.33
RELIGION			
Orthodox	18.64	39.28	42.08
Catholic	-	35.29	64.71
Muslim	17.29	38.35	44.36
Not religious	22.97	36.49	40.54
Total	18.46	38.87	42.67

Legend: 1 - I do not think about it at all; 2 - Sometimes I do think about it and I think more care should be taken at public places; 3 - I often think about it, I avoid "risky places" and I advise those who are close to me to do the same

20. What is your opinion on firing from arms during celebrations (state, religious) and in other similar occasions?

RESIDENCE	1	2	3
Town	15.95	64.86	19.19
Suburban area	20.69	66.67	12.64
Country	26.23	60.66	13.11
SEX			
Male	22.75	61.48	15.77
Female	11.81	68.57	19.62
AGE			
18-30 years of age	27.08	50.00	22.92
31-40 years of age	16.75	66.50	16.75
41-50 years of age	13.13	70.20	16.67
51-60 years of age	10.69	75.57	13.74
Over 60 years of age	11.61	74.84	13.55
EDUCATION			
No educ. and elem. educ.	7.69	71.15	21.15
Secondary and higher schools	19.48	62.08	18.44
University degree	10.46	77.12	12.42
PROFESSION			
High-sch. and uni. student	28.21	48.72	23.08
Emp. in state institutions	13.28	73.44	13.28
Emp. in comp. being trans.	15.89	68.22	15.89
Emp. in private companies	21.46	57.56	20.98
Entrepreneur-owner	18.92	62.16	18.92
Military staff	16.67	50.00	33.33

Pensioner	10.29	77.14	12.57
Housewife	6.00	74.00	20.00
Unemployed	21.09	60.16	18.75
Others	33.33	50.00	16.67
NATIONALITY			
Montenegrin	16.46	67.48	16.06
Serbian	19.55	61.36	19.09
Muslim - Bosnian	16.18	67.65	16.18
Albanian	16.67	55.56	27.78
Croat	-	100.00	-
Others	28.57	42.86	28.57
No answer	18.95	60.13	20.92
RELIGION			
Orthodox	18.91	62.98	18.11
Catholic	-	88.24	11.76
Muslim	14.29	68.42	17.29
Not religious	12.16	72.97	14.86
Total	17.44	64.92	17.64

Legend: 1 - It is a part of our tradition and it should remain as it is; 2 - Even if it were a part of our tradition, it should be punished; 3 - I have no particular opinion

21. Possession and/or carrying of personal arms represents an integral part of our culture and tradition?

RESIDENCE	1	2	3	4	5
Town	18.38	28.24	9.05	17.97	26.35
Suburban area	21.26	35.63	8.05	14.37	20.69
Country	27.87	21.31	6.56	18.03	26.23
SEX					
Male	24.55	35.73	6.59	13.77	19.36
Female	14.14	22.15	10.97	21.10	31.65
AGE					
18-30 years of age	20.14	25.69	14.58	17.36	22.22
31-40 years of age	8.87	39.90	3.45	22.66	25.12
41-50 years of age	15.66	28.28	6.57	20.20	29.29
51-60 years of age	25.19	26.72	6.87	9.92	31.30
Over 60 years of age	32.26	24.52	9.03	12.90	21.29
EDUCATION					
No educ. and elem. educ.	32.69	19.23	15.38	15.38	17.31
Secondary and higher schools	19.74	30.00	8.96	17.27	24.03
University degree	13.73	28.10	5.23	18.30	34.64
PROFESSION					
High-sch. and uni. student	19.23	28.21	15.38	14.10	23.08
Emp. in state	17.19	27.34	7.81	19.53	28.13

institutions					
Emp. in comp. being trans.	17.76	29.91	8.41	18.69	25.23
Emp. in private companies	15.12	32.20	10.24	19.02	23.41
Entrepreneur-owner	9.46	33.78	2.70	24.32	29.73
Military staff	16.67	16.67	25.00	16.67	25.00
Pensioner	29.71	25.14	4.00	14.86	26.29
Housewife	20.00	26.00	20.00	12.00	22.00
Unemployed	19.53	32.03	7.03	16.41	25.00
Others	38.89	22.22	11.11	5.56	22.22
NATIONALITY					
Montenegrin	20.93	30.08	8.33	18.29	22.36
Serbian	25.00	31.82	6.82	18.18	18.18
Muslim – Bosnian	4.41	19.12	20.59	8.82	47.06
Albanian	11.11	27.78	16.67	11.11	33.33
Croat	-	22.22	-	33.33	44.44
Others	-	42.86	14.29	28.57	14.29
No answer	16.99	26.80	7.19	15.69	33.33
RELIGION					
Orthodox	21.84	31.56	7.99	18.11	20.51
Catholic	11.76	17.65	-	23.53	47.06
Muslim	9.77	20.30	14.29	12.78	42.86
Not religious	14.86	22.97	8.11	16.22	37.84
Total	19.49	29.13	8.72	17.33	25.33

Legend: 1 – I agree completely; 2 – I agree partly; 3 – I don't know, I never thought about it;

4 – I mainly agree; 5 – I disagree completely