



*This project is funded by
the European Union*



50
YEARS

Empowered lives. Resilient nations.

PUBLIC OPINION POLL IN ALBANIA - PERCEPTIONS ON FIREARMS

ALBANIA, OCTOBER 2016

GAME CHANGERS



Contents

03

Methodology

05

Sample

10

Results

11

Perception and knowledge on safety,
firearms possession & usage

40

Firearms control & legislation

47

Attitudes toward firearms possession

65

Attitudes toward firearms
hand over

69

Firearms communication

A man with short grey hair, wearing a dark blue ribbed sweater over a white collared shirt, is shown in profile from the chest up. He is pointing his right index finger towards a large, curved digital display. The screen displays a complex technical diagram with various colored lines (blue, green, red) and text, resembling a process flow or system architecture. The background is a blurred office or control room environment.

METHODOLOGY

Timeframe:	September 2016 18+ population of Albania by census 2011.
Sample frame:	Polling stations territory (approximate size of census units) within strata defined by regions and type of settlements (urban and rural) The last update was made for the elections held in 2013
Sample size	812
Sample type	Three-stage, stratified, random sample First stage: Region x settlement type Second stage: Household random sampling without replacement (SRSWoR) Third stage: Member of the HH, 18+. Simple random sampling without replacement in case there is more than one HH member aged 18+
Research type	CAPI (Computer Assisted Personal Interview) F ₂ F in household
Interviewing location	Household
Post-stratification	By gender, age and education
Sampling error	Marginal error +/-3.39%

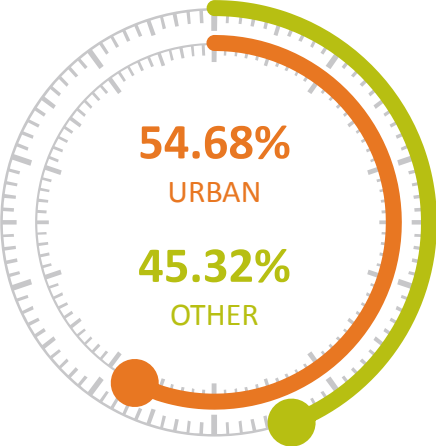


SAMPLE

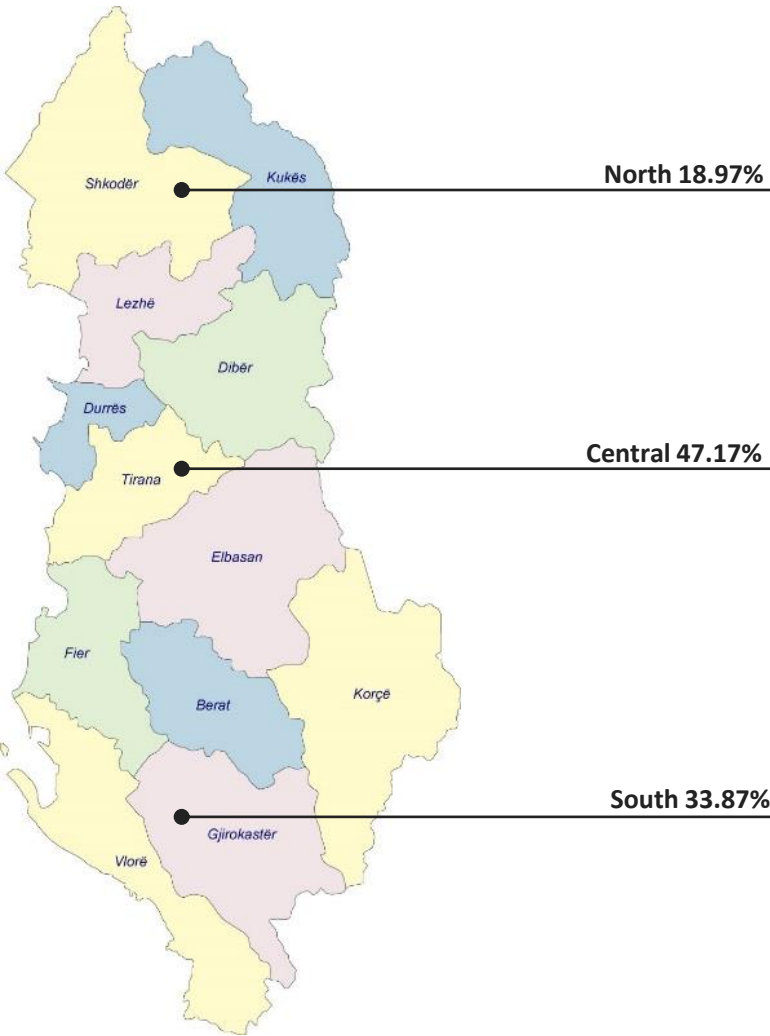
Sample structure



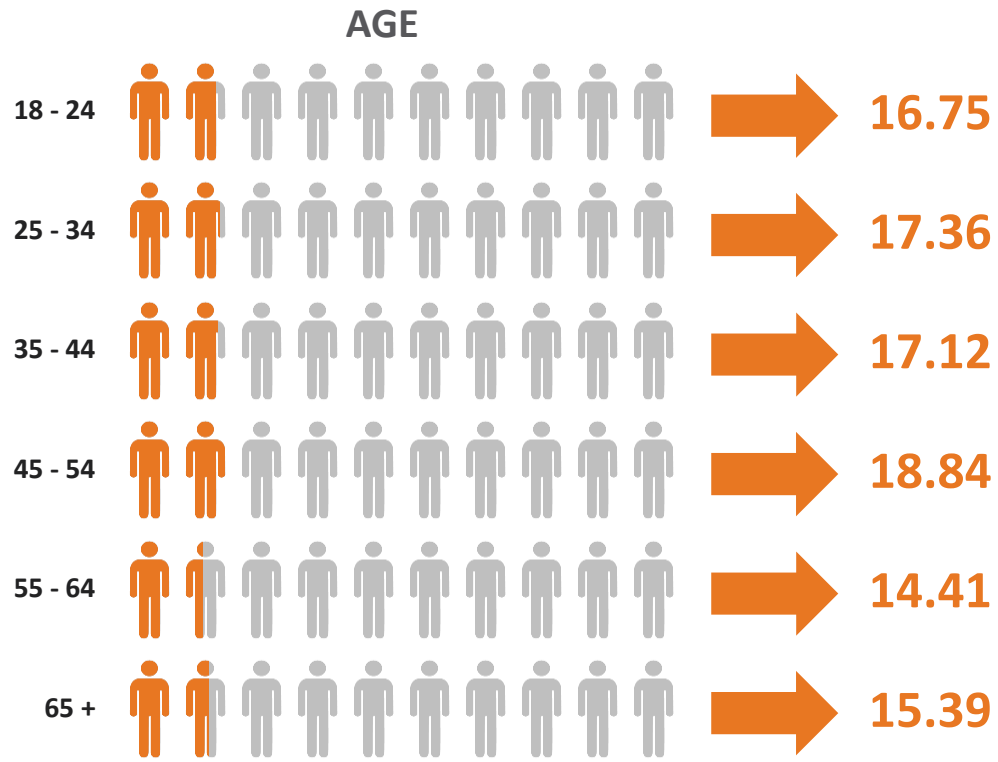

SETTLEMENT TYPE



REGION



Sample structure



Sample structure



EDUCATION



45.81%
Elementary

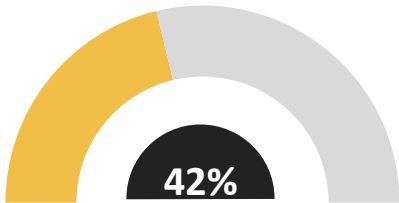


39.78%
Secondary

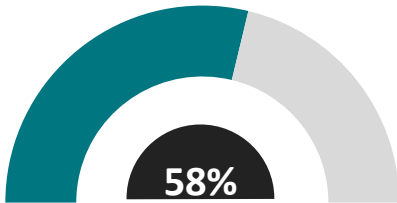


14.29%
College / University

EMPLOYMENT



UNEMPLOYED



EMPLOYED

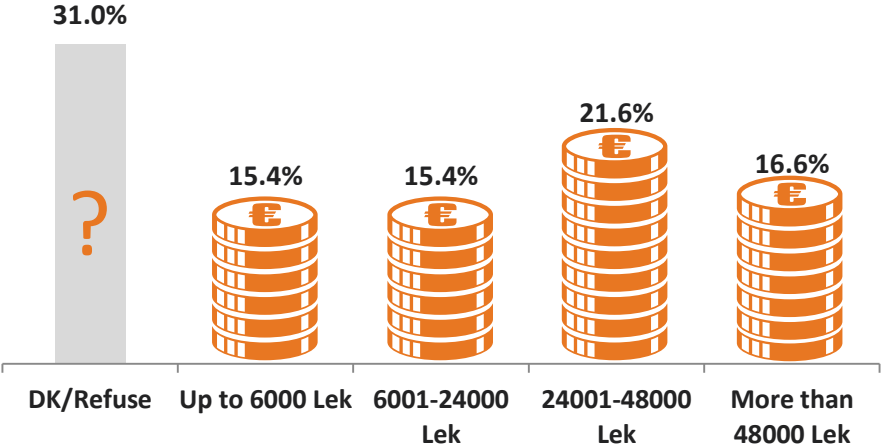
Sample structure



CHILDREDN BELOW 18+



HOUSEHOLD MONTHLY INCOME



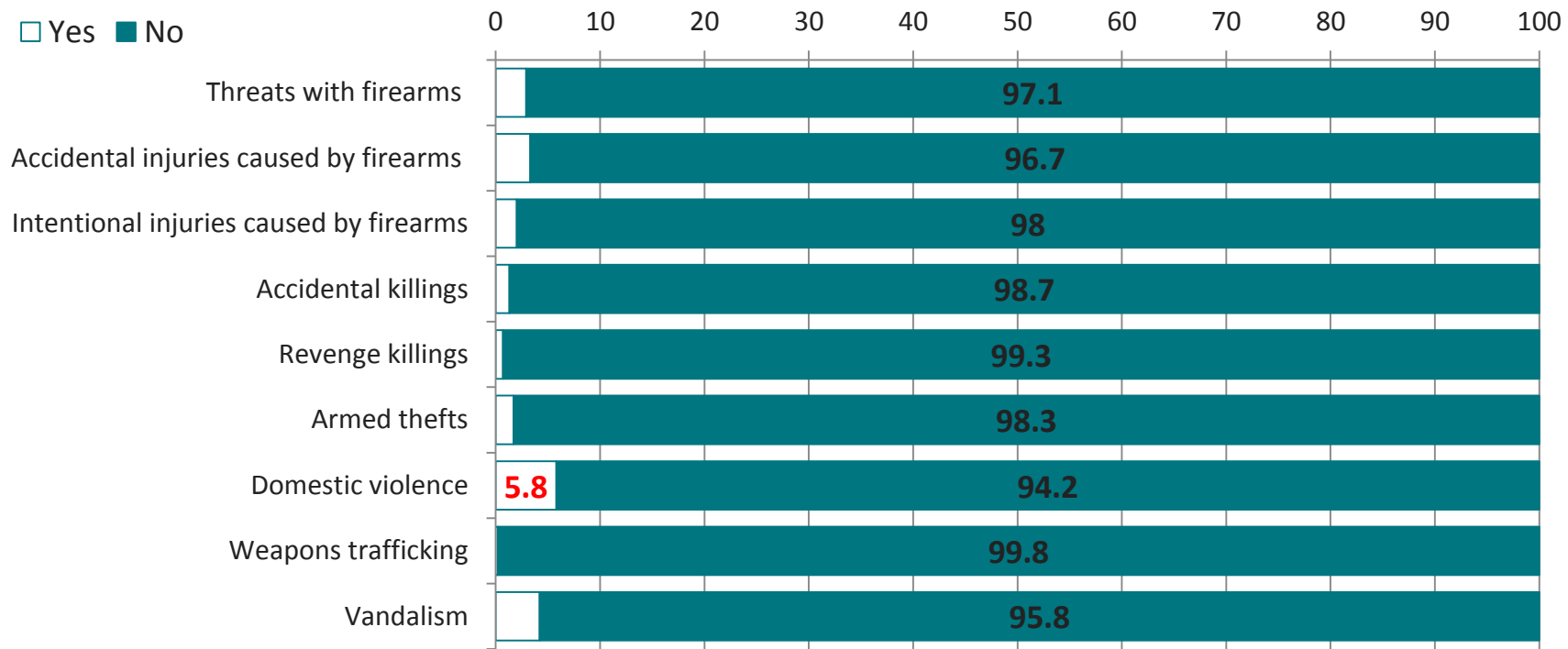


RESULTS



PERCEPTION AND KNOWLEDGE ON SAFETY, FIREARMS POSSESSION & USAGE

Majority of the Albanian population haven't been exposed to any of the mentioned types of armed crime over the past five years



Have you or a member of your family been the victim of any of the following types of armed crime over the last five years?
Base: Total target population

Even though experience of violence is not strongly present among the majority of the Albanian population, there is a significant number of people who have experienced domestic violence and vandalism.

	Yes	No
Threats with firearms	2.9	97.1
Accidental injuries caused by firearms	3.3	96.7
Intentional injuries caused by firearms	2.0	98.0
Accidental killings	1.3	98.7
Revenge killings	0.7	99.3
Armed thefts	1.7	98.3
Domestic violence	5.8	94.2
Weapons trafficking	0.2	99.8
Vandalism	4.2	95.8

Have you or a member of your family been the victim of any of the following types of armed crime over the last five years?
Base: Total target population

It is interesting that the experience of domestic violence (as a type of armed crime) is more present in the central region of Albania and among the households which have refused to reveal their HH monthly incomes.

	Total	Household monthly income					Region		
		Up to 6000 Lek	6001-24000 Lek	24001-48000 Lek	More than 48000 Lek	DK/Refuse	North	Central	South
N	812	125	125	175	135	252	154	383	275
Yes	5.8	9	2	3	5	9	4	10	1
No	94.2	91	98	97	95	91	96	90	99

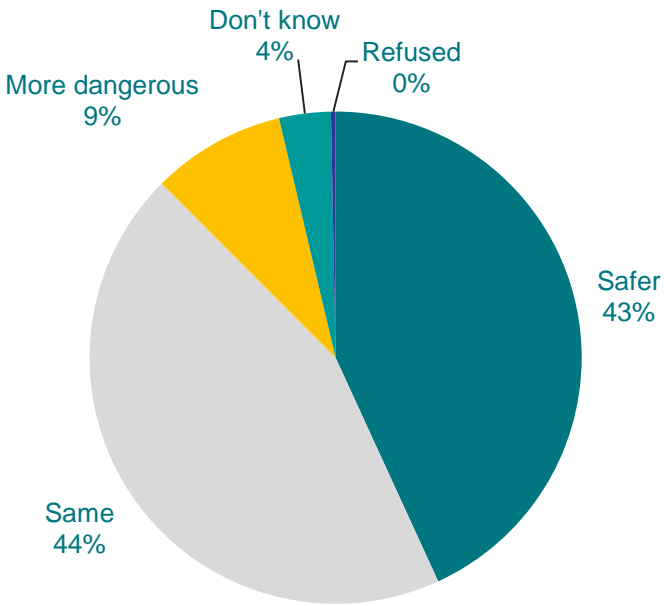
Have you or a member of your family been the victim of any of the following types of armed crime over the last five years? DOMESTIC VIOLENCE
Base: Total target population

Experiences of vandalism, as a type of armed crime, are significantly higher among the members of the higher economically positioned HH and, once more, among the people in central Albania.

	Total	Household monthly income					Region		
		Up to 6000 Lek	6001-24000 Lek	24001-48000 Lek	More than 48000 Lek	DK/Refuse	North	Central	South
N	812	125	125	175	135	252	154	383	275
Yes	4.2	5		2	8	5	0	7	3
No	95.8	95	100	98	92	95	100	93	97

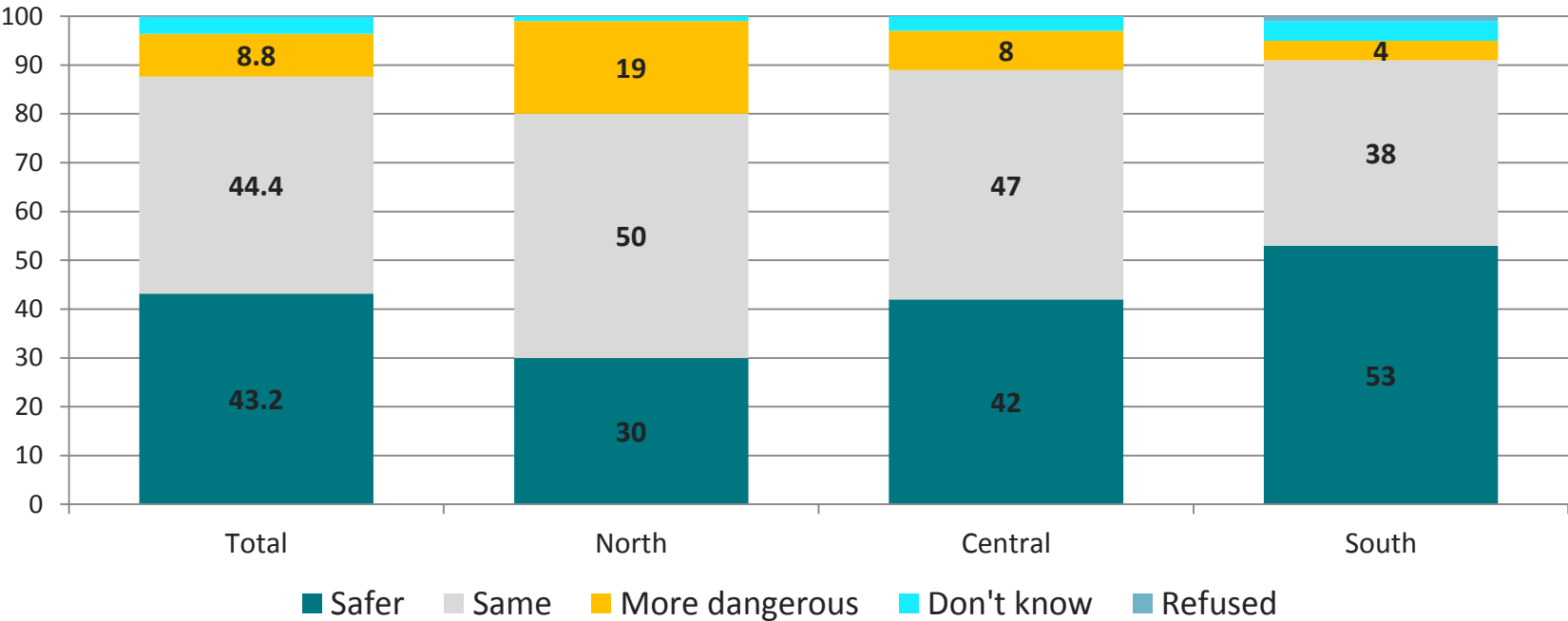
Have you or a member of your family been the victim of any of the following types of armed crime over the last five years? VANDALISM
 Base: Total target population

More than 40% of Albanians consider their living area to be safer than other areas in the country, and almost the same percentage estimate that their residential area is as safe as any other part of the country.



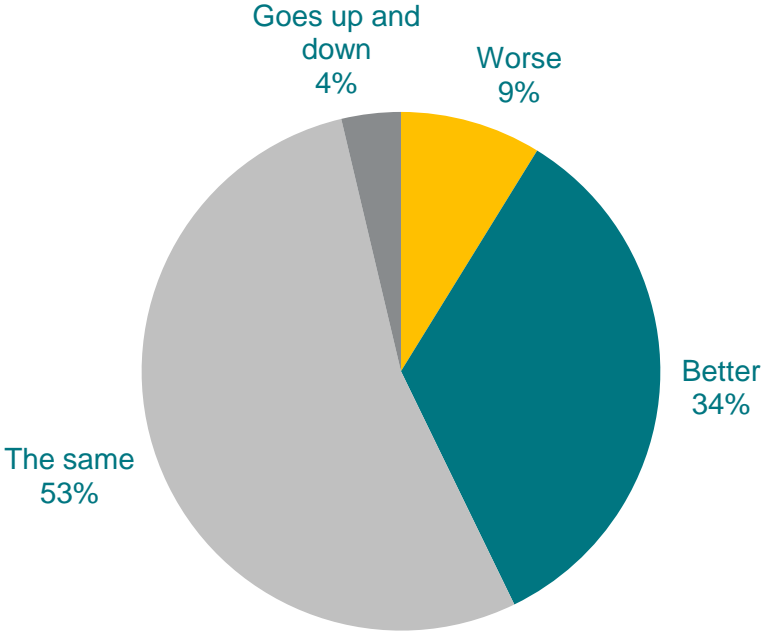
Do you think your area is safer, the same, or more dangerous than the other areas in Albania?
Base: Total target population

It should be noted that a significantly lower percentage of Albanians from the northern part of the country evaluate their area as safer than the other parts of the country, while a considerable majority (compared to other regions) deems it more dangerous. At the same time, a significantly higher percentage from the southern parts of the country have positive estimations concerning the safety of their part of the country.



Do you think your area is safer, the same, or more dangerous than the other areas in Albania?
Base: Total target population

More than half of Albanians estimate that their security situation is the same as a year ago. On the other hand, ⅓ of Albanians evaluate their security as better than last year's, which is quite optimistic.



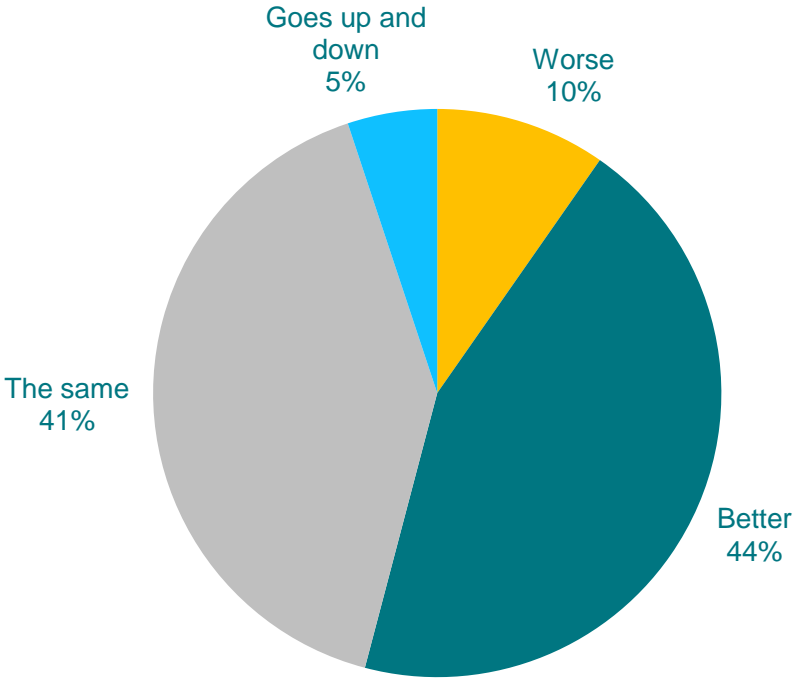
Compared to one year ago, is the security in your area better or worse?
Base: Total target population

Albanians from the north estimate in significantly greater numbers that their security has worsened in the last 12 months. At the same time, this estimation is also significantly more present among the younger portion of the adult population (18-24).

	Total	Age categories						Region		
		18-24	25-34	35-44	45-54	55-64	65+	North	Central	South
N	812	136	141	139	153	117	125	154	383	275
Worse	8.8	16	10	8	9	4	5	25	5	4
Better	34	27	30	35	36	44	34	24	38	34
The same	53.5	54	56	52	52	49	58	46	52	60
Goes up and down	3.7	4	4	5	4	3	2			

Compared to one year ago, is the security in your area better or worse?
Base: Total target population

When compared to the situation from five years ago, a significantly higher percentage of Albanians (+10%) estimate the situation to be better in terms of security.



Compared to five years ago, is the security in your area better or worse?
Base: Total target population

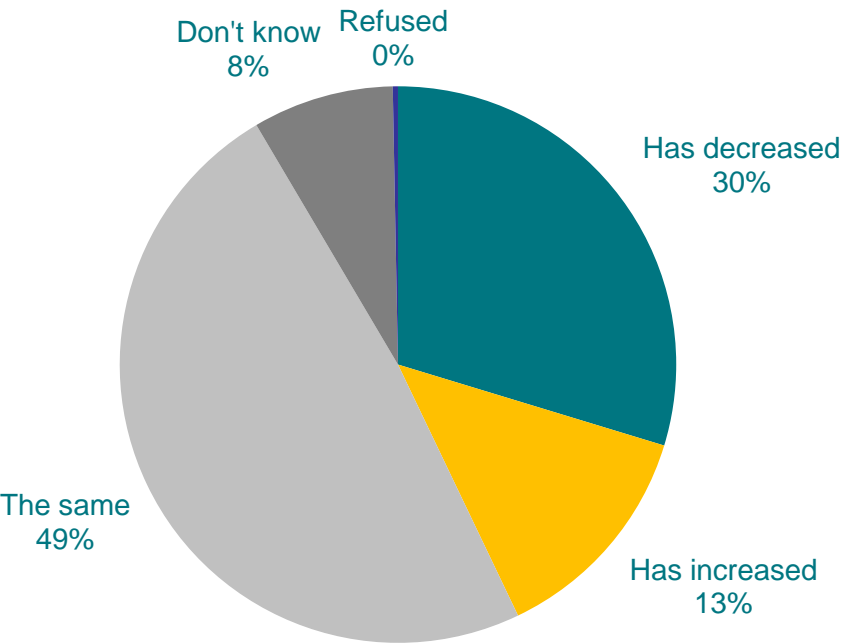
The population of the northern parts of Albania though displays a significantly higher percentage of a negative perception of the security situation in comparison with the period from five years ago.

On the other hand, it is obvious that urban population in Albania has a significantly more positive perspective of the actual security situation.

	Total	Region			Settlement type	
		North	Central	South	Urban	Rural
N	812	154	383	275	444	368
Worse	9.7	25	7	6	11	8
Better	44.4	33	49	44	51	36
The same	40.8	35	38	47	34	49
Goes up and down	5.1	8	6	3	4	6

Compared to five years ago, is the security in your area better or worse?
Base: Total target population

30% of Albanians feel that firearms incidents have decreased in the last 5 years. Nevertheless, the majority of the Albanian population considers that the situation regarding this problem is the same as before.



Do you feel that the number of firearms incidents in your area in the last 5 years...?
Base: Total target population

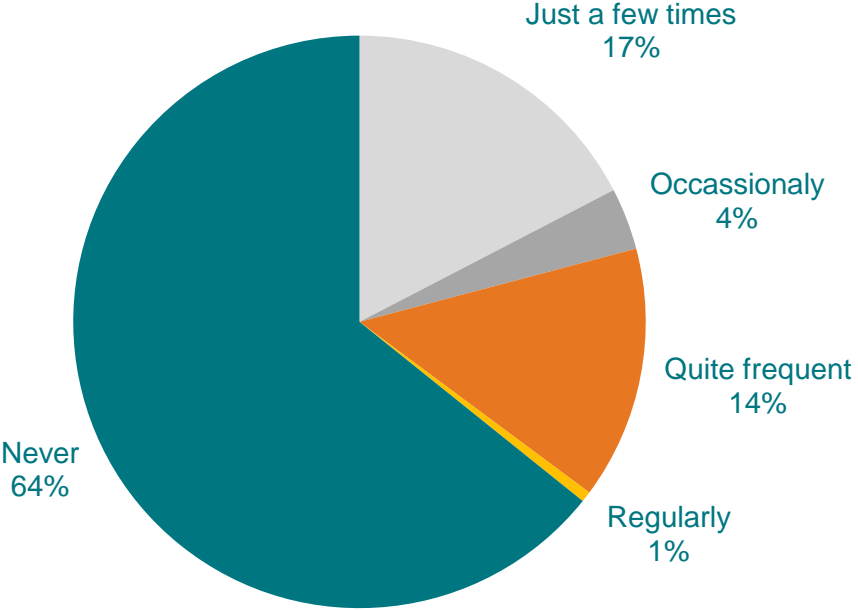
The feeling of bitterness regarding firearms incidents is especially present among the urban population, in comparison with the situation from 5 years ago. A significantly higher percentage of the population from the northern part of Albania express negative feelings regarding this issue.

	Total	Household monthly income					Region			TIP	
		Up to 6000 Lek	6001-24000 Lek	24001-48000 Lek	More than 48000 Lek	DK/Refuse	North	Central	South	Urban	Rural
N	812	125	125	175	135	252	154	383	275	444	368
sig		0.00					0.00			0.00	
Has decreased	29.7	15	29	38	37	28	24	29	33	37	21
Has increased	13.2	13	12	11	14	15	25	13	7	14	13
The same	48.6	67	51	48	42	43	38	50	52	42	57
Don't know	8.2	5	8	4	8	13	13	7	7	7	9
Refused	0.3					1			1	1	

Do you feel that the number of firearms incidents in you area in the last 5 years...?

Base: Total target population

Most of the population hasn't witnessed usage of firearms in the neighborhood (⅔). On the other hand, almost 20% of Albanians have such experience frequently or occasionally.



Have you ever been a witness of firearms usage in your neighborhood?
Base: Total target population

The experience of firearm usage is lower among the population in the south than among those in north of Albania.

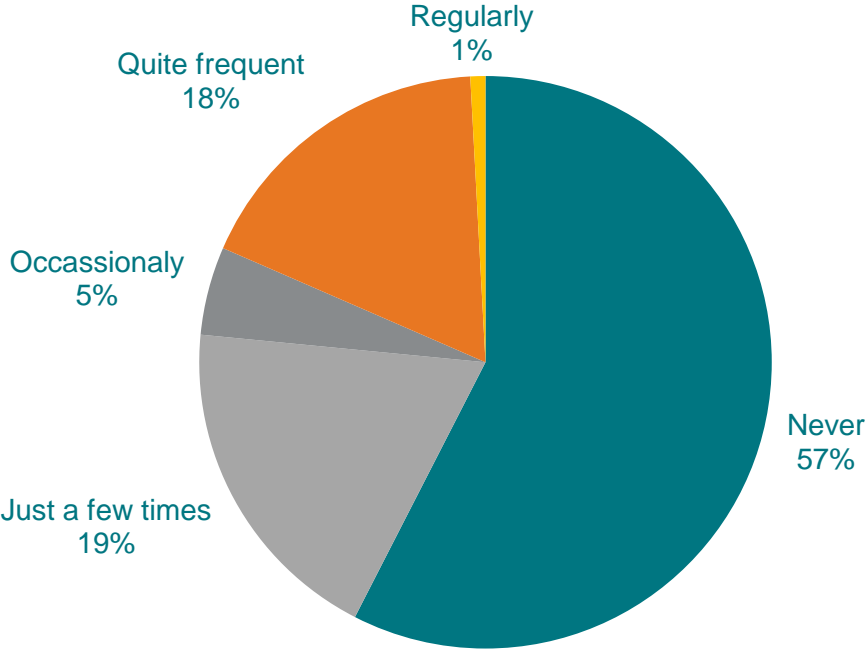
The same is valid for the economically lower positioned population of Albania, where this kind of experience is much more present.

	Total	Household monthly income					Region			Type of settlement	
		Up to 6000 Lek	6001-24000 Lek	24001-48000 Lek	More than 48000 Lek	DK/Refuse	North	Central	South	Urban	Rural
N	812	125	125	175	135	252	154	383	275	444	368
Just a few times	17.4	12	12	29	31	7	22	19	13	18	17
Occassionaly	3.5	3	3	6	8		3	6		5	1
Quite frequent	14.3	32	19	8	10	9	24	13	11	15	13
Regularly	0.6	3		0		0	1	1	0	1	0
Never	64.3	50	67	56	51	83	51	61	76	61	68

Have you ever been a witness of firearms usage in your neighborhood?

Base: Total target population

Most of the population hasn't witnessed firearms usage during celebrations (almost 60%). On the other hand, about 20% of Albanians experience this frequently. It is obvious that experience with firearms usage during some celebrations is slightly more present than any other experience with firearms in general.



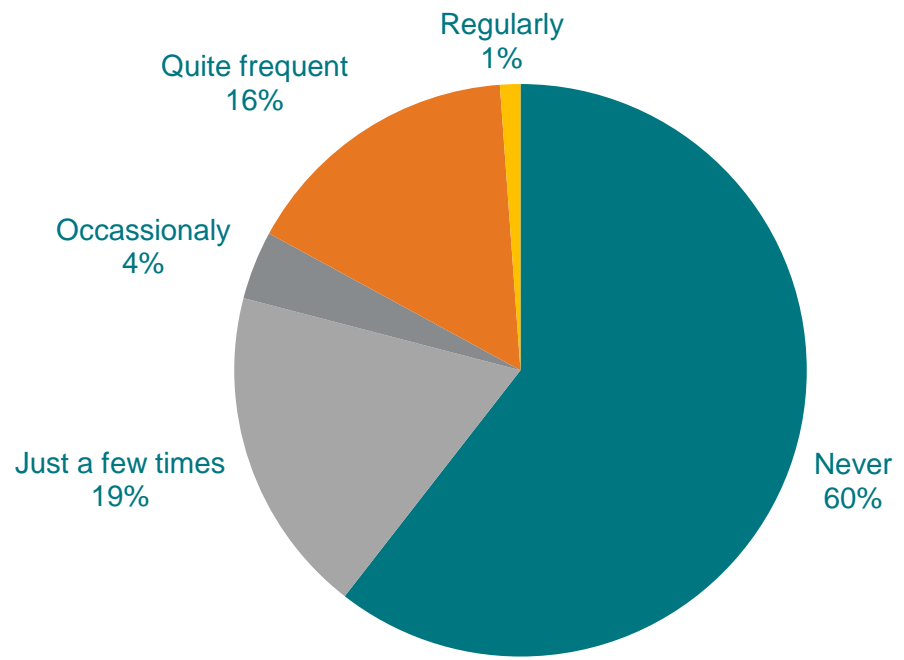
Have you been a witness of firearms use during some celebration (holidays, child birth, weddings etc.)?
Base: Total target population

This time, the northern parts of Albania are more critical regarding this issue. According to the population in the north, the presence of firearms usage during some celebrations is much more common.

	Total	Region		
		North	Central	South
N	812	154	383	275
Never	54.2	37	55	63
Just a few times	17.9	35	16	10
Occasionally	4.7	6	7	1
Quite frequent	16.6	21	15	17
Regularly	0.8		1	1
Refused	5.8	1	7	7

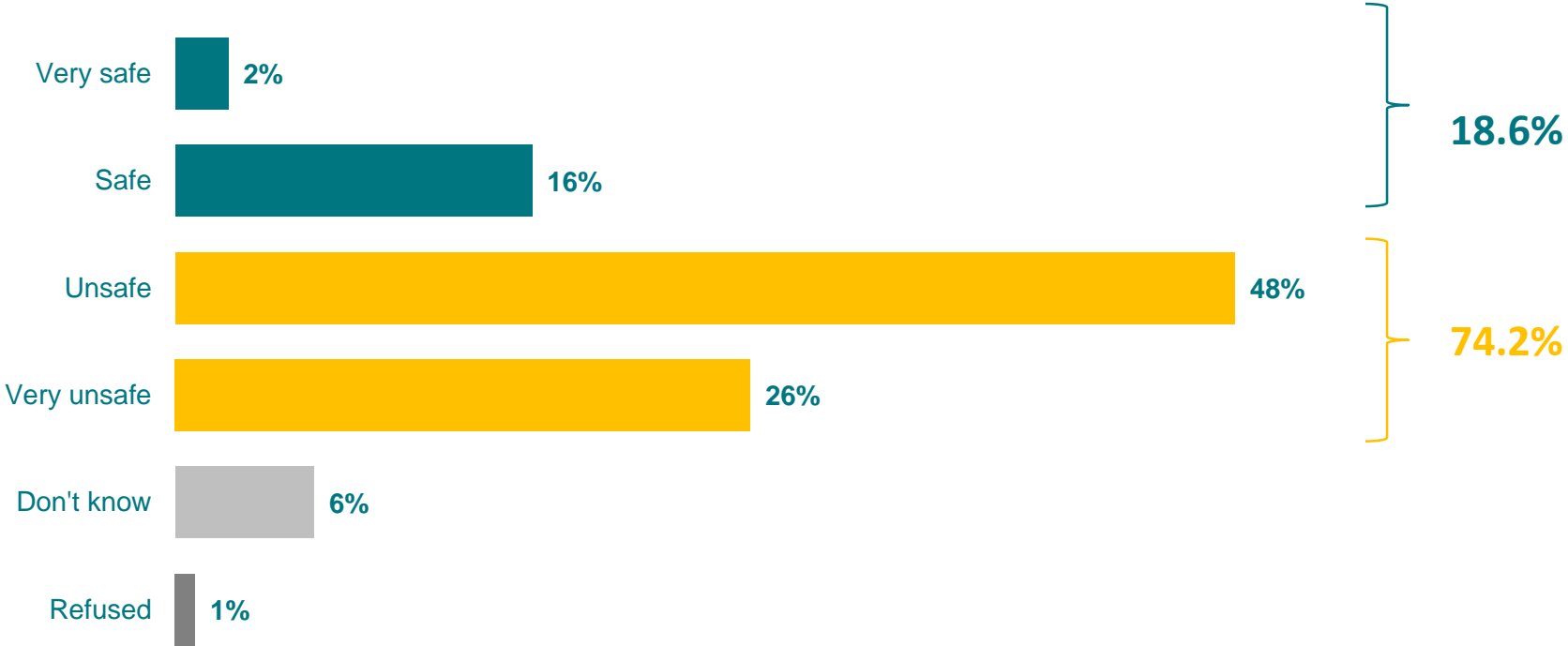
Have you been a witness of firearms use during some celebration (holidays, child birth, weddings etc.)?
Base: Total target population

The situation regarding the usage of firearms during some neighborhood celebrations is quite the same as the previously mentioned one. There are no significant differences.



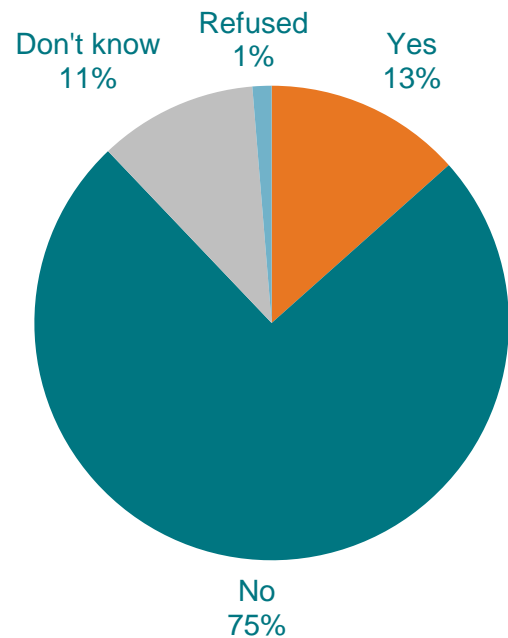
Have you been a witness of firearms use during some celebration (holidays, child birth, weddings etc.) in your neighborhood?
Base: Total target population

The majority of Albanians feel quite unsafe when it comes to firearms misuse (almost 75%).



Do you, personally, feel that you are safe from firearms misuse?
Base: Total target population

Yet, more than ⅔ of the Albanian population estimate that gun violence is not a serious problem in their neighborhood.



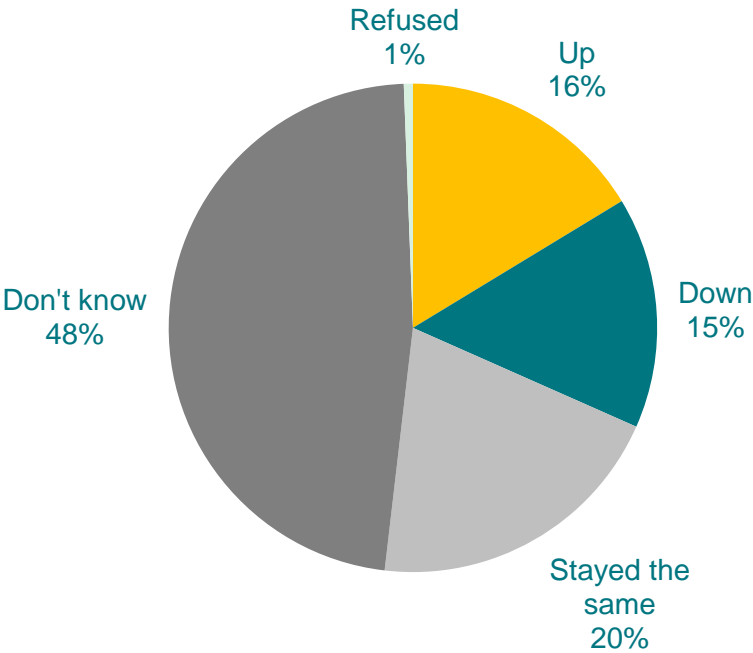
Do you feel gun violence is a serious problem in your area?
Base: Total target population

Despite the fact that the majority of the Albanian population estimate that gun violence isn't a serious problem in their area, the population from the north of the country has a slightly different view on this matter. There is a small but significantly higher percentage of those who cite this as a serious, local problem.

	Total	Region		
		North	Central	South
N	812	154	383	275
Yes	13.4	24	13	8
No	74.4	61	74	82
Don't know	10.8	13	12	8
Refused	1.3	2	1	2

Do you feel gun violence is a serious problem in your area?
Base: Total target population

Most of the Albanian population is not aware of the demand for firearms in their neighborhood (almost 50%). Almost the same number of them consider that the demand for firearms and weapons has increased/decreased, and an additional 20% of the public in Albania thinks that the demand has remained the same.



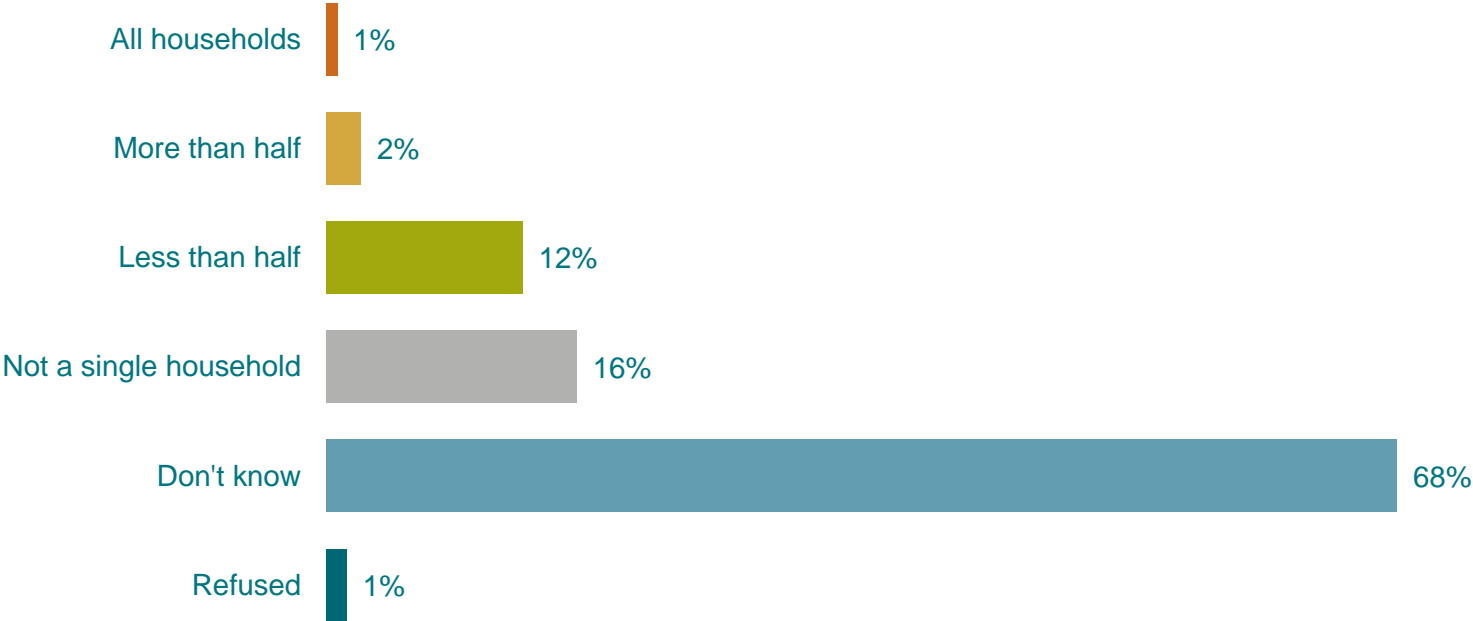
Do you know if the demand for firearms/weapons has gone up or down over the last five years?
Base: Total target population

Once more, the population from the north has a higher negative perception of firearm and weapon demand lately.

	Total	Region			Settlement type	
		North	Central	South	Urban	Rural
N	812	154	383	275	444	368
Up	16.3	28	17	9	16	17
Down	15.3	12	15	17	18	12
Stayed the same	20.2	16	24	17	19	22
Don't know	47.5	43	44	55	47	49
Refused	0.6		0	2	0	1

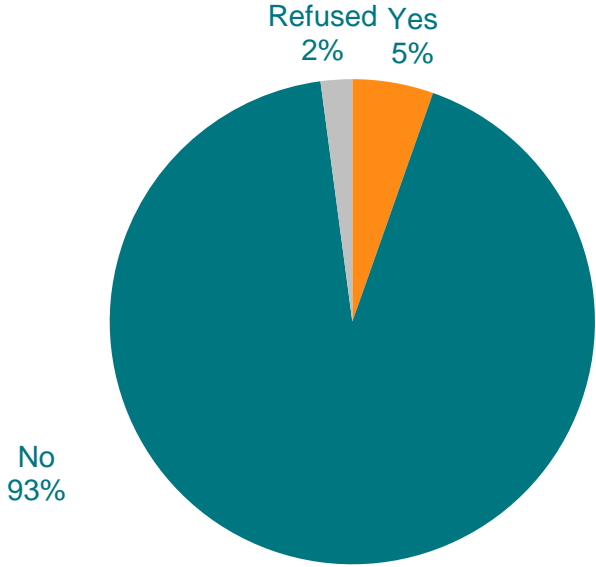
Do you know if the demand for firearms/weapons has gone up or down over the last five years?
Base: Total target population

A strong majority of the public in Albania have stated that they are not informed about the possession of illegal firearms in their neighborhood. Correspondingly, 16% of the population respond that there are no firearms in the households nearby.
Fact or socially desirable response?



Do you think many households in your local area have illegal firearms?
Base: Total target population

The majority of the Albanian population respond not being informed about arms smuggling / trafficking. Fact or socially desirable response?



Have you heard about arms smuggling / trafficking in your area?
Base: Total target population

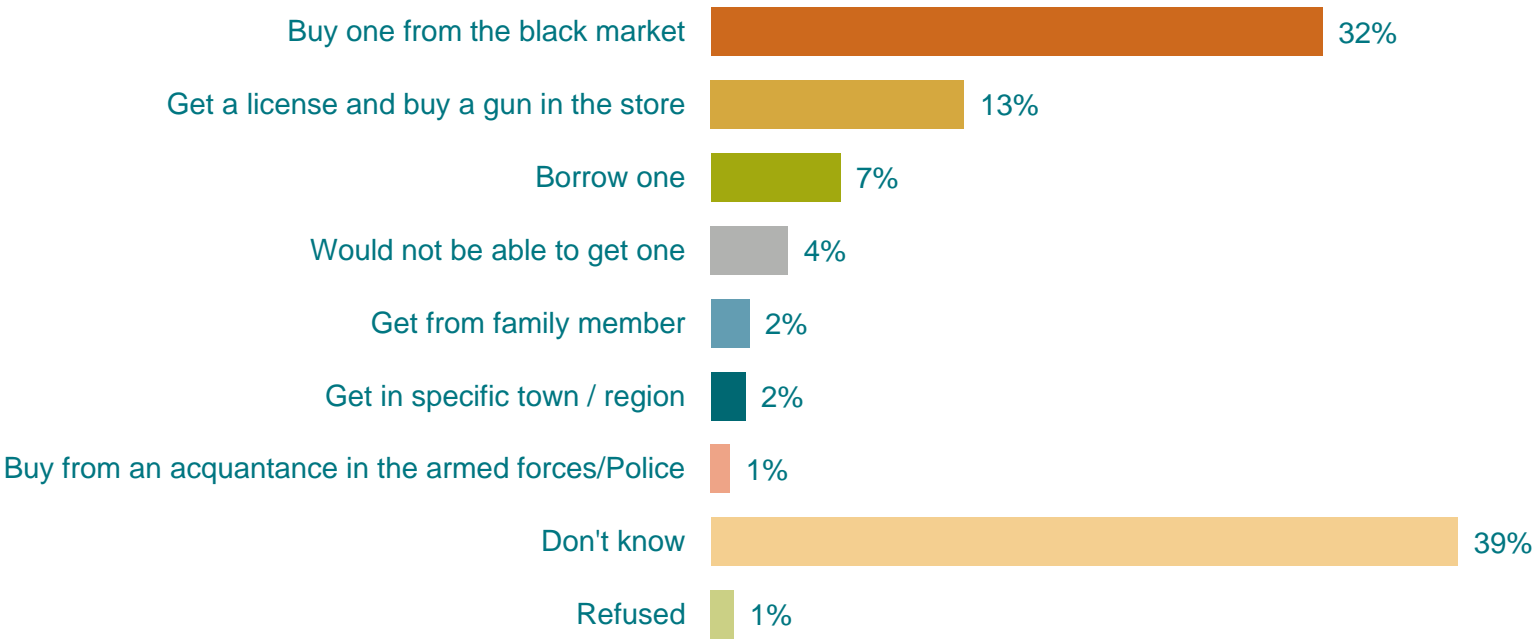
Again, people from the north have responded a higher percentage of such (negative) experiences regarding firearms abuse.

	Total	Region		
		North	Central	South
N	812	154	383	275
sig		0.00		
Yes	5.4	16	4	2
No	92.5	84	96	93
Refused	2.1		0	6

Have you heard about arms smuggling / trafficking in your area?

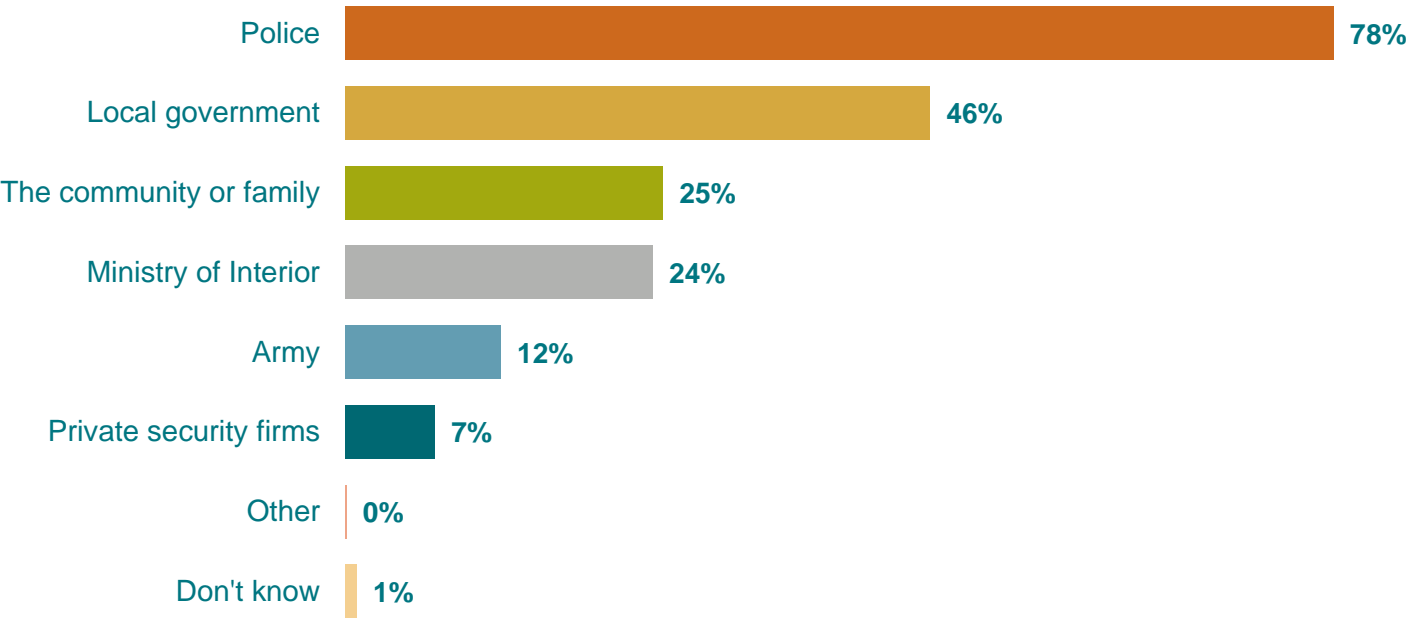
Base: Total target population

More than ⅓ of the Albanian population isn't aware of the potential source of the firearms supply. On the other hand, a bit less than ⅓ of the population cite the black market as a potential source of firearms supply.



If a person from your area, for whatever reason, needed a weapon, where do you think he could get one?
Base: Total target population

The majority of Albanians thinks, the police is the most important contributor to the local security in their residential areas. Besides the police, there is the local government, while other “players” are far less important contributors to the local security.



Who do you think should also contribute to the security in your area?
Multiple answers; Base: Total target population

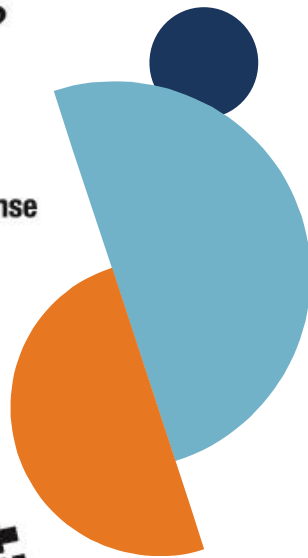
It is evident that local authorities are perceived as less important contributors to the local security, by the lower economic segment of the Albanian population, i.e. those living in the northern and central parts of Albania. On the other hand, it is interesting to see how important local authorities are to the people from the south and in the rural areas of Albania.

	Total	Household monthly income					Region			Settlement type	
		Up to 6000 Lek	6001-24000 Lek	24001-48000 Lek	More than 48000 Lek	DK/Refuse	North	Central	South	Urban	Rural
N	812	125	125	175	135	252	154	383	275	444	368
Police	78.1	81	74	80	79	77	83	76	78	81	74
Local government	46.2	28	42	50	52	51	34	39	63	40	54
The community or family	25.1	24	27	24	24	26	18	24	31	24	26
Ministry of Interior	24.3	14	15	22	32	31	22	30	18	28	20
Army	12.3	9	8	10	20	13	6	22	3	17	7
Private security firms	7.1	5	6	3	8	10	5	8	6	10	4
Other	0.1	1						0		0	
Don't know	0.9		1	1	2	1	1	1	0	0	2

Who do you think should also contribute to the security in your area?

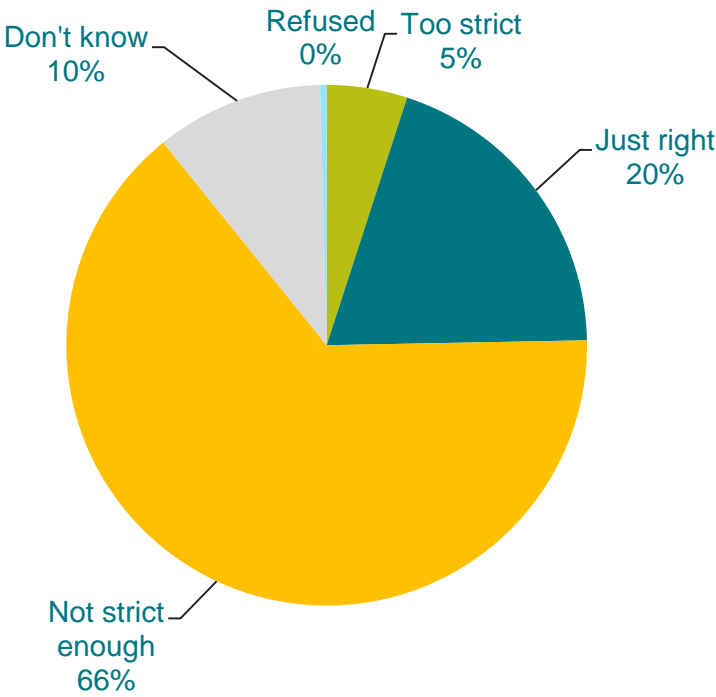
Multiple answers; Base: Total target population

Gun
bullet safety laws
license
self defense
barrel handgun
right to bear arms
trigger
slug
control
shooting
crime
murder
assault
violence
carry



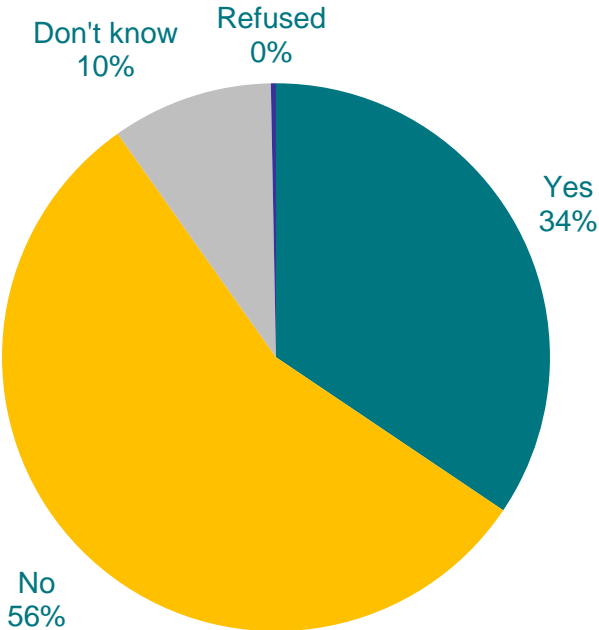
FIREARMS CONTROL & LEGISLATION

The majority of Albanians, i.e. ⅔ of them consider firearms control in Albania lenient (not strict enough).



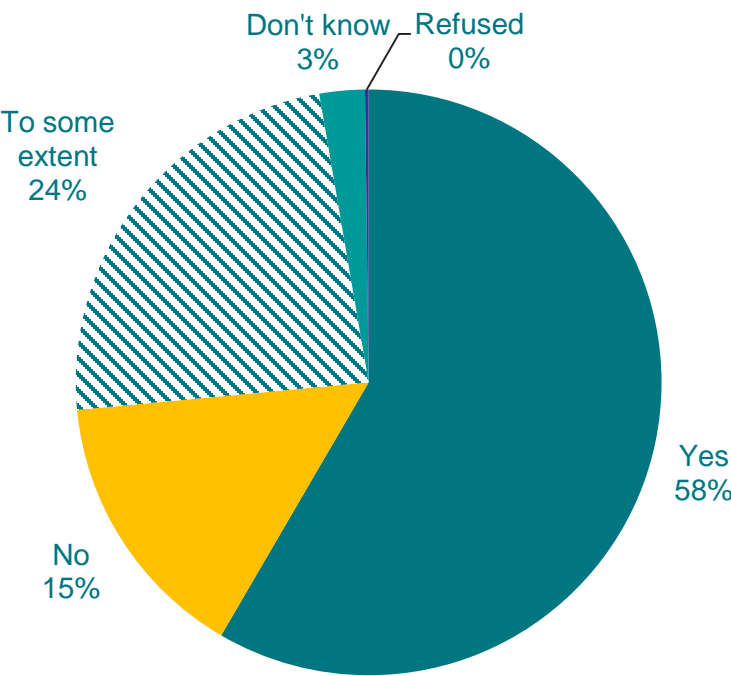
Do you think the control of firearms in Albania is...?
Base: Total target population

On the other hand, over 50% of Albanians are not aware of the new firearms control legislation introduced in 2014.



Are you aware that there is a new Law on Weapons introduced in 2014?
Base: Total target population

What is confusing is the explicit statement made by almost 60% of Albanians that they are aware of the legal consequences regarding the illegal possession of firearms, as well as an additional 24% of the population stating that they are partly aware of these consequences.



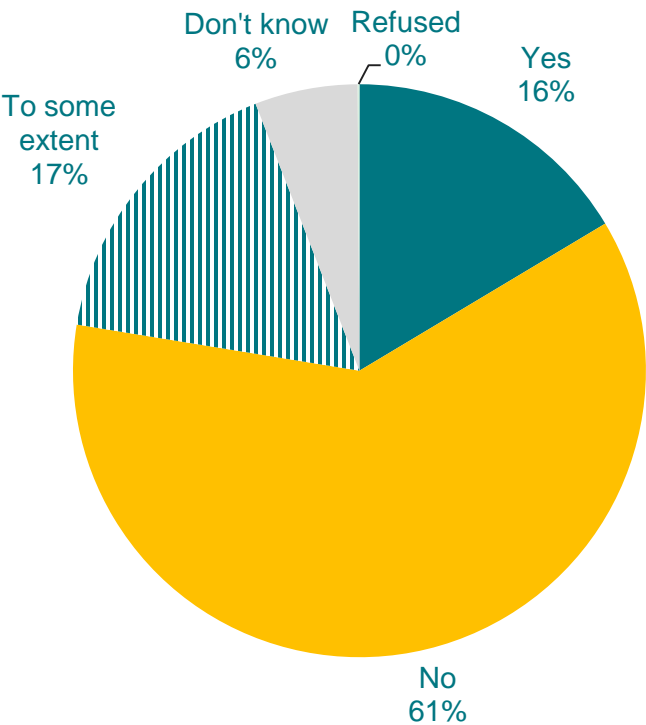
Are you aware of the legal consequences for illegal possession of firearms?
Base: Total target population

Again, there are some significant differences among the population strata. The most important one is that the population from the south expresses a considerably higher level of awareness of the legal consequences of the illegal possession of firearms, while the population from the central region falls significantly below the average on this matter.

	Total	Household monthly income					Region			Settlement type	
		Up to 6000 Lek	6001-24000 Lek	24001-48000 Lek	More than 48000 Lek	DK/Refuse	North	Central	South	Urban	Rural
N	812	125	125	175	135	252	154	383	275	444	368
Yes	58.4	64	59	65	57	52	56	48	74	53	65
No	15.1	8	22	13	5	22	15	19	10	16	14
To some extent	23.8	26	12	22	38	22	25	33	11	28	18
Don't know	2.5	2	6			4	4	1	4	2	3
Refused	0.2		0			0			1	0	0

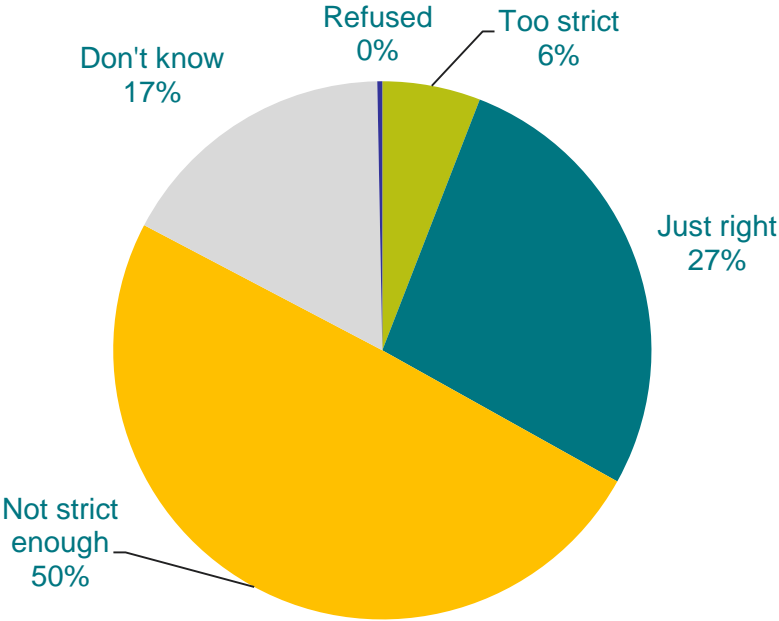
Are you aware of the legal consequences for illegal possession of firearms?
Base: Total target population

About ⅔ of Albanians can be considered as completely uninformed about the legal procedures for the registration and legalization of firearms.



Are you informed about the procedure how to register and legalize a firearm?
Base: Total target population

Regardless of the fact that most Albanians are not familiar with the Law on Weapons, the majority of them consider that the sanctions on the illegal possession of firearms are lenient (not strict enough).

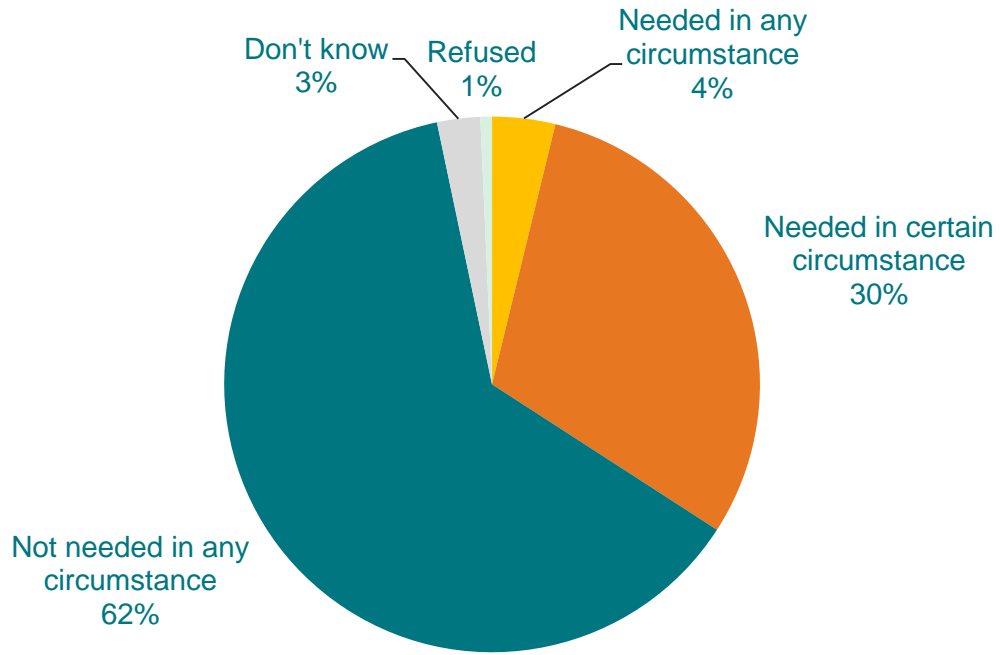


Do you think the sanctions for the illegal possession of firearms are...?
Base: Total target population



**ATTITUDES
TOWARD
FIREARMS
POSSESSION**

The majority of Albanians (over 60% of them) are against the possession of guns in any circumstances. However, 30% of the general public support the possessing firearms under certain circumstances.



Do you think owning a gun is...?
Base: Total target population

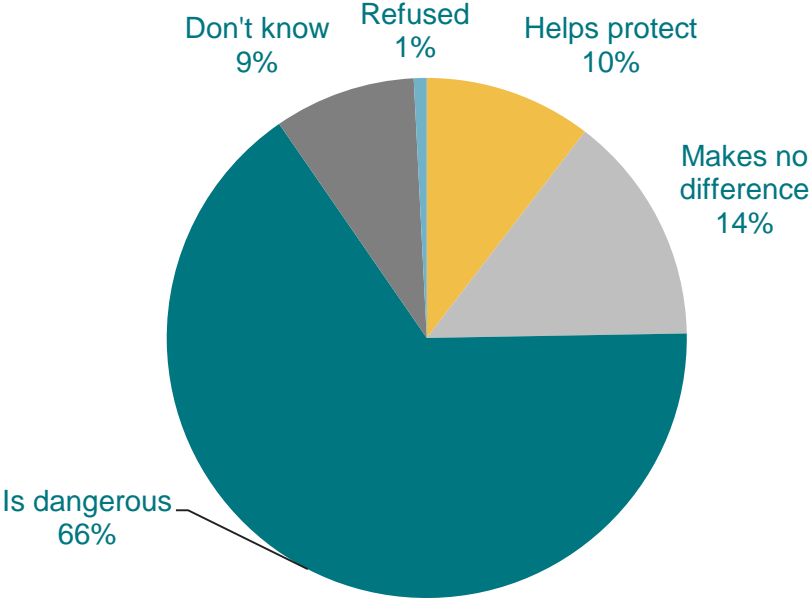
Some Albanian population subgroups are showing a slightly statistically significant positive attitude toward the possession of firearms under certain circumstances. For instance, the younger population, those with secondary education and the people from the central parts of Albania.

	Total	Age categories						Education			Region		
		18-24	25-34	35-44	45-54	55-64	65+	Elementary	Secondary	College / University	North	Central	South
N	812	136	141	139	153	117	125	372	323	116	154	383	275
Needed in any circumstance	3.8	4	2	9	3	3	2	5	3	2	3	5	2
Needed in certain circumstance	30.3	44	28	39	23	25	22	24	39	29	33	39	17
Not needed in any circumstance	62.5	48	67	50	70	69	72	70	54	62	60	53	77
Don't know	2.6	3	2	2	4	2	2	1	4	6	3	2	2
Refused	0.7	1	1			0	3	1	1	1	1	1	1

Do you think owning a gun is...?

Base: Total target population

In line with the aforementioned data is the opinion of the majority of the general public in Albania that the possession of firearms in the household is dangerous for family members.



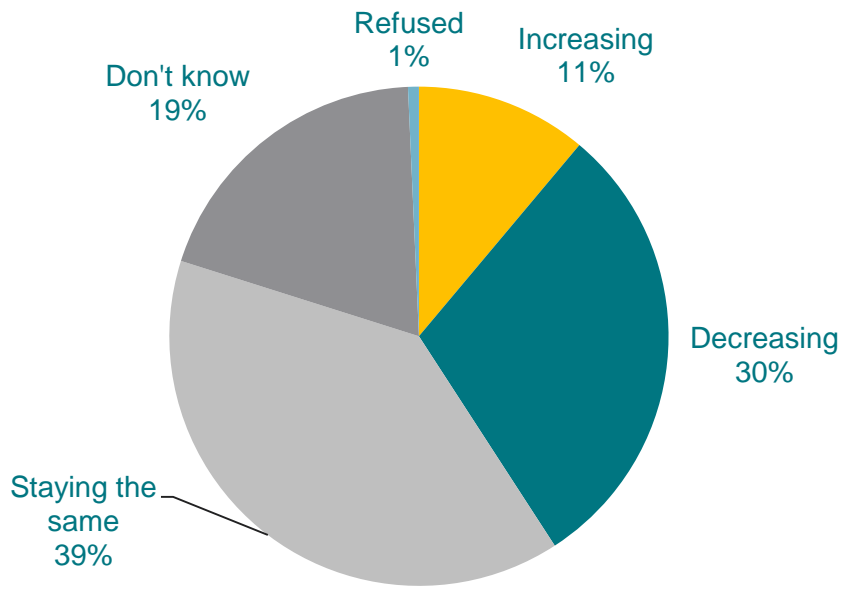
Some people feel that having a gun helps to protect them and their families. Other people believe that having a gun is dangerous for them and their families. Which opinion do you agree with more?
Base: Total target population

Once more, there are evident considerable differences among the inhabitants of different regions in Albania. Those from the central parts of Albania are less rigorous in evaluating gun possession as dangerous, while the people from the south are more aware of this danger.

	Total	Region		
		North	Central	South
N	812	154	383	275
Helps protect	10.4	7	16	5
Makes no difference	14.3	6	19	13
Is dangerous	65.6	76	54	76
Don't know	8.8	11	12	3
Refused	0.8		0	2

Some people feel that having a gun helps to protect them and their families. Other people believe that having a gun is dangerous for them and their families. Which opinion do you agree with more?
Base: Total target population

The general public is quite inconsistent about the estimation of the level of risky behavior among people with firearms in Albania. Around 30% estimate that the situation has improved, but almost 40% believe that the situation has remained the same. Only 11% consider that the situation has become worse.



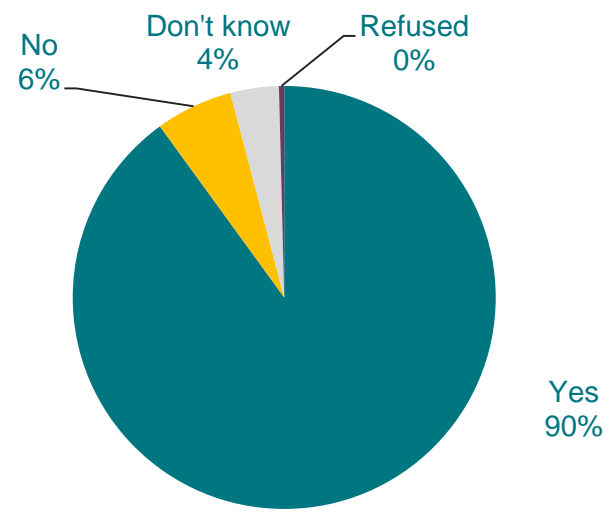
Do you believe that, overall, levels of gun related risky behavior among people with firearms in your area are increasing or decreasing?
Base: Total target population

Once again, people from south of Albania show a significantly more positive attitude towards changes in firearms usage and risks, while those from North are more pessimistic on this matter. It is evident though that the urban population has a much more positive view of the presence of risky behavior among people with firearms.

	Total	Region			Type of settlement	
		North	Central	South	Urban	Rural
N	812	154	383	275	444	368
Increasing	11.1	23	9	7	11	12
Decreasing	29.7	23	27	37	37	21
Staying the same	39.0	26	45	38	36	42
Don't know	19.4	27	19	16	16	24
Refused	0.7		1	1	1	1

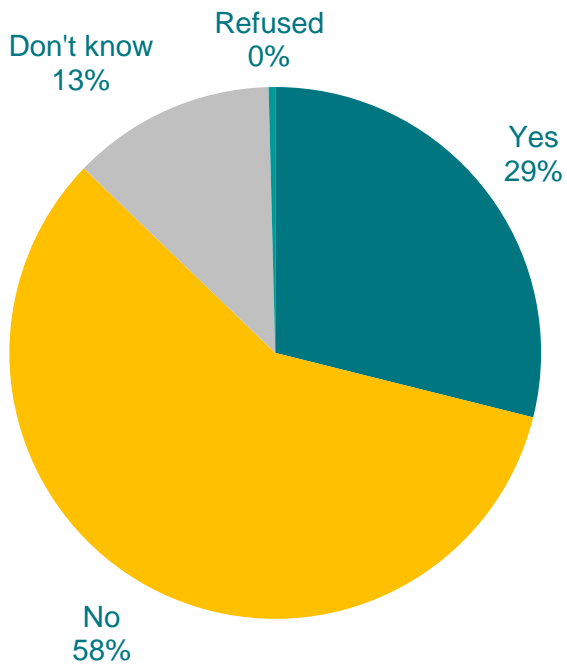
Do you believe that, overall, levels of gun related risky behavior among people with firearms in your area are increasing or decreasing?
Base: Total target population

Nevertheless, it is quite obvious that a striking majority of the Albanian population has a clear idea that firearms control should be improved.



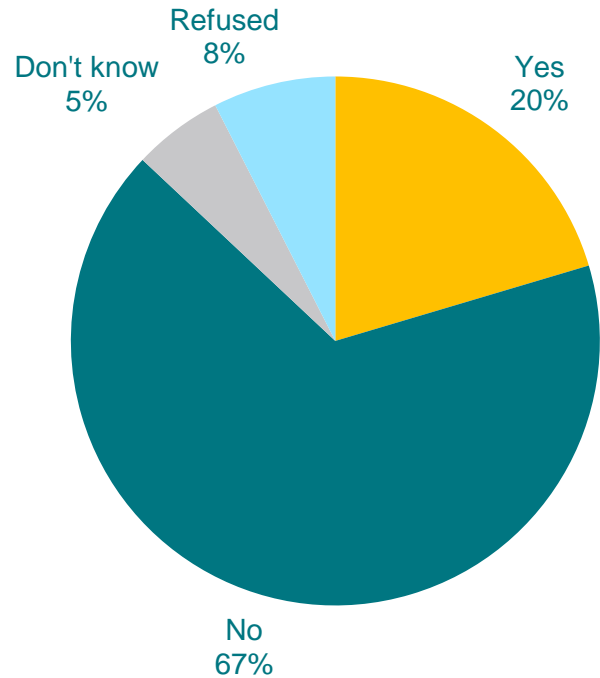
Do you think that control of firearms in Albania should be improved?
Base: Total target population

On the other hand, almost 60% of Albanians consider that licensing of firearms possession will not increase the security in Albania.



Do you think licensing of firearms possession will increase security in Albania?
Base: Total target population

Almost 70% of the general public in Albania is not willing to have firearms in their household, even if they are legally owned.



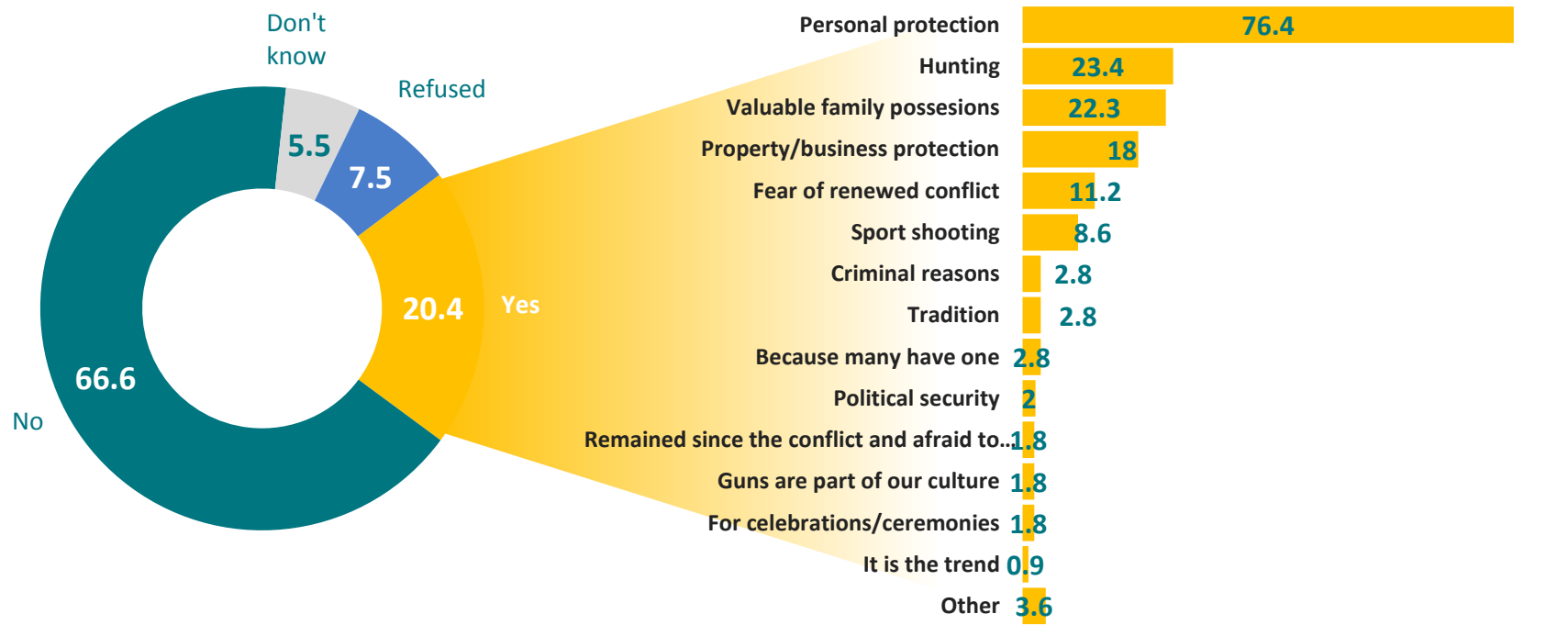
If your household could own a gun legally, would you choose to do so?
Base: Total target population

The elderly make up the highest percentage of those who refuse to have a firearm in their household (almost 85%).

	Total	Age categories					
		18-24	25-34	35-44	45-54	55-64	65+
N	812	136	141	139	153	117	125
Yes	20.4	22	24	21	22	23	9
No	66.6	56	59	69	65	69	84
Don't know	5.5	12	4	5	5	2	4
Refused	7.5	10	12	5	8	6	3

If your household could own a gun legally, would you choose to do so?
Base: Total target population

The Albanians who express an interest in possessing firearms legally cite personal protection as the dominant motive for this interest.



If your household could own a gun legally, would you choose to do so?
Base: Total target population

What would be the main reason to keep a gun at home?
Multiple answers; Base: Those who would own a gun legally (20% of target population)

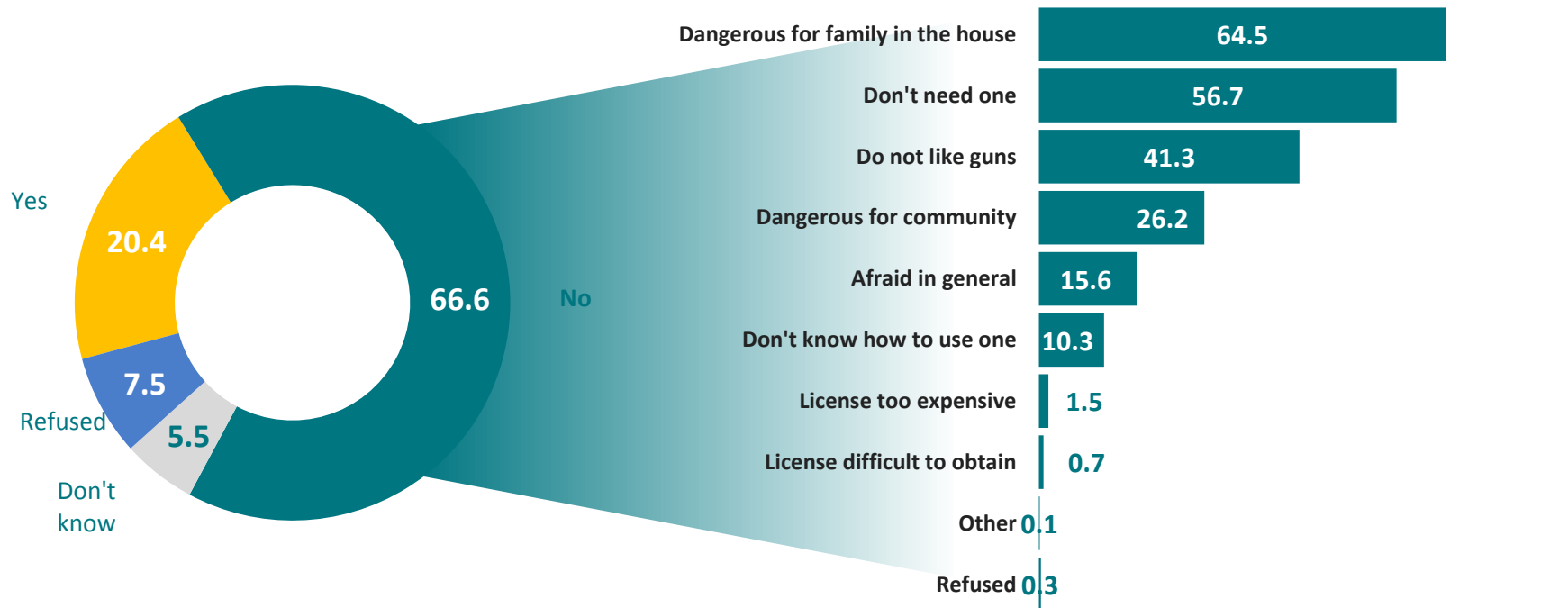
It is interesting to note that, in south Albania, those who are in favor of possessing a legal firearm in the household cited having valuable family possessions as an underlying motive behind this (significantly higher than in other regions).

	Total	Region		
		North	Central	South
N	166	31	80	55
Personal protection	76.4	75	71	85
Hunting	23.4	32	21	22
Valuable family possessions	22.3	23	2	50
Property/business protection	18.0	10	21	18
Fear of renewed conflict	11.2	8	7	19
Sport shooting	8.6	6	16	
Criminal reasons	2.8	2	5	
Tradition	2.8		5	2
Because many have one	2.8	3	5	
Political security	2.0		4	
Remained since the conflict and afraid to hand it back	1.8	2	3	
Guns are part of our culture	1.8	2	3	
For celebrations/ceremonies	1.8		4	
It is the trend	0.9		2	
Other	3.6		7	

What would be the main reason to keep a gun at home?

Multiple answers; Base: Those who would own a gun legally (20% of target population)

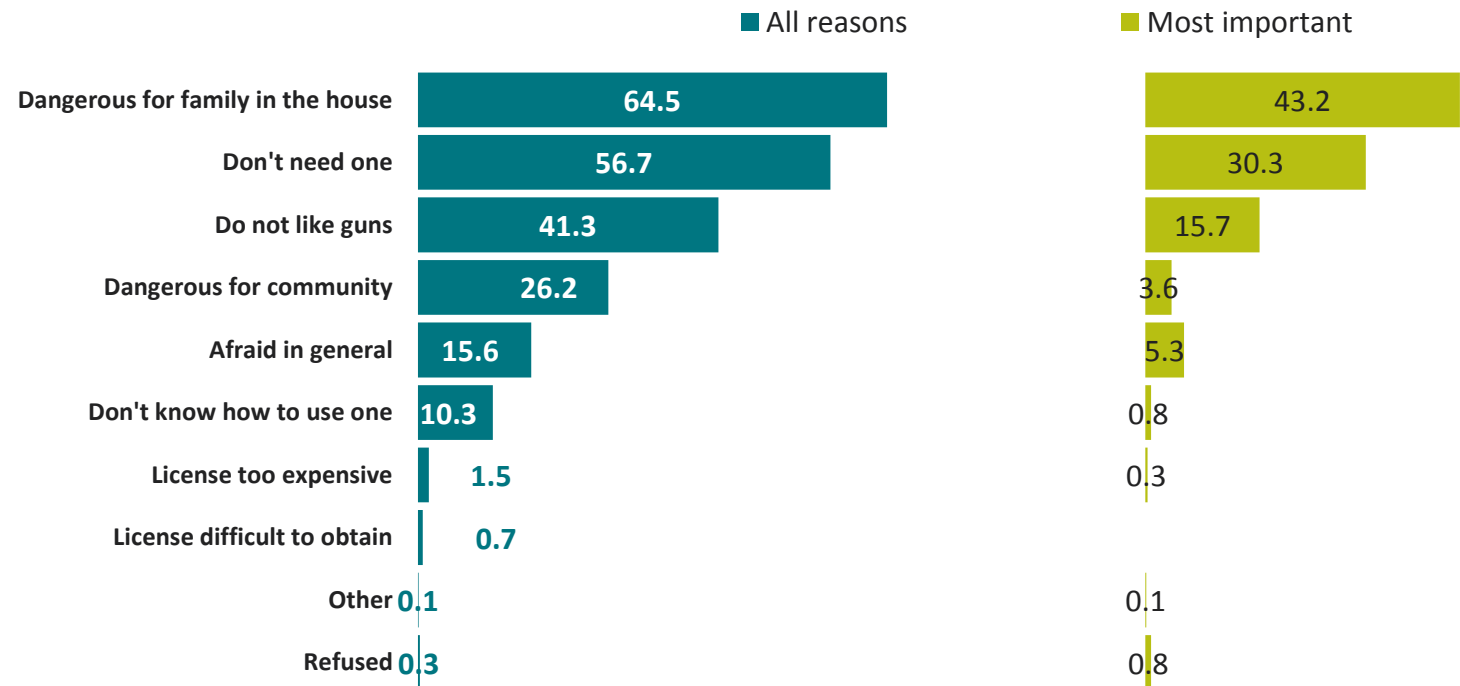
On the other hand, demotivation for the possession of firearms in the household is based on the opinion that this is dangerous for the family members and community in general. Other reasons involve fear and dislike of firearms, as well as absence of a real need.



If your household could own a gun legally, would you choose to do so?
Base: Total target population

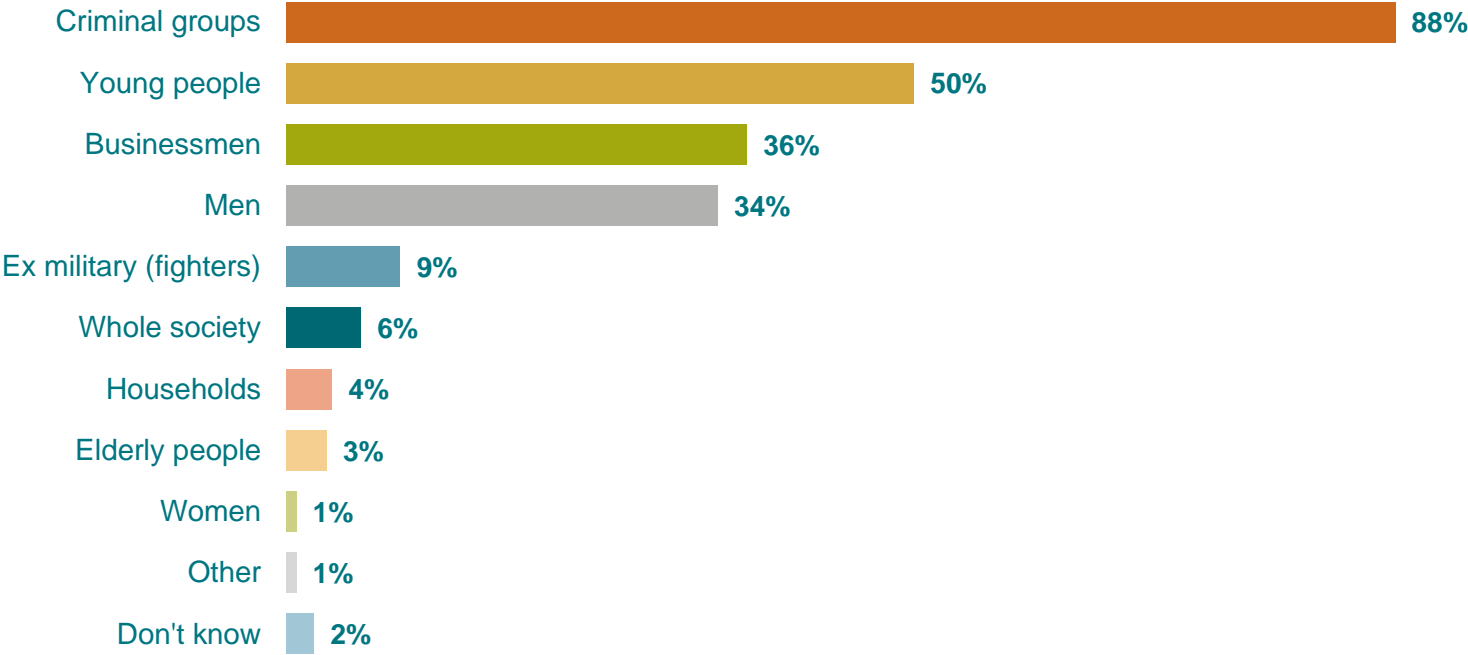
Why would your household choose NOT TO OWN a firearm even if it was a legal one?
Multiple answers; Base: Those who would not own a gun (67% of target population)

Absence of a real need and a sense of danger of firearms are the most important reasons for the majority of Albanians to not choosing to own a firearm.



Why would your household choose NOT TO OWN a firearm even if it was a legal one?
Multiple answers; Base: Those who would not own a gun (67% of target population)

Most Albanians (almost 90%) consider that criminal groups are most attracted to firearms. The second largest social group recognized by the general public is the young generation, (50%), followed by businessmen and men in general.



Which social groups do you think are more attracted to firearms?
Multiple answers; Base: Total target population

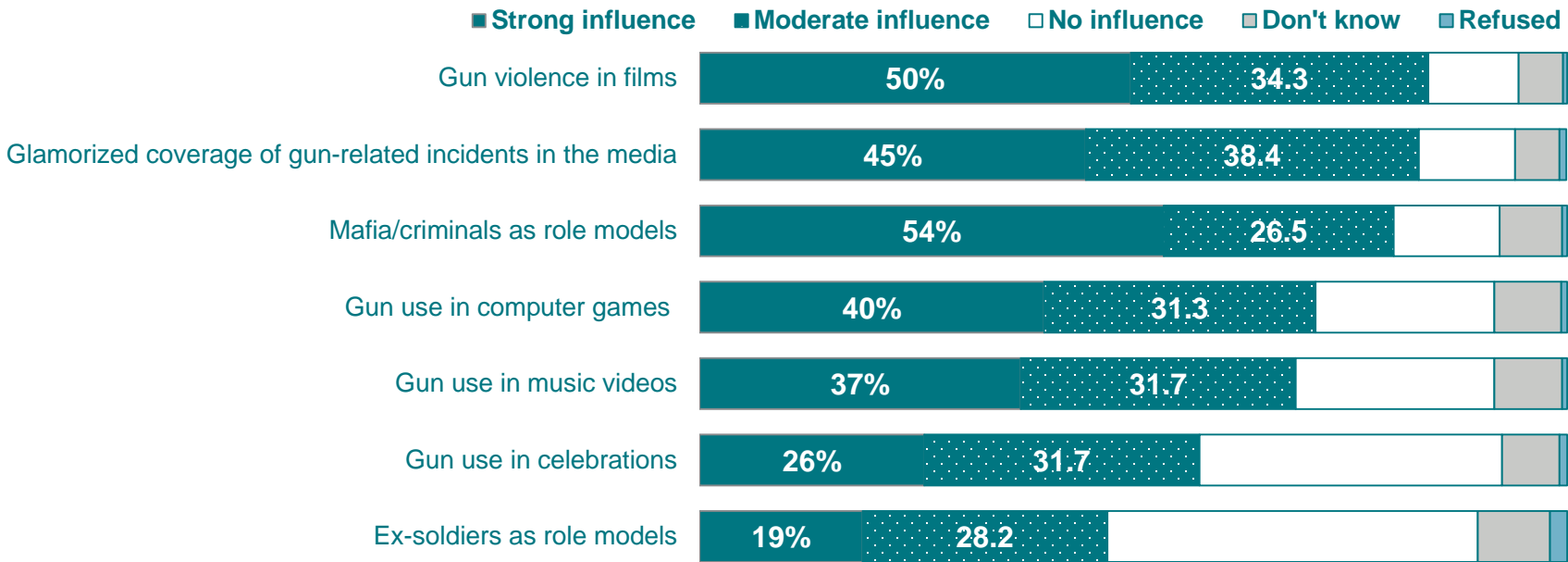
Once more, there are significant regional differences, which lead to the conclusion that, in South Albania, men are considered to be more attracted to the firearms than in other regions, while in north, businessmen are considered as less attracted to firearms than in other regions.

	Total	Region		
		North	Central	South
N	812	154	383	275
Criminal groups	87.6	89	89	84
Young people	49.6	48	45	57
Businessmen	36.4	25	37	42
Men	34.1	26	26	50
Ex military (fighters)	9.0	4	7	15
Whole society	5.9	6	7	4
Households	3.6	4	4	3
Elderly people	3.2	1	5	2
Women	0.8	1	1	1
Other	0.8		1	0
Don't know	2.2	3	3	0

Which social groups do you think are more attracted to firearms?

Multiple answers; Base: Total target population

According to public opinion in Albania, some level of influence on people's (especially the young) attitudes toward firearms can be ascribed to almost all the listed factors. The most prominent are: gun violence in films, glamorized representation of gun incidents in the media and criminals as role models. In addition, gun-related violence in PC games & music videos also plays an important role in creating positive attitudes toward guns. Finally, gun usage during celebrations is the last, but not the least, among the mentioned factors.

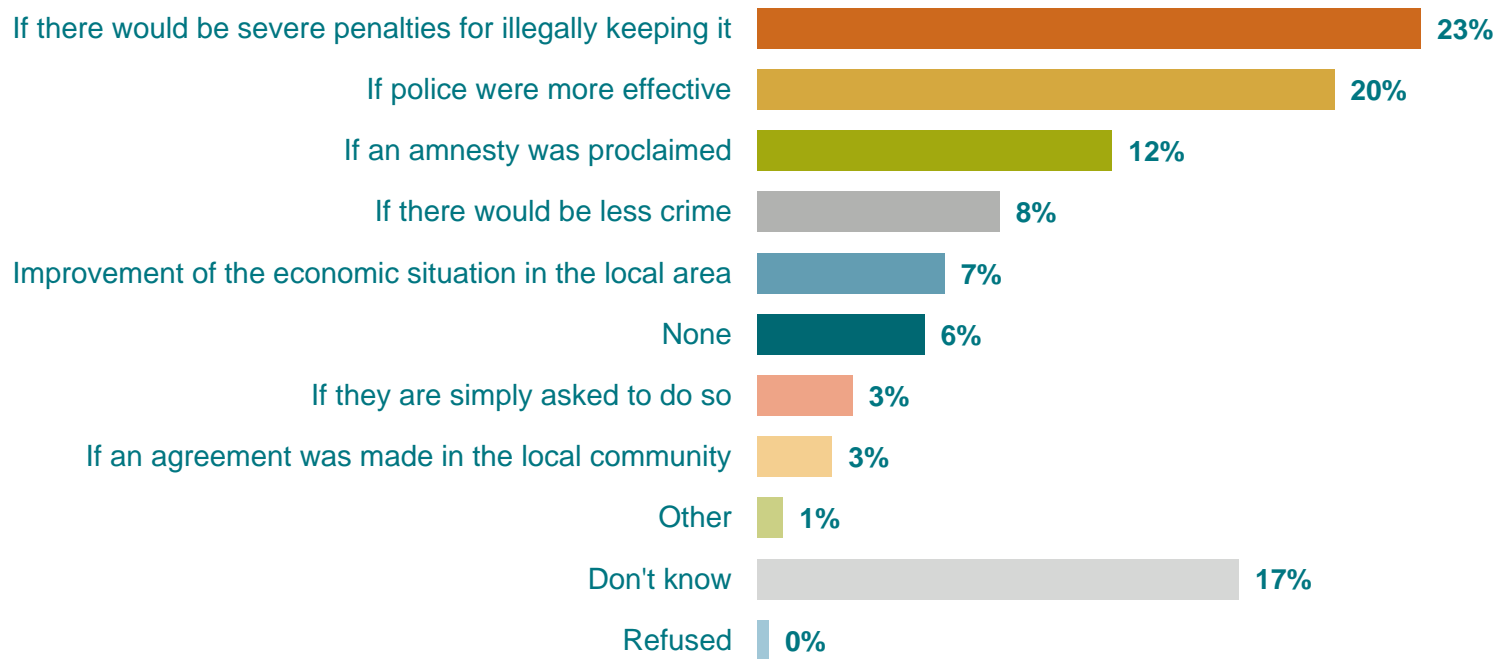


Do you think that people's attitudes (especially youth) towards guns are influenced by any of the following: (rate each element according to its influence)?
Base: Total target population



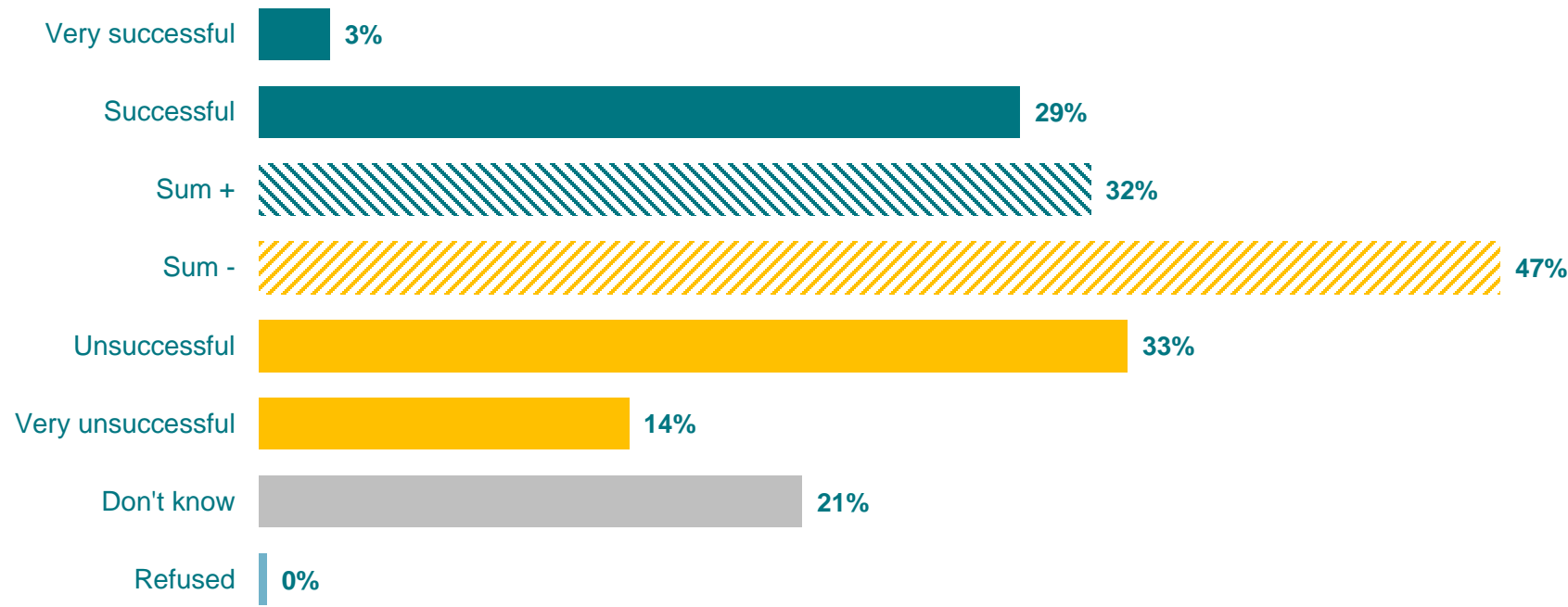
ATTITUDES TOWARD FIREARMS HAND OVER

According to public opinion, severe penalties and higher effectiveness of the police are the key reasons, which would influence voluntary weapon handover in Albania. A general amnesty would also have an additional positive influence.



Under what conditions, if any, do you think people in your area would be willing to hand over their illegal weapons and ammunition?
Multiple answers; Base: Total target population

With regard to the effectiveness of the official collection of illegal weapons in Albania, the public opinion is quite divided. ⅓ of the Albanians estimate that this kind of action would be successful, while almost 50% of the same population think that this would lead to poor results (dissatisfaction).



If there was an announcement for collection of illegal weapons, in your personal opinion what would be the result?
Base: Total target population

Irrespective of the expected effectiveness of the voluntary surrender of illegal weapons, the majority of the general public estimate that the police would be the most appropriate institution for handling this issue.



If an initiative of voluntary surrender of illegal weapons were to begin in your area, to which organization / institution would people most likely surrender their firearms?

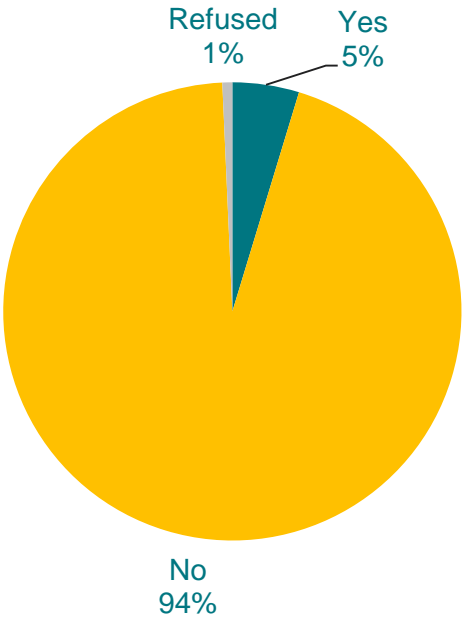
Base: Total target population

**LOCK
IT UP.**

An abstract graphic consisting of three overlapping circles: a large light blue circle, a medium orange circle, and a small dark blue circle. The circles are positioned to the left of the 'FIREARMS COMMUNICATION' text.

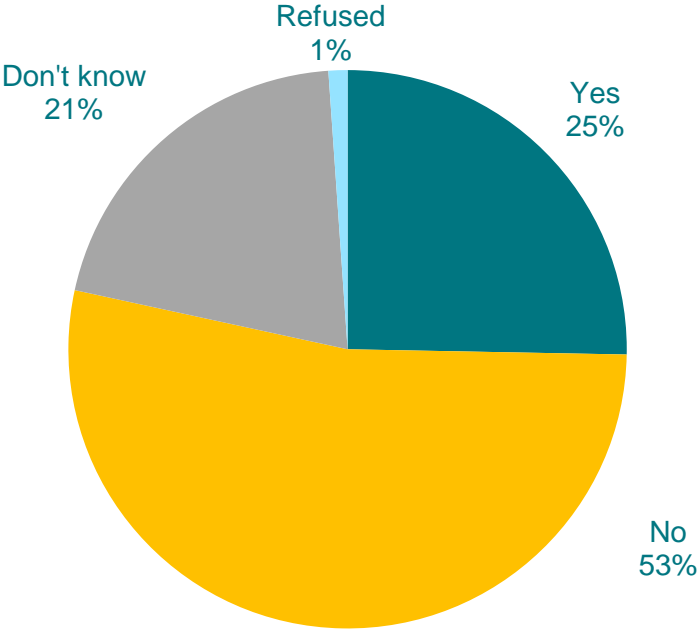
**FIREARMS
COMMUNICATION**

The majority of the general public in Albania, are not aware of specific weapons awareness activities in the country lately.



Are you aware of any weapons awareness activities that have taken place recently in your country?
Base: Total target population

The general public in Albania mostly believe that national & local authorities are not taking the problem of illegal firearms possession more seriously, compared to few years ago.



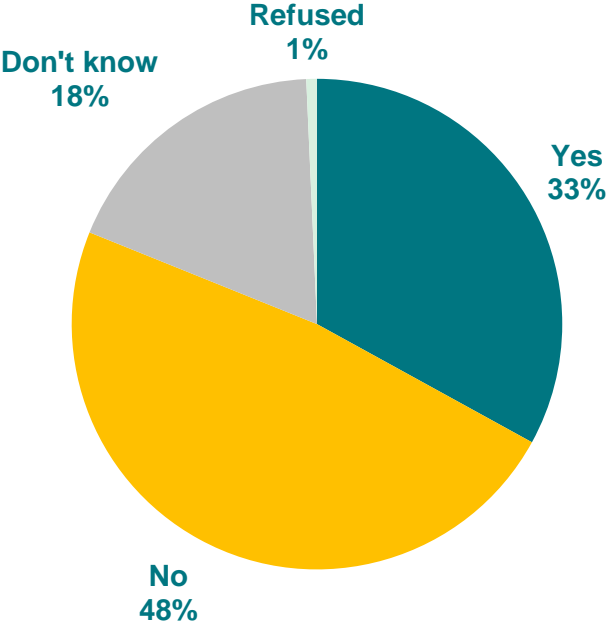
Do you believe that national / local authorities are taking the issue of illegal firearms possession more seriously compared to few years ago?
Base: Total target population

Meanwhile, the general public from the south and north of Albania are negative regarding the seriousness of the national/local authorities on the issue.

	Total	Region		
		North	Central	South
N	812	154	383	275
Yes	25.3	7	37	20
No	53.1	68	40	63
Don't know	20.5	23	23	15
Refused	1.1	2	0	2

Do you believe that national / local authorities are taking the issue of illegal firearms possession more seriously compared to few years ago?
Base: Total target population

With regard to the treatment of firearms misuse in the media, 33% believes that media are taking this issue more seriously. Nevertheless, Albanians are more likely to agree that none of the media completely fulfill their role concerning this matter.



Do you believe that media are taking the issue of illegal firearms possession and firearms misuse more seriously compared to few years ago?
Base: Total target population

Albanians from the central parts of the country (in comparison with other regions) evaluate the seriousness of the media’s treatment of the issue of illegal firearms possession and firearms misuse much more positively.

	Total	Region		
		North	Central	South
N	812	154	383	275
Yes	33.0	16	41	31
No	48.1	62	36	57
Don't know	18.2	21	22	11
Refused	0.7	1	0	1

Do you believe that media are taking the issue of illegal firearms possession and firearms misuse more seriously compared to few years ago?
Base: Total target population

Main Survey Findings:

- MORE THAN HALF OF ALBANIANS ESTIMATE THAT THEIR SECURITY SITUATION IS THE SAME AS A YEAR AGO
- ALMOST 75% OF ALBANIANS FEEL QUITE UNSAFE WHEN IT COMES TO FIREARMS MISUSE
- ALMOST $\frac{1}{3}$ OF THE POPULATION CITE THE BLACK MARKET AS A POTENTIAL SOURCE OF FIREARMS SUPPLY.
- 78% OF ALBANIANS THINK THE POLICE IS THE MOST IMPORTANT CONTRIBUTOR TO THE LOCAL SECURITY.
- $\frac{2}{3}$ OF ALBANIANS CONSIDER FIREARMS CONTROL IN ALBANIA IS NOT STRICT ENOUGH.
- ABOUT $\frac{2}{3}$ OF ALBANIANS ARE COMPLETELY UNINFORMED ABOUT THE LEGAL PROCEDURES FOR THE REGISTRATION AND LEGALIZATION OF FIREARMS.
- **OVER 60% OF ALBANIANS ARE AGAINST THE POSSESSION OF GUNS IN ANY CIRCUMSTANCES.**
- **ALMOST 70% OF THE GENERAL PUBLIC IN ALBANIA IS NOT WILLING TO HAVE FIREARMS IN THEIR HOUSEHOLD, EVEN IF THOSE ARE LEGALLY OWNED.**
- ABSENCE OF A REAL NEED AND A SENSE OF FEAR FROM FIREARMS ARE THE MOST IMPORTANT REASONS FOR THE MAJORITY OF ALBANIANS TO NOT CHOOSING TO OWN A FIREARM.

ABOUT EUSAC

EU SUPPORT OF SEESAC DISARMAMENT AND ARMS CONTROL ACTIVITIES IN SOUTH EAST EUROPE (EUSAC)

SEESAC is implementing a series of region-wide activities in the period 2014 – 2016 through [EU COUNCIL DECISION 2013/730/CFSP](#).

Designed in close cooperation with national authorities, the EUSAC project works on the following five interrelated streams of activities:

1. Increased security of stockpiles: through the renovation and security improvements to storages of arms and ammunition.
2. Stockpile reduction: through the destruction of surplus arms and ammunition held in storages.
3. Improved marking, tracing and registration of SALW: through the provision of support to the establishment or enhancement of existing weapons registration and record-keeping systems.
4. Improved regional cooperation on awareness raising, information sharing and knowledge transfer: through the facilitation of regional cooperation between national institutions tasked with arms control.
5. Implementation of weapons collection and awareness raising campaigns.

This Public Opinion survey was conducted on SEESAC's behalf by IPSOS and funded under Component 5 of the EUSAC Project.

ABOUT IPSOS

Ipsos ranks third in the global research industry. With a strong presence in 87 countries, Ipsos employs more than 16,000 people and has the ability to conduct research programs in more than 100 countries. Founded in France in 1975, Ipsos is controlled and managed by research professionals. They have built a solid Group around a multi-specialist positioning – Media and advertising research; Marketing research; Client and employee relationship management; Opinion & social research; Mobile, Online, Offline data collection and delivery. Ipsos has been listed on the Paris Stock Exchange since 1999.

Disclaimer

The views expressed in this document are those of the authors and do not necessarily represent those of the United Nations Development Programme, the Regional Cooperation Council, or the European Union.